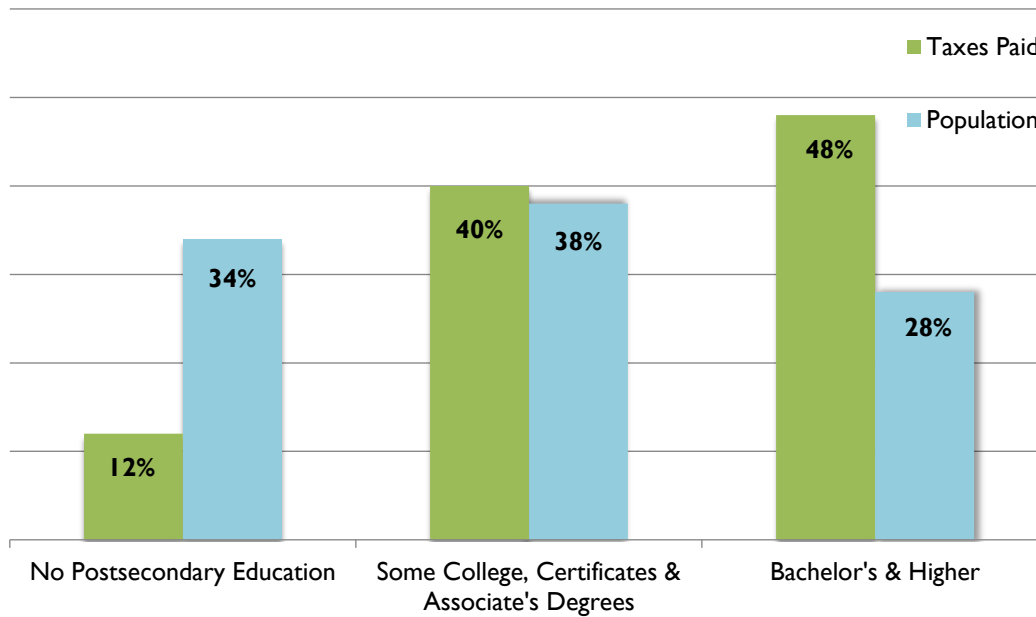


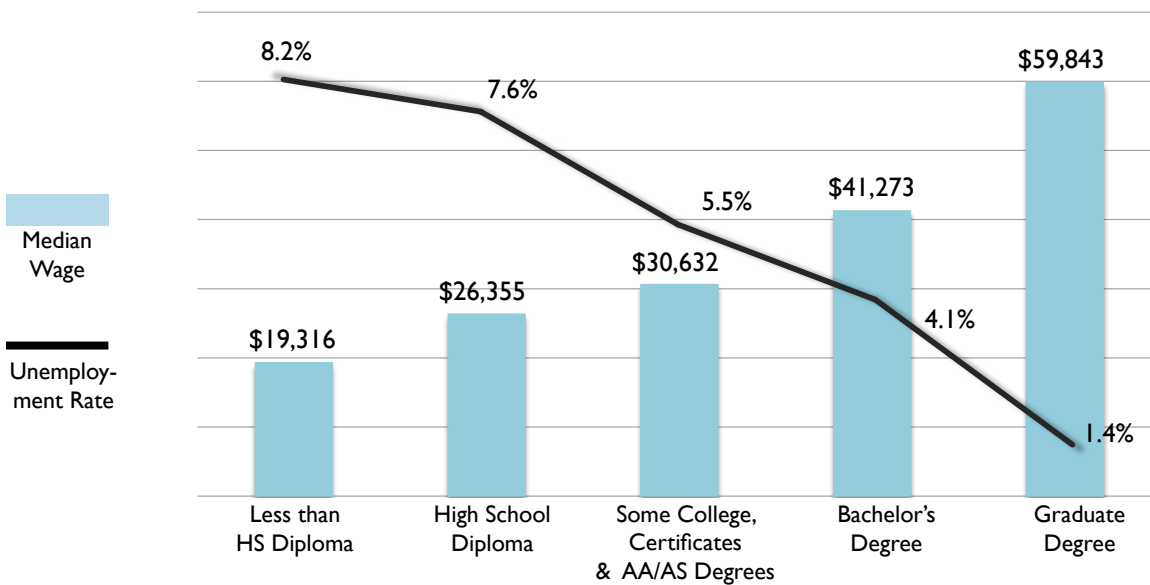
**COLLEGE GRADUATES CONTRIBUTE TO THE UTAH ECONOMY**

- Majority of taxes are paid by those who have higher levels of education.
- Individuals with higher education credential are less likely to experience unemployment.

**Utah Population 25 & Over by Education & State Tax Contribution**



**Median Wages by Degree Earned**



Sources: American Communities Survey, 2009; Utah Department of Workforce Services

### HIGHER EDUCATION MEANS HIGHER PERSONAL INCOME

- Holding a postsecondary degree is clearly related to higher earnings, although there is variation across disciplines.
- Each successive level of education attainment results in additional economic benefit.
- The median income for bachelor’s degree holders in Utah is \$50,381, compared to \$32,176 for people with only a high school diploma.

MEDIAN EARNINGS ACROSS DEGREE TYPES, UTAH 2010, 25-64 YEAR OLDS

Less than High School Diploma	\$24,183
High School Diploma Only	\$32,176
Some College, No Degree	\$37,126
Associate’s Degree Only	\$41,251
Difference in Median Earnings: HS Diploma & AA/AS Degree	\$9,075
Bachelor’s Degree Only	\$50,381
Difference in Median Earnings: HS Diploma & BA/BS Degree	\$18,205

Source: National Center for Higher Education Management Systems, [higheredinfo.org](http://higheredinfo.org)

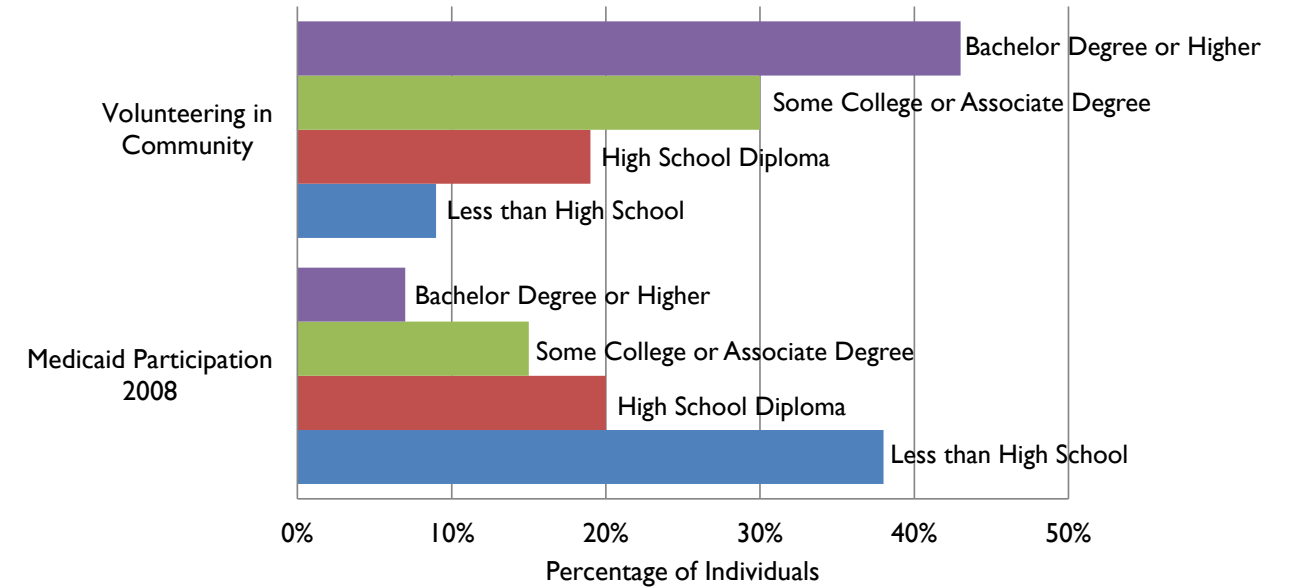
COMPARISON OF INCOME BY DEGREE & FIELD OF STUDY

	Arts & Humanities	Business & Communications	Education	Health	Social & Behavioral Sciences	STEM	Trades
Median Income HS Diploma	\$25,399	\$29,655	\$18,796	\$25,262	\$26,730	\$32,076	\$28,818
Median Income AA/AS Degree	\$32,244	\$37,422	\$23,175	\$43,934	\$36,095	\$45,343	\$38,290
Wage Premium AA/AS over HS	\$6,844 26.9%	\$7,767 26.2%	\$4,380 23.3%	\$18,672 73.9%	\$9,364 35%	\$13,267 41.4%	\$9,472 32.9%
Median Income BA/BS Degree	\$39,297	\$51,564	\$40,305	\$56,427	\$42,768	\$62,605	\$40,305
Wage Premium BA/BS over HS	\$13,898 54.7%	\$21,908 73.9%	\$21,509 114.4%	\$31,165 123.4%	\$16,038 60%	\$30,529 95.2%	\$11,487 39.9%

Source: *The Economic Benefit of Postsecondary Degrees: A State and National Level Analysis*, State Higher Education Executive Officers, December 2012

### SOCIETAL BENEFITS OF HIGHER EDUCATION

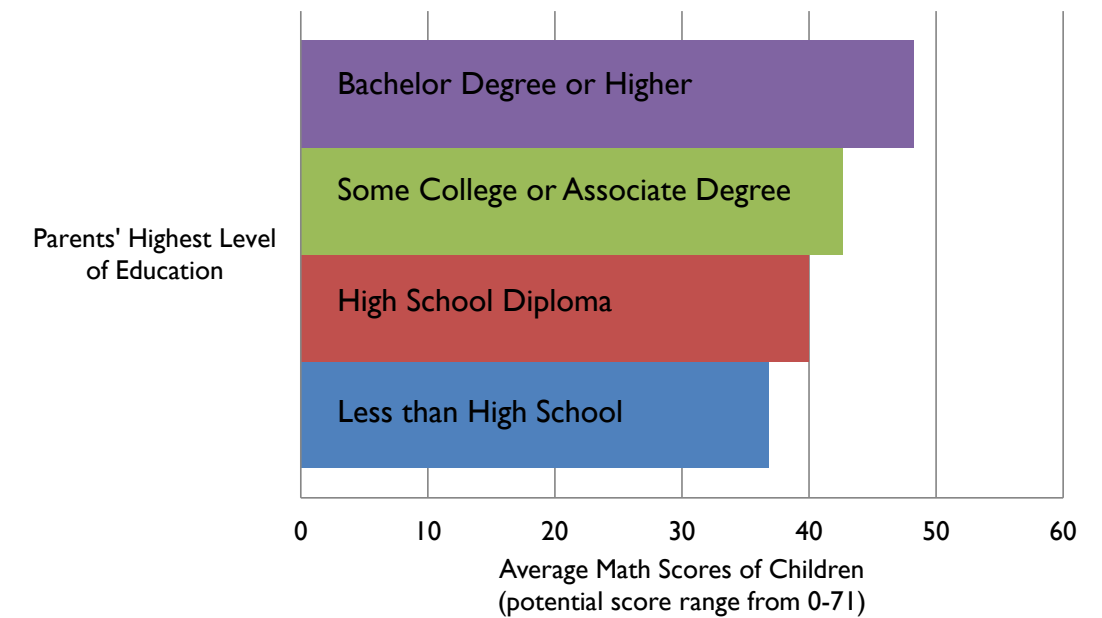
- The percentage of people who donate their time to organizations increases as their level of education increases.
- The less education an individual has, the higher the likelihood that he/she will utilize Medicaid.



Source: *Education Pays 2010*, The College Board

### PARENTAL EDUCATION LEVELS BENEFIT CHILDREN

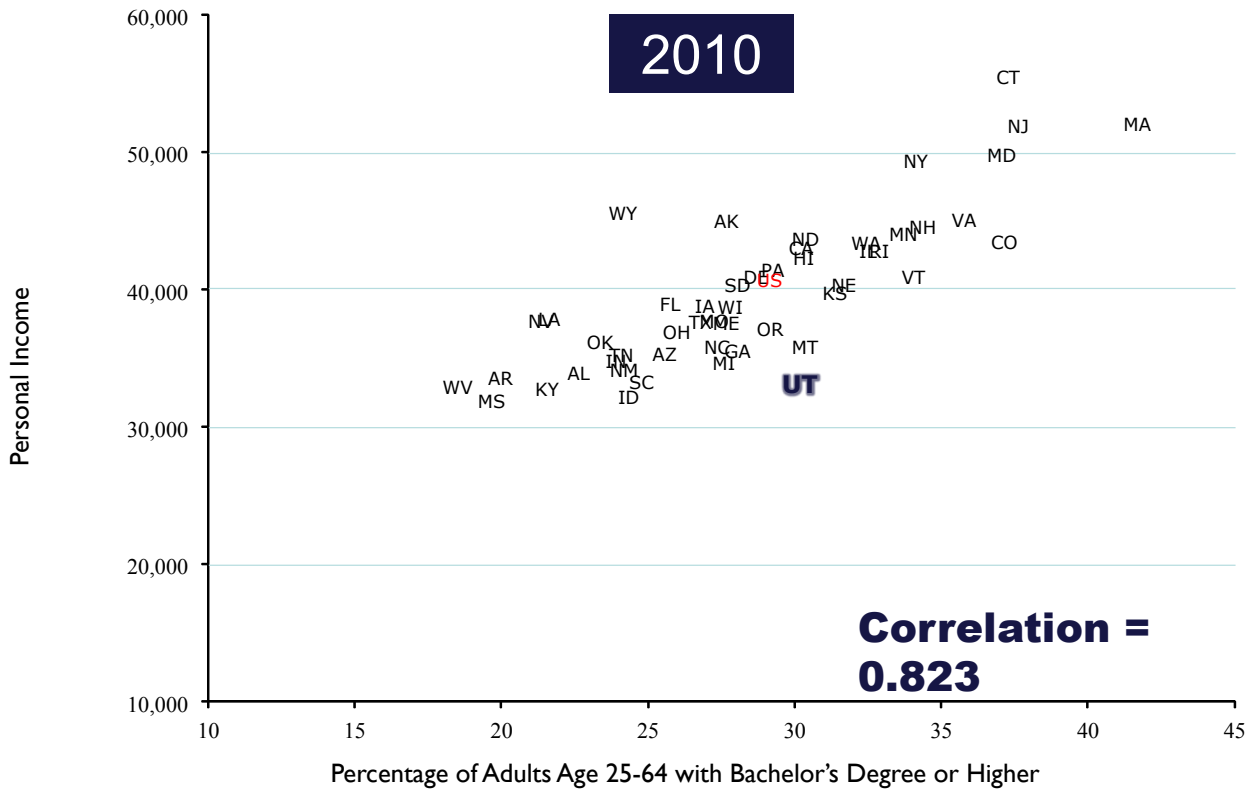
- Children whose parents had higher levels of education scored better on math tests upon entering kindergarten.



Source: National Center for Education Statistics, *Digest of Education Statistics, 2011*, Table 122.

## CORRELATION BETWEEN EDUCATION AND INCOME

- There is a strong correlation between level of education and level of income.
- States with a higher proportion of their population with a bachelor’s degree or higher have higher personal income levels.



## GEOGRAPHIC MAKEUP OF STUDENTS IN UTAH SYSTEM OF HIGHER EDUCATION

Institution	Home County	% from Home County	% Other Utah	% Out of State/U.S.
University of Utah	Salt Lake	48%	24%	28%
Utah State University	Cache	16%	59%	25%
Weber State University	Weber	34%	58%	8%
Southern Utah University	Iron	26%	53%	21%
Snow College	Sanpete	20%	74%	6%
Dixie State University	Washington	62%	24%	14%
Utah Valley University	Utah	64%	25%	11%
Salt Lake Community College	Salt Lake	70%	15%	15%