

November 4, 2015

MEMORANDUM

TO: State Board of Regents

FROM: David L. Buhler

SUBJECT: High School Feedback Reports

Background

As part of our ongoing efforts to work closely with the Utah State Office of Education to improve and assess college preparation, the Office of the Commissioner devised a report to provide feedback to individual high schools and school districts. Principals and superintendents know how their students fare in their high school courses and on the ACT, but they lack information about their students after graduation. The new High School Feedback Reports are designed to fill the gaps from other statewide reports such as Student Assessment of Growth and Excellence (SAGE), ACT, and school grades because it tracks high school student graduates who attended a Utah System of Higher Education (USHE) institution. We hope to inform K-12 leaders how their graduates are making the transition from high school to higher education. The reports were compiled through a data partnership with the Utah State Office of Education, which will also receive copies.

Issue

The High School Feedback Reports show the college performance of the graduating class of 2013-14 from every K-12 school district, and tracks students who enrolled at a USHE institution the following academic year (2014-15). The reports include the number of students who applied for and received a Regents' Scholarship, the breakdown of the number of students enrolled in each higher education institution, their average fall grade point average (GPA), how many persisted through spring semester, their credit load, the number of students placed in remedial courses, and success rates in college-level mathematics and English composition. The data have been disaggregated to show separate reports for the entire student body, low English proficiency students, and low income students.

The reports were mailed on October 23, 2015 to the 27 school districts who are partners with StepUp Utah and the Utah Scholars Initiatives. These partners received more detailed versions of the report that included not only district information but also information for each individual high school. All other districts received only a district level report and an invitation to become a StepUp Utah partner, as these partnerships are a strong way to improve college preparation. District reports have also been shared with the State Superintendent.

### Next Steps

An interactive online version of the reports will be published by the end of November. The USHE office of Outreach and Access plans to publish these reports annually. Since this is the first round with the reports, Outreach and Access is actively seeking feedback from superintendents and the Utah State Office of Education on how to improve them.

### Commissioner's Recommendation

This is an information item only; no action is required

---

David L. Buhler  
Commissioner of Higher Education

DLB/JH  
Attachments



# Utah System of Higher Education (USHE) High School Feedback Report

## Salt Lake District Graduating Class of 2014

All Students - First Year of College

### Salt Lake District Fall 2014 Enrollments\*

University Of Utah	191
Utah State University	36
Weber State University	7
Southern Utah University	10
Snow College	12
Dixie State University	9
Utah Valley University	15
Salt Lake Community College	207
Brigham Young University	25
LDS Business College	3
Westminster College	15
Other In-State	2
Other Out-of-State	91
Status Unknown	730

### High School Graduates and Scholarships

	Salt Lake District	Utah
Graduates	1,352	35,661
Applied for Regents' Scholarship	88	3,140
Awarded Regents' Scholarship	51	2,274
Applied for New Century Scholarship		404
Awarded New Century Scholarship		260

### New Student Information (USHE Students Only)

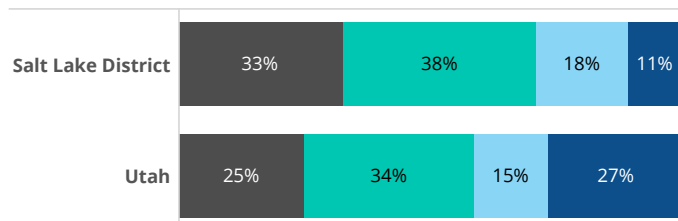
Enrolled	487	12,365
Avg. Fall GPA	2.45	2.69
% Pell Eligible	47%	34%
% Returned Spring Semester	79%	81%
% with 30 credits 1st yr	15%	25%

\* May include individual student enrollments at multiple institutions.

### College Performance Measures (USHE Students Only)

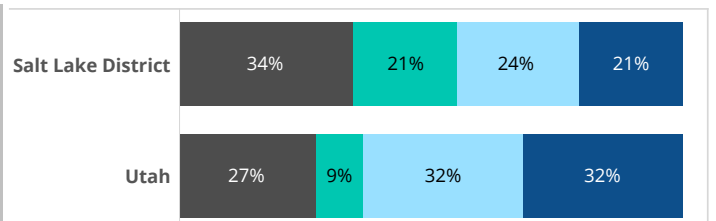
#### Students Taking Math

■ No Enrollment ■ Remedial




#### Students Taking English


■ College Level ■ Previous Credit



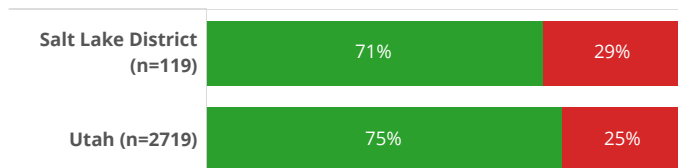
#### % Earning C- or Higher in Remedial Math (≤ 1010)



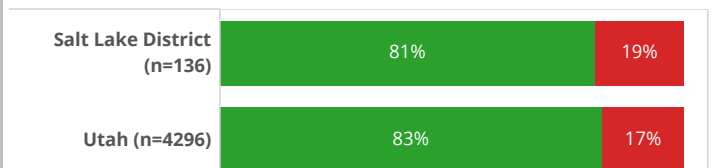
#### % Earning C- or Higher in Remedial English



#### % Earning C- or Higher in College Math (≥ 1030)



#### % Earning C- or Higher in Intro to Writing



For additional information regarding this report, its source data, and the reported measures please consult the Data Definitions Guide accompanying this report.

Prepared by Utah System of Higher Education  
highereducutah.org Published: Oct. 2015



# Utah System of Higher Education (USHE) High School Feedback Report

## Salt Lake District Graduating Class of 2014

### Limited English Proficiency - First Year of College

#### Salt Lake District Fall 2014 Enrollments\*

University Of Utah	13
Weber State University	1
Southern Utah University	2
Dixie State University	2
Utah Valley University	3
Salt Lake Community College	41
LDS Business College	1
Other Out-of-State	5
Status Unknown	162

#### High School Graduates and Scholarships

	Salt Lake District	Utah
Graduates	230	1,178
Applied for Regents' Scholarship	2	11
Awarded Regents' Scholarship	0	4
Applied for New Century Scholarship		
Awarded New Century Scholarship		

#### New Student Information (USHE Students Only)

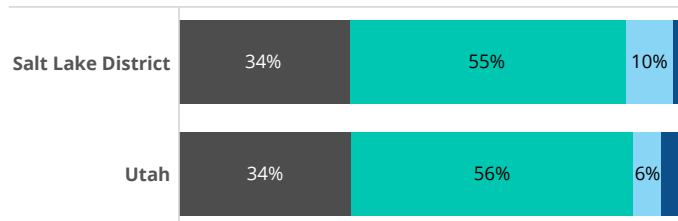
Enrolled	62	272
Avg. Fall GPA	1.96	2.05
% Pell Eligible	71%	67%
% Returned Spring Semester	77%	77%
% with 30 credits 1st yr	10%	10%

\* May include individual student enrollments at multiple institutions.

#### College Performance Measures (USHE Students Only)

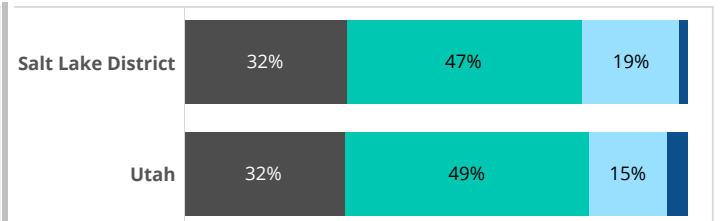
##### Students Taking Math

■ No Enrollment ■ Remedial

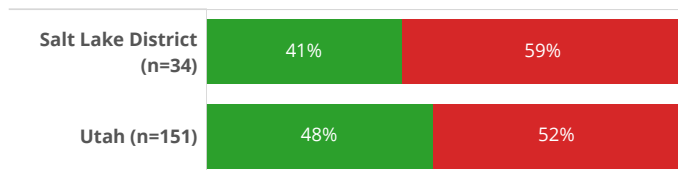


##### Students Taking English

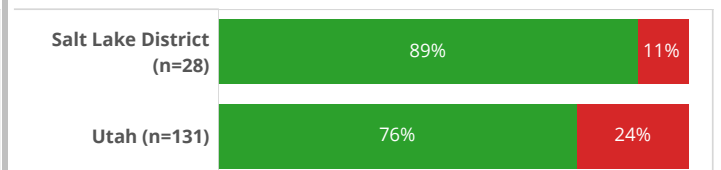
■ College Level ■ Previous Credit



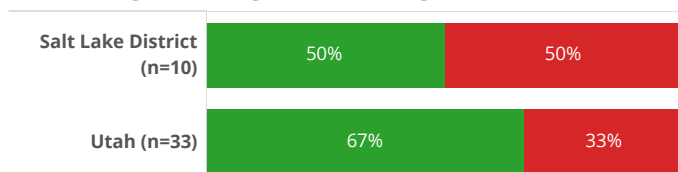
##### % Earning C- or Higher in Remedial Math ( $\leq 1010$ )



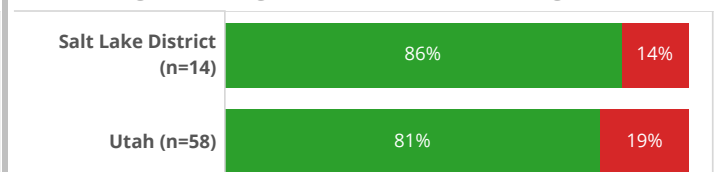
##### % Earning C- or Higher in Remedial English



##### % Earning C- or Higher in College Math ( $\geq 1030$ )



##### % Earning C- or Higher in Intro to Writing



For additional information regarding this report, its source data, and the reported measures please consult the Data Definitions Guide accompanying this report.

Prepared by Utah System of Higher Education  
highereducutah.org Published: Oct. 2015



# Utah System of Higher Education (USHE) High School Feedback Report Salt Lake District Graduating Class of 2014

## Low Income (Free and Reduced Lunch) - First Year of College

### Salt Lake District Fall 2014 Enrollments\*

University Of Utah	63
Utah State University	10
Weber State University	3
Southern Utah University	4
Snow College	4
Dixie State University	6
Utah Valley University	9
Salt Lake Community College	124
Brigham Young University	2
LDS Business College	3
Westminster College	1
Other In-State	1
Other Out-of-State	14
Status Unknown	448

### High School Graduates and Scholarships

	Salt Lake District	Utah
Graduates	691	8,150
Applied for Regents' Scholarship	10	285
Awarded Regents' Scholarship	2	175
Applied for New Century Scholarship		65
Awarded New Century Scholarship		31

### New Student Information (USHE Students Only)

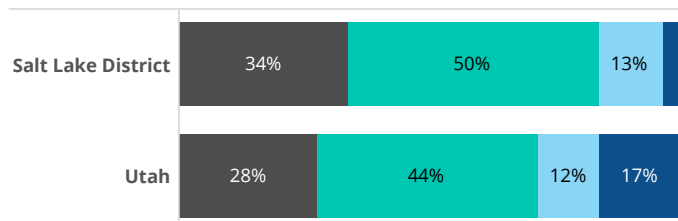
Enrolled	223	2,327
Avg. Fall GPA	2.13	2.35
% Pell Eligible	77%	79%
% Returned Spring Semester	75%	76%
% with 30 credits 1st yr	9%	18%

\* May include individual student enrollments at multiple institutions.

### College Performance Measures (USHE Students Only)

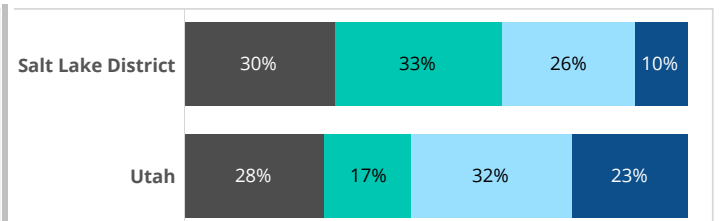
#### Students Taking Math

■ No Enrollment ■ Remedial

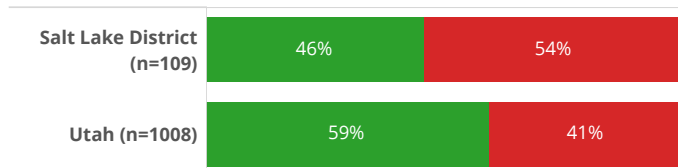


#### Students Taking English

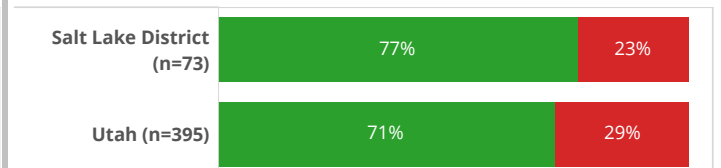
■ College Level ■ Previous Credit



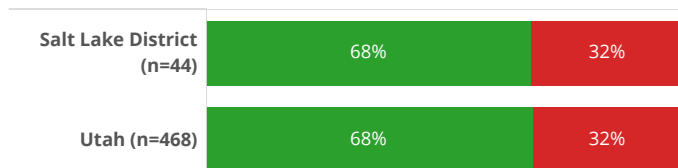
#### % Earning C- or Higher in Remedial Math (≤ 1010)



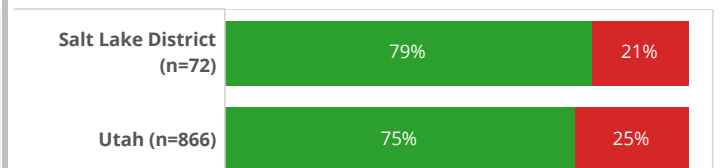
#### % Earning C- or Higher in Remedial English



#### % Earning C- or Higher in College Math (≥ 1030)



#### % Earning C- or Higher in Intro to Writing



For additional information regarding this report, its source data, and the reported measures please consult the Data Definitions Guide accompanying this report.

Prepared by Utah System of Higher Education  
highereduc.utah.gov Published: Oct. 2015