

November 9, 2016

MEMORANDUM

TO: State Board of Regents

FROM: David L. Buhler

SUBJECT: USHE – Discussion of Institution Branch Campuses and Other Significant Centers and Sites

Issue

At the July Board meeting, the Board requested the Office of the Commissioner prepare an inventory of the current USHE branch campuses and other significant centers and sites geographically separate from the institution's designated main campus for Board review and discussion.

Background

All of the USHE institutions currently operate facilities geographically separate from their designated main campus location. Overall, the system has 18 permanent branch campuses locations offering complete academic programs, 21 instructional centers, and has plans for seven additional branch campus locations across the state. The following attachment includes maps that identify each of these sites and the respective service areas for the USHE institutions.

The Board has developed and adopted Regent Policy R315, *Service Area Designations and Coordination of Off-Campus Courses and Programs*. This policy defines the service areas in which institutions are responsible to provide instruction and helps to prevent geographical overlap between institutions regarding program offerings. However, no Regent policy currently exists that governs the creation or expansion of institutional branch campuses or instructional centers.

As the Board considers and discusses this issue, Regents may wish to consider the following questions:

1. **Need for additional USHE locations**

With the anticipated enrollment growth of approximately 52,000 students over the next decade, what is the future need for branch campuses and instructional centers in the Utah System of Higher Education?

2. **Standards or criteria to consider before approving new locations**

What criteria (if any) does the Board want to consider before approving new locations? Should there be standard measures that institutions must meet based on geography, population, economic indicators, or some other method that the Board evaluate before approving new locations?

3. **Location of future campuses and sites**

Should there be a standard established regarding distance between institutional campuses and sites that may help to prevent unintended overlap along service area borders?

4. **Institutional service areas and online education**

How does online education affect the designated institutional service areas and the need for additional locations in an institution's service area?

Commissioner's Recommendation

This information raises several important policy questions for the Regents and Utah System of Higher Education to consider regarding the Higher Education 2025 Strategic Plan. Further discussion may be needed among the Regents, the Commissioner, and USHE presidents, prior to formulating any new policy to help address these questions. Accordingly, the Commissioner recommends that:

1. The Board review and discuss the information associated with campus sites geographically separate from the designated main campus location; and that
2. The Board revisit this topic at a future meeting for additional discussions involving Regents and presidents that may lead to the formulation of new policy to guide Regent oversight concerning the development of new campus sites.

David L. Buhler
Commissioner of Higher Education

DLB/KLH/RPA
Attachment

Utah System of Higher Education

Branch Campuses and Other Significant Centers and Sites



November 18, 2016

Background

The Utah Board of Regents oversees the coordination of instruction by Utah System of Higher Education (USHE) institutions. The Board adopted Policy R315, *Service Area Designations and Coordination of Off-Campus Courses and Programs* to provide principles for instruction that occurs at locations other than the designated main campus as well as definitions for institutional service areas. The three guiding principles outlined in this policy include:

1. Responsiveness to state-wide needs
2. Efficient and effective use of state resources
3. Accessibility to higher education throughout the state

In general, graduate and upper division education is conducted and delivered by USHE universities on the main campus while lower division education is provided as broadly as resources allow. Branch campuses, geographically dispersed instructional centers, and distance education centers allow institutions to reach Utah students throughout the state.

Service Area Designations

In order to coordinate instruction throughout the State of Utah with eight institutions in the USHE system, the Board of Regents created service areas and designated service area providers in Regent Policy R315. A designated service area provider is a USHE institution with responsibility to provide courses or programs of study consistent with its mission within a designated area and to identify other USHE institutions that may assist in providing courses or programs that are not within its mission. The designated service areas and providers defined in Policy R315 are:

Institution	Service Area/by County
University of Utah	Salt Lake, Summit (Park City only)
Utah State University	Cache, Rich, Box Elder, Duchesne, Uintah, Daggett, Tooele
USU – Eastern	Carbon, Emery, Grand, San Juan
Weber State University	Weber, Morgan, Davis
Southern Utah University	Iron, Garfield, Beaver
Utah Valley University	Utah, Wasatch, Summit (concurrent enrollment only within Park City)
Dixie State University	Washington, Kane
Snow College	Sanpete, Sevier, Wayne, Piute, Millard, Juab
Salt Lake Community College	Salt Lake for certificate, applied associate and associate degrees

When the Board last revised Regent Policy R315, it approved a list of existing programs that institutions could continue to provide to students outside of their designated service area. These programs were developed in partnership with the service region provider, often because the service provider did not offer the program in that area. The policy now outlines a process for Presidents to follow when addressing regional programming needs that may cross institutional service areas.

Definitions

Neither Regent Policy R315 or existing capital facilities policies define the various types and locations of institutional facilities. In practice facilities range from branch campuses with multiple buildings and on-site faculty to distance education centers that use technology to broadcast curriculum

to sites with minimal services. In order to better coordinate off-campus services the following definitions are proposed for off-campus physical sites. It is proposed to add these definitions to policy.

Branch/Satellite Campus (as defined by the Northwest Commission on Colleges and Universities):

- Accredited by a NWCCU as a standalone site of the institution
- Permanent physical location geographically removed from the main campus
- Offers complete, or nearly complete (50%) academic programs that lead to a degree, certificate, or educational credential; not just single courses
- Has resident faculty and administrative staff members
- Services are available on site to support faculty and students
- Has its own budgetary and hiring authority

Major Instructional Centers:

- Geographically apart from the main campus
- Typically only a portion of complete programs are offered
- Minimal or no faculty and support services are provided
- May have a budget for the location and authorization to make day-to-day spending decisions locally

Distance Education Centers:

- Owned and/or Leased facilities that are geographically apart from main campus, branch campuses, or Instructional Centers that generally rely on technological interfaces
- All courses taught are completed entirely by distance learning (broadcast from other sites)
- No in-person faculty

Other Instruction Sites:

- Geographically apart from the main campus; but may be a single room in a partner facility or outdoor location
- Institution offers one or more courses for credit and /or non-credit instruction
- No student support services located at the physical site

Special Purpose Centers:

- Geographically apart from the main campus
- Provides certain special, clearly defined programs or services (e.g., research, cooperative extension, or community service)
- Typically do not provide instructional courses or programs

Special Purpose Sites:

- Other smaller sites that are geographically remote from the main campus that provide services of an educational nature that are other than instruction, research, or administration such as a community writing center.

Questions for Discussion

1. **Need for additional USHE locations**

With the anticipated enrollment growth of approximately 52,000 students over the next decade, what is the future need for branch campuses and instructional centers in the Utah System of Higher Education?

2. **Standards or criteria to consider before approving new locations**

What criteria (if any) does the Board want to consider before approving new locations? Should there be standard measures that institutions must meet based on geography, population, economic indicators, or some other method that the Board evaluate before approving new locations?

3. **Location of future campuses and sites**

Should there be a standard established regarding distance between institutional campuses and sites that may help to prevent unintended overlap along service area borders?

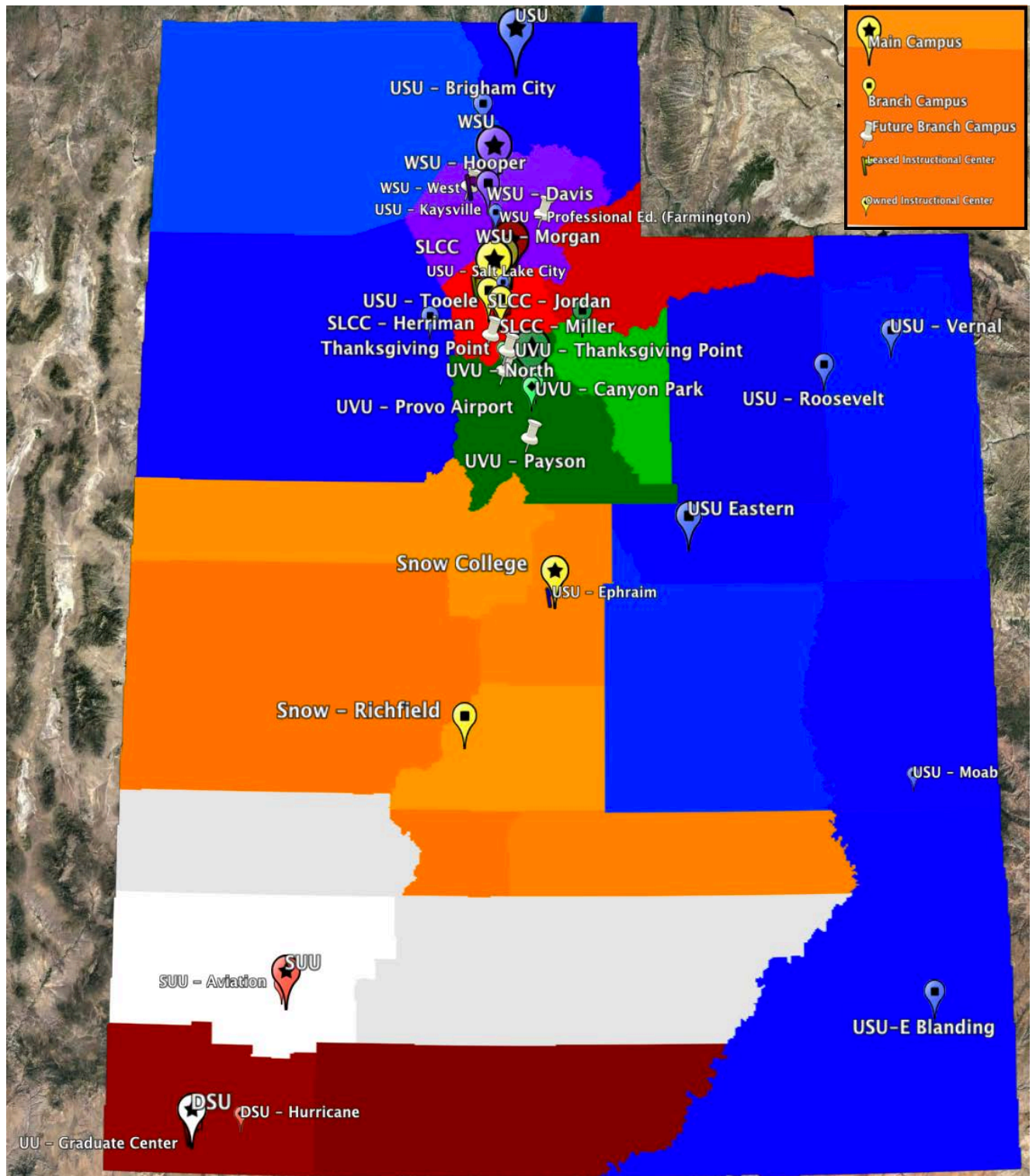
4. **Institutional service areas and online education**

How does online education affect the designated institutional service areas and the need for additional locations in an institution's service area?

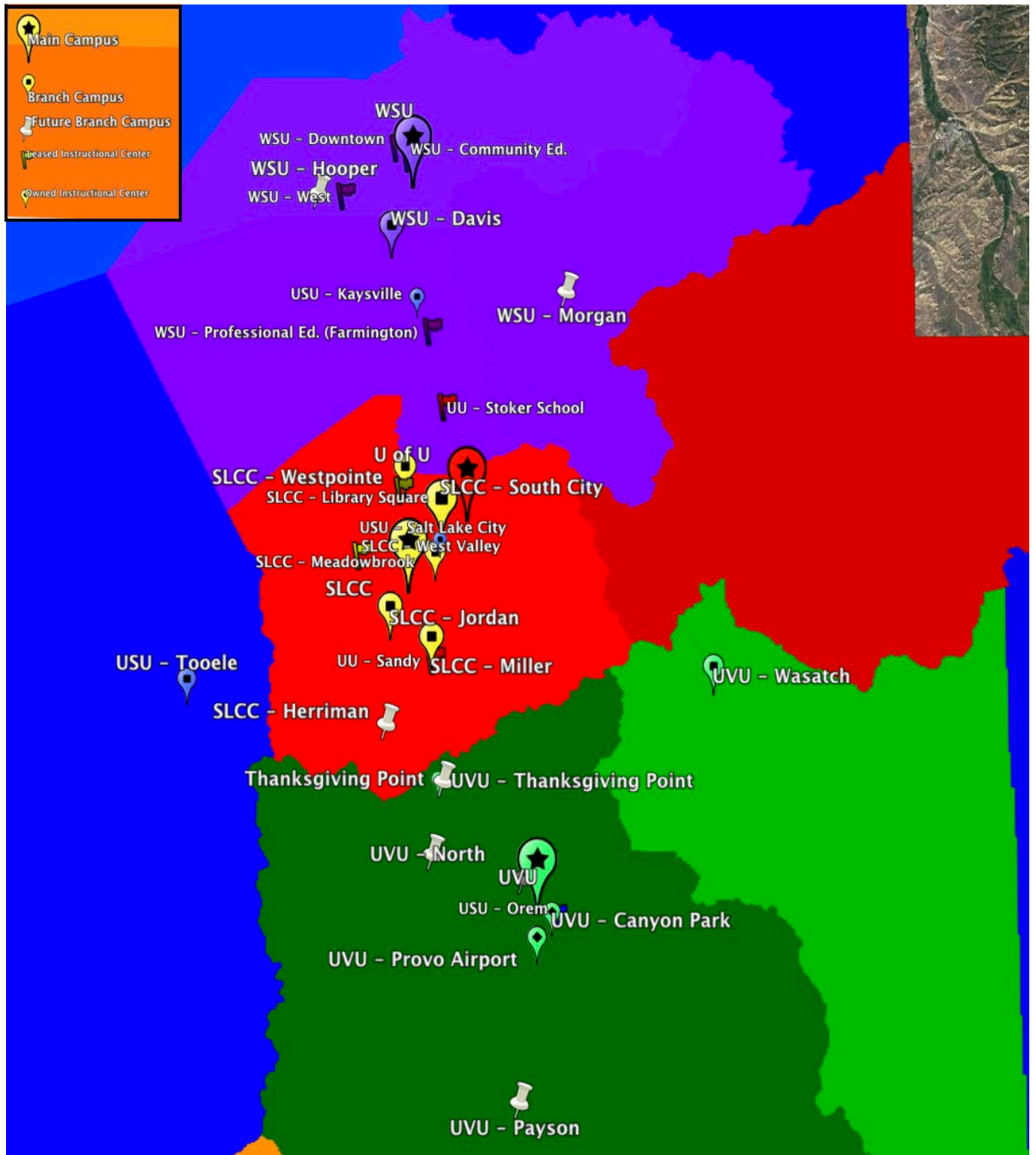
USHE Branch Campuses and Instructional Centers

Inst.	Type	Name	City	Address	Own/Lease	Gross Sq. Ft.	Acre
UU	Branch	UU Asia Campus	Icheon, Korea	119 Songdo Moonhwa-ro	Lease	170,000	N/A
USU	Branch	USU Eastern Price	Price	451 E 400 N	Owned	389,354	45
USU	Branch	USU Eastern Blanding	Blanding	576 W 200 S	Owned	109,829	85
USU	Branch	Brigham City Campus	Brigham City	991 S Main / 245 W 1100 S	Owned/Lease	96,900	44
USU	Branch	Utah Basin Campus - Vernal	Vernal	320 N Aggie Blvd	Owned	69,781	123
USU	Branch	Tooele Campus	Tooele	1021 W Vine Street	Owned	65,494	68
USU	Branch	Utah Basin - Roosevelt	Roosevelt	987 E Lagoon Street	Owned	61,132	13
USU	Branch	Salt Lake Center	Salt Lake City	2500 S State St	Lease	25,689	0
USU	Branch	Kaysville Center	Kaysville	80 E Sego Lily Dr	Owned	23,204	160
USU	Branch	Moab Center	Moab	125 W 200 S	Owned	16,634	3
WSU	Branch	Davis Campus	Layton	2750 University Park Blvd	Owned	283,547	106
Snow	Branch	Richfield Campus	Richfield	800 W 200 S	Owned	274,151	73
UVU	Branch	Wasatch Campus	Heber City	3111 College Way	Owned	73,800	50
SLCC	Branch	South City Campus	Salt Lake City	1575 S State	Owned	692,424	22
SLCC	Branch	Jordan Campus	West Jordan	9000 S 3500 W	Owned	291,165	114
SLCC	Branch	Miller Campus	Sandy	9750 S 300 W	Owned	330,882	25
SLCC	Branch	Meadowbrook	South Salt Lake	218 W 3900 S	Owned	72,383	10
SLCC	Branch	Westpointe Campus	Salt Lake City	2150 W Dauntless Ave	Owned/Lease	155,700	20
WSU	Branch (Future)	Hooper Campus	Hooper				10
WSU	Branch (Future)	Morgan Campus	Morgan				10
UVU	Branch (Future)	Saratoga Springs Campus	Saratoga Springs				0
UVU	Branch (Future)	Thanksgiving Point Campus	Lehi				10
UVU	Branch (Future)	Payson Campus	Payson				30
UVU	Branch (Future)	Vineyard Campus	Vineyard				225
SLCC	Branch (Future)	Juniper Canyon Campus	Herriman				90
UU	Instructional Center	Stoker School	Bountiful	75 E 200 S	Lease	29,856	
UU	Instructional Center	Sandy Center	Sandy	10011 Centennial Parkway	Lease	23,953	
UU	Instructional Center	Graduate Center	St. George	1071 E 100 S, Suite A100	Lease	6,600	
USU	Instructional Center	Ephraim Center	Ephraim	325 W 100 N	MOU	1,035	
USU	Instructional Center	Orem Center	Orem	1875 S State St	Lease	2,571	
WSU	Instructional Center	West Center	Roy	5627 S 3500 W	Lease	7,556	
WSU	Instructional Center	Downtown Center	Ogden	2314 Washington Blvd	Lease	27,000	
WSU	Instructional Center	Community Ed. Center	Ogden	2955 Harrison Blvd	Lease	5,648	
WSU	Instructional Center	Professional Ed. Center	Farmington	240 N East Promontory	Lease	10,937	
SUU	Instructional Center	SUU Aviation	Cedar City	2402 & 2410 W Aviation Way	Ground Lease	28,516	
DSU	Instructional Center	Hurricane Ed. Center	Hurricane	112 S 700 W	Owned	11,000	
UVU	Instructional Center	Provo Airport	Provo	1185 Mike Jense Parkway	Ground Lease	53,500	0
UVU	Instructional Center	Thanksgiving Point	Lehi	Thanksgiving Point	Leased	13,000	10
UVU	Instructional Center	Canyon Park	Orem	661 E. Timpanogos Parkway	Owned	38,600	0
SLCC	Instructional Center	Int. Aerospace and Aviation Ed.	Salt Lake City	551 N 2200 W	Lease	18,177	
SLCC	Instructional Center	Library Square Center	Salt Lake City	231 E 400 S	Lease	29,897	
SLCC	Instructional Center	Community Writing Center	Salt Lake City	310 E 400 S	Lease	1,545	
SLCC	Instructional Center	West Valley Center	West Valley City	3460 S 5600 W	Lease	27,756	

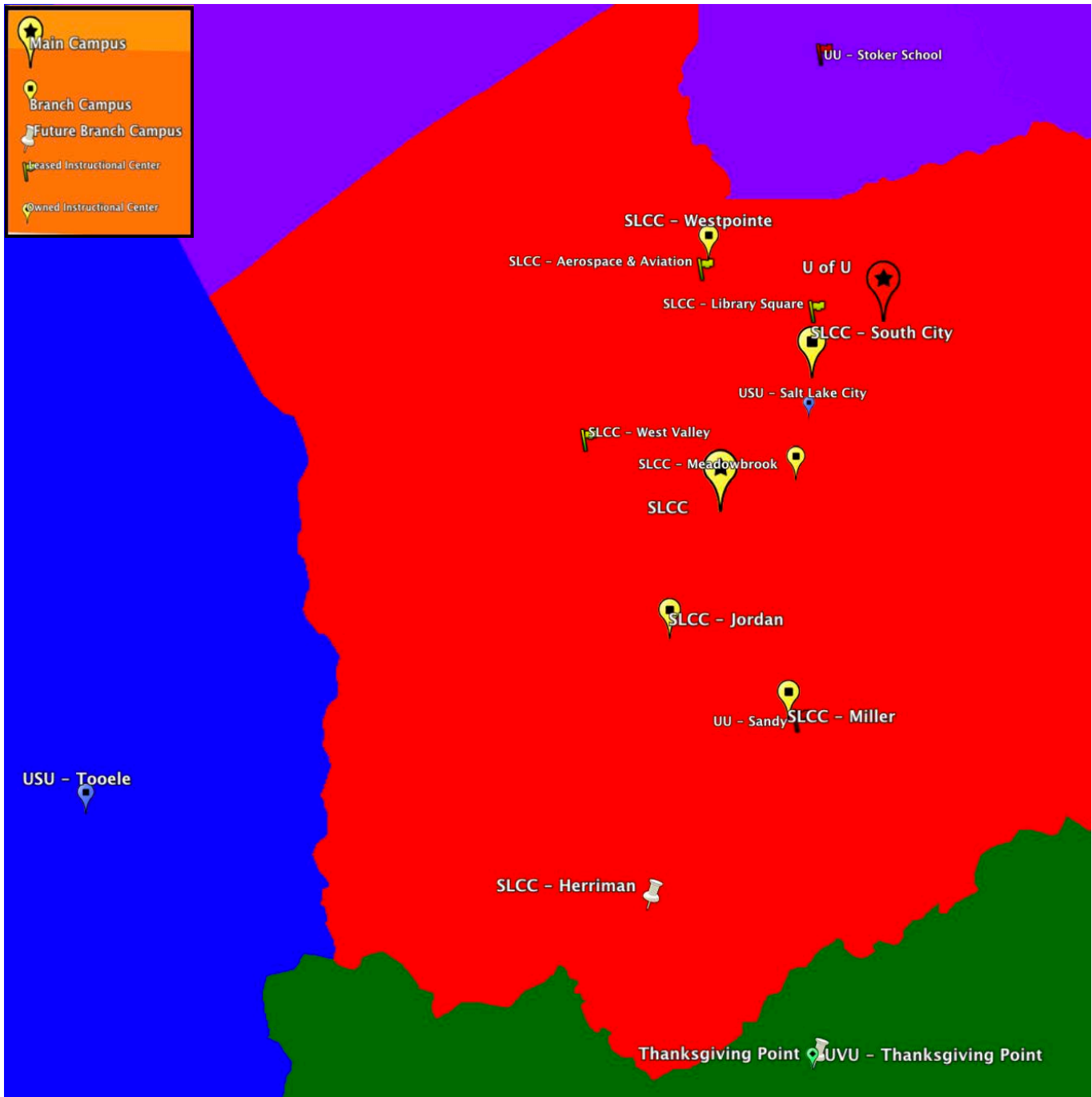
Statewide Map of USHE Branch Campuses and Instructional Centers



Wasatch Front Map of USHE Branch Campuses and Instructional Centers



Salt Lake County Map of USHE Branch Campuses and Instructional Centers



Utah County Map of USHE Branch Campuses and Instructional Centers

