



MEMORANDUM

TAB B

December 6, 2019

USHE – Institutional Financial Summary Discussion

In recent meetings with the Legislative Fiscal Analyst's office and legislative appropriations committee chairs it was communicated that the legislature would like a simple, clear, and standardized approach to better understand USHE institutional finances. Recognizing the benefit such an approach would provide to the Board of Regents as well, the Commissioner's Office committed to developing a financial summary template to communicate institutional finances and financial performance. The attached document incorporates suggestions from institutional vice presidents and is provided to the Committee for further discussion and improvement.

Commissioner's Recommendations

The Commissioner recommends the Committee review the proposed document and consider potential modifications and enhancements.

Attachments

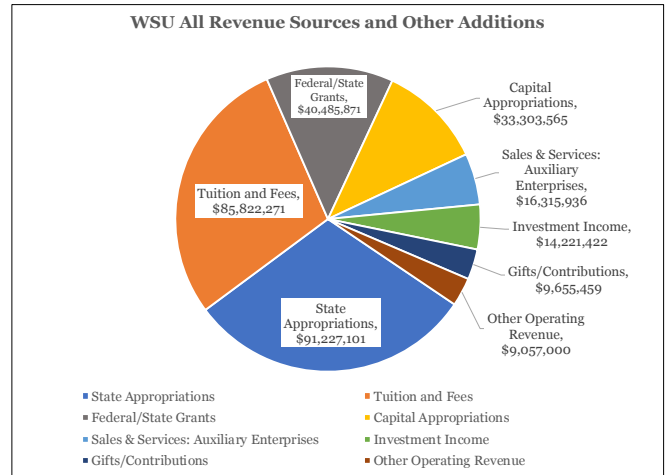
DRAFT



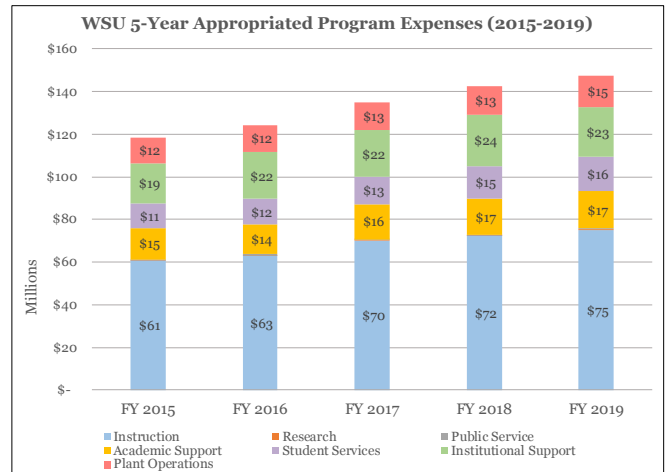
Weber State University

Financial Summary 2020 General Session

Revenues/Other Additions	2018-19 Actual Appropriated	2018-19 Actual All Sources
Tuition and Fees	\$ 76,624,549	\$ 85,822,271
Operating Grants/ Contracts		713,206
Sales/Services: Auxiliaries		16,315,936
Other Operating Revenue		9,057,000
State Appropriations	\$ 90,744,300	\$ 91,227,101
Federal/State Grants	0	40,485,871
Gifts/Contributions	0	9,655,459
Investment Income	0	14,221,422
Other Non-Operating	0	0
Capital Appropriations	0	\$ 33,303,565
Capital Grants & Gifts	0	765,794
Additions to Endowments	0	3,873,830
Other Revenues	\$ 5,801,830	0
Total Revenues	\$ 173,170,679	\$ 305,441,455

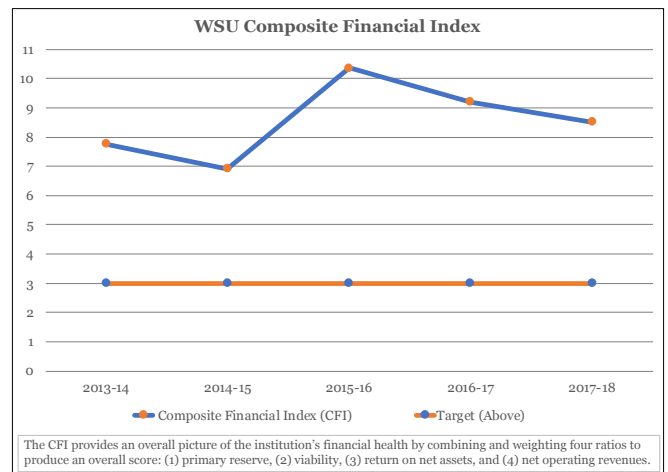


Program Expenses	2018-19 Actual Appropriated	2018-19 All Sources
Instruction	\$ 75,251,621	\$ 90,190,977
Research	248,688	824,090
Public Service	308,809	1,888,452
Academic Support	17,449,295	24,568,584
Student Services	16,135,666	22,287,162
Institutional Support	23,480,989	29,277,535
Plant Operations	14,582,167	26,664,922
Depreciation		18,013,006
Scholarships/ Fellowships		15,198,659
Auxiliary Enterprises		24,855,350
Other Expenses/ Deductions	21,466,338	0
Interest/Non-Operating		\$ 1,760,107
Total Program Expenses	\$ 168,923,574	\$ 242,295,290



Change in Net Position \$ 4,247,105 \$ 49,912,611

Expenditure Category	2018-19 Actual Appropriated
Regular Faculty Wages	\$ 37,748,024
Adjunct and TA Wages	8,670,830
Executive/Staff Wages	43,211,905
Employee Benefits	36,243,759
Travel	\$ 1,378,851
Current Expense	17,094,707
Fuel and Power	2,291,775
Equipment	817,385
Transfers	21,466,338
Total Expenditures	\$ 168,923,574



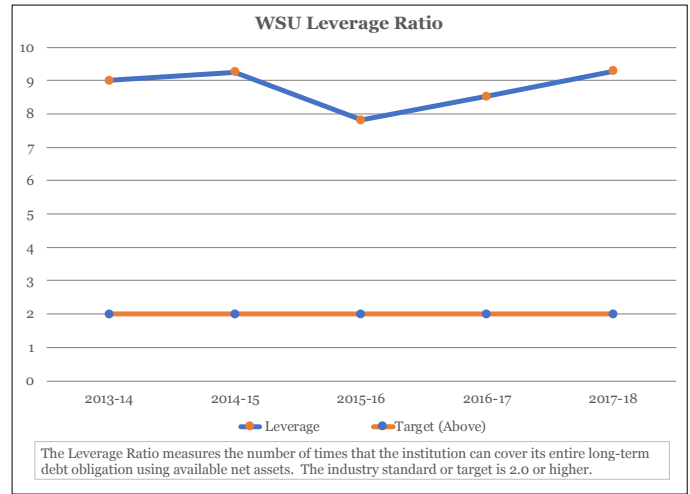
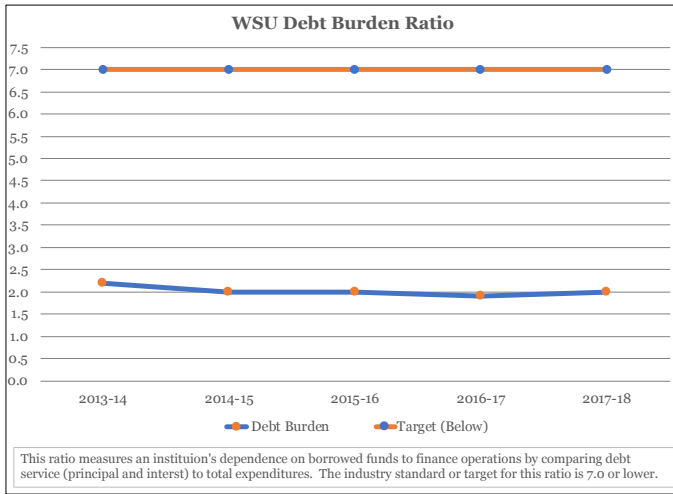
Institutional Comments:

DRAFT PRELIMINARY RESULTS

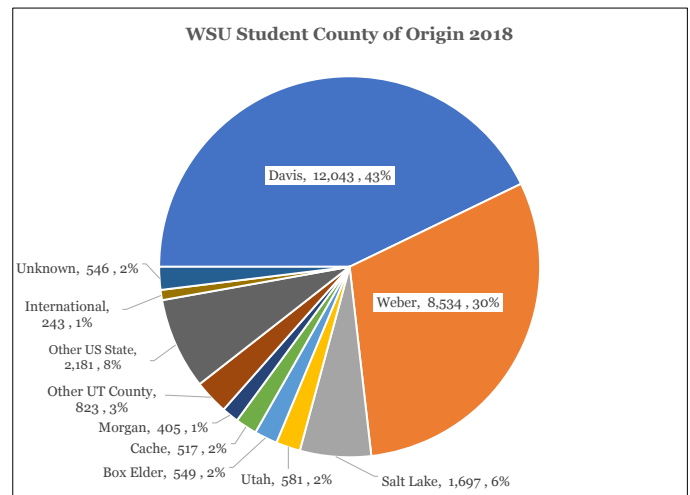
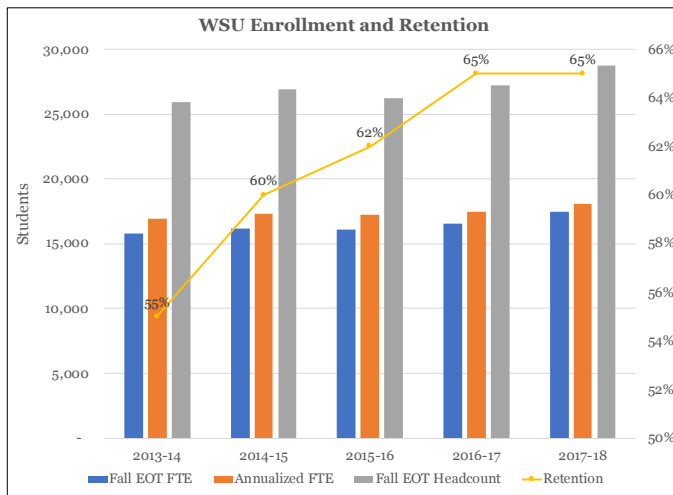
Institutional Indebtedness

Outstanding Revenue Bonds

Original Issuance Amount	\$56,745,000
Outstanding Balance 6/30/19	44,780,000
Weighted Years to Maturity	15.2 years



Student Enrollment



Performance Funding Metrics

