



MEMORANDUM

TAB B

January 17, 2020

USHE – Institutional Financial Summaries

Legislative appropriations committee chairs and the Legislative Fiscal Analyst's office communicated a desire for a simple, clear, and standardized approach to better understand USHE institutional finances. Recognizing the benefit, such an approach would also provide to the Board of Regents, the Commissioner's Office developed a template to communicate institutional finances and financial performance to policymakers. After receiving input from institutional vice presidents, an institutional finance template was provided to the Finance and Facilities Committee in the December 2019 meeting. The attached institutional summaries incorporate changes to the template recommended by the Finance and Facilities Committee and are provided to the Board ahead of the 2020 legislative session.

Commissioner's Recommendations

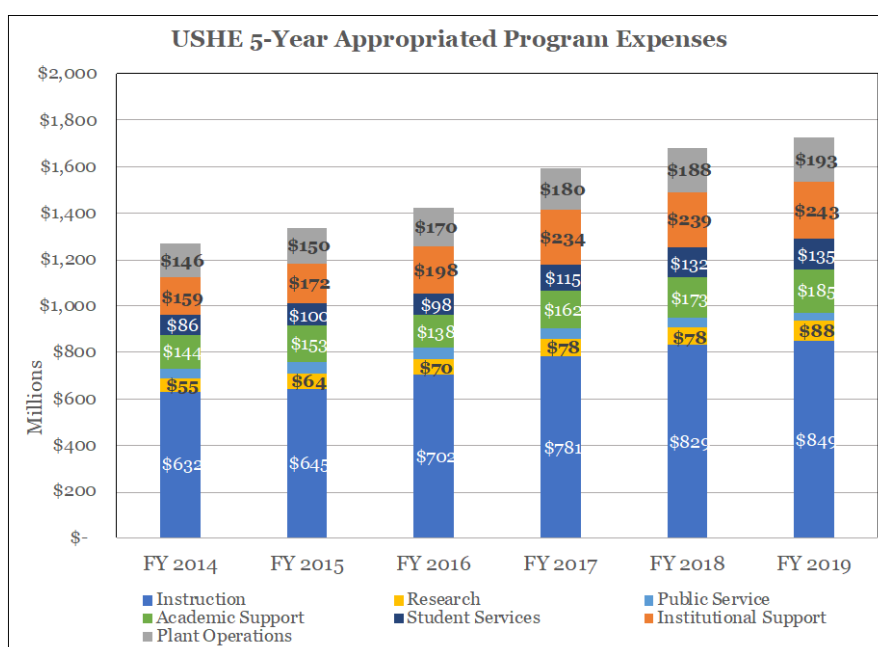
This is an informational item. No action is required.

Attachments

Utah System of Higher Education Summary

| Revenues/Other Addition | 2018-19 Actual Appropriated | 2018-19 Actual All Sources |
|--------------------------------|--|---------------------------------------|
| Tuition and Fees | \$ 863,992,654 | \$ 928,048,411 |
| Operating Grants/ Contracts | | 779,294,042 |
| Sales/Services: Auxiliaries | | 1,255,018,845 |
| Sales/Services: Hospitals | | 2,460,034,000 |
| Other Operating Revenue | 1,377,824 | 460,724,841 |
| State/ Federal Appropriations | 978,031,650 | 1,020,219,781 |
| Federal/State Grants | | 235,549,228 |
| Gifts/Contributions | | 212,380,934 |
| Investment Income | | 200,609,602 |
| Other Non-Operating | 6,326,485 | (21,879,154) |
| Capital Appropriations | | 168,727,859 |
| Capital Grants & Gifts | | 93,204,439 |
| Additions to Endowments | | 40,685,445 |
| Other Revenues | 107,402,904 | |
| Total Revenues | \$1,957,131,517 | \$7,832,618,273 |

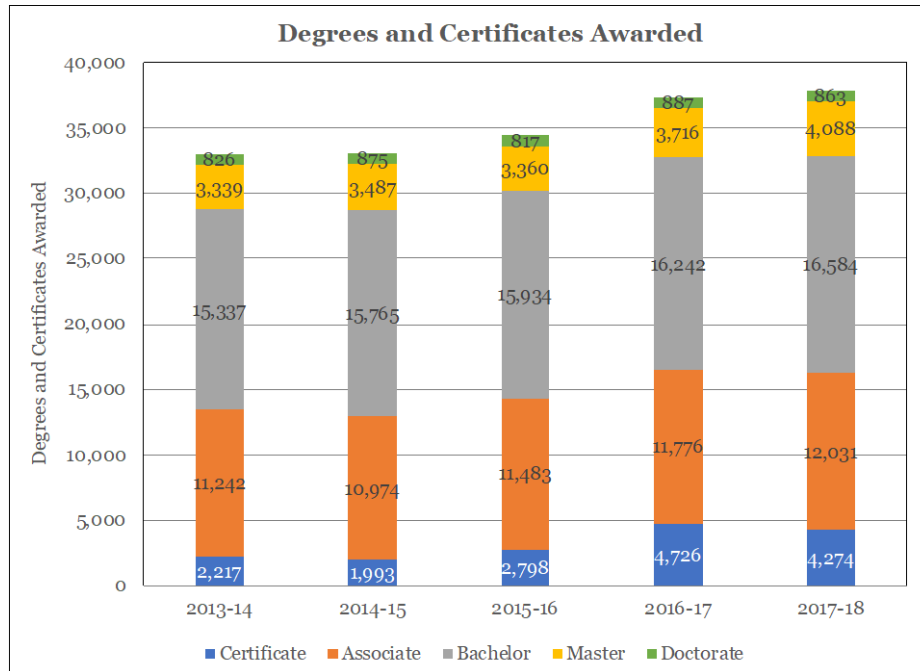
| Program Expenses | 2018-19 Actual Appropriated | 2018-19 Actual All Sources |
|-------------------------------|--|---------------------------------------|
| Instruction | \$ 848,892,319 | \$ 1,140,440,164 |
| Research | 88,453,377 | 625,303,759 |
| Public Service | 34,140,135 | 797,206,217 |
| Academic Support | 185,036,722 | 326,970,084 |
| Student Services | 134,710,250 | 233,820,243 |
| Institutional Support | 243,302,563 | 407,539,333 |
| Plant Operations | 193,098,541 | 246,314,386 |
| Depreciation | | 356,529,891 |
| Scholarships/ Fellowships | 11,379,510 | 161,845,000 |
| Independent Ops./Auxiliary | | 779,560,949 |
| Hospital Operations | | 2,052,533,000 |
| Other Expenses/ Deductions | 69,901,142 | 197,512,000 |
| Interest/Non-Operating | | 32,704,818 |
| Total Program Expenses | \$1,808,914,558 | \$7,358,279,844 |



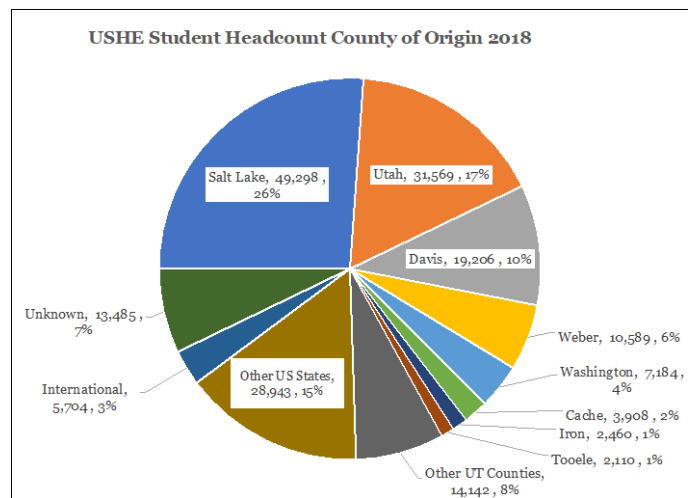
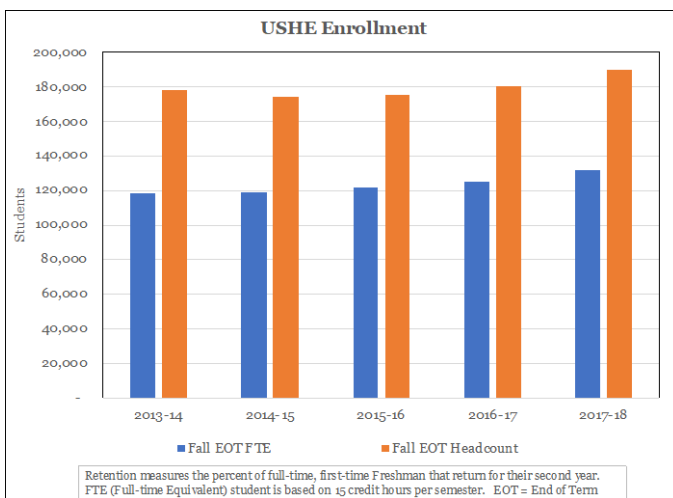
USHE Outstanding Revenue Bonds

| | |
|-----------------------------|-----------------|
| Original Issuance Amount | \$1,951,566,000 |
| Outstanding Balance 6/30/19 | 1,246,475,000 |

System Awards



Student Enrollment

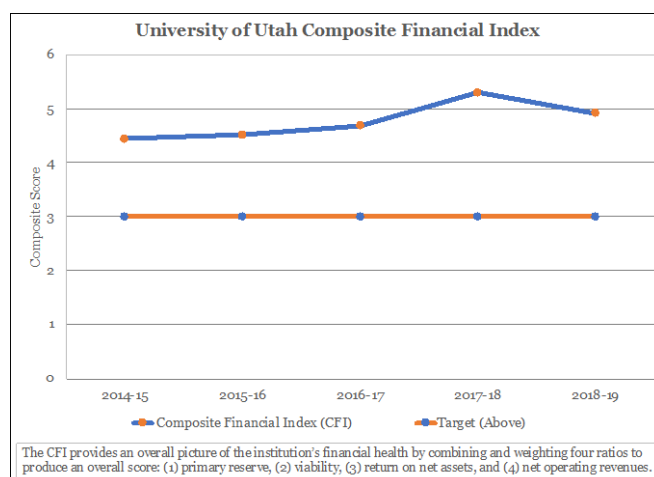
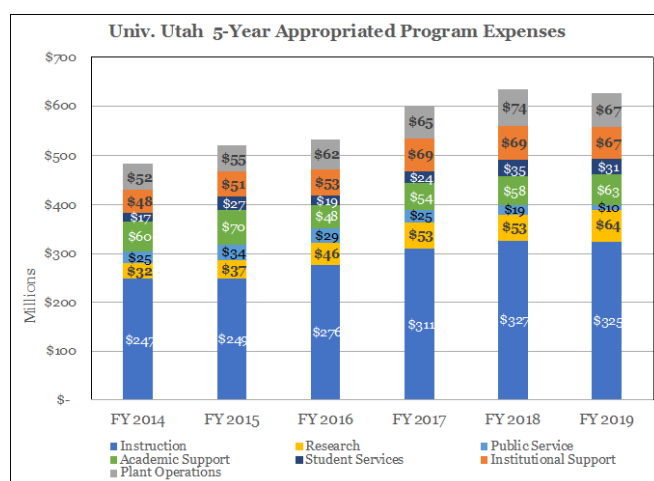
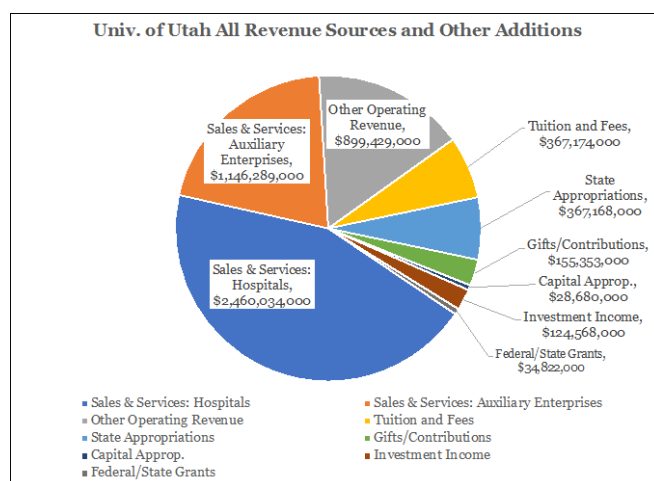


University of Utah Financial and Other Key Indicators

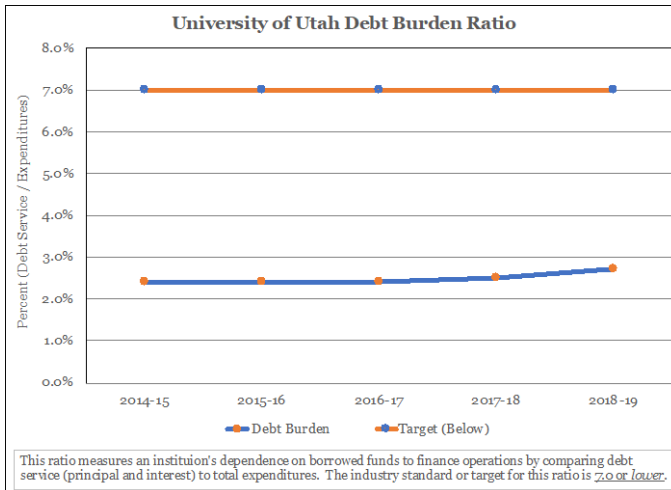
| Revenues/Other Additions | 2018-19 Actual Appropriated | 2018-19 Actual All Sources |
|-------------------------------|-----------------------------|----------------------------|
| Tuition and Fees | \$ 339,053,631 | \$ 367,174,000 |
| Operating Grants/ Contracts | | 483,626,000 |
| Sales/Services: Auxiliaries | | 1,146,289,000 |
| Sales/Services: Hospitals | | 2,460,034,000 |
| Other Operating Revenue | 992,400 | 368,303,000 |
| State/ Federal Appropriations | 327,105,600 | 367,168,000 |
| Federal/State Grants | | 34,822,000 |
| Gifts/Contributions | | 155,353,000 |
| Investment Income | | 124,568,000 |
| Other Non-Operating | 4,800,000 | (65,552,000) |
| Capital Appropriations | | 28,680,000 |
| Capital Grants & Gifts | | 82,415,000 |
| Additions to Endowments | | 30,637,000 |
| Other Revenues | 13,768,483 | |
| Total Revenues | \$ 685,720,114 | \$5,583,517,000 |

| Program Expenses | 2018-19 Actual Appropriated | 2018-19 All Sources |
|----------------------------|-----------------------------|------------------------|
| Instruction | \$ 325,196,815 | \$ 534,240,000 |
| Research | 63,636,031 | 413,716,000 |
| Public Service | 9,860,006 | 686,964,000 |
| Academic Support | 62,707,230 | 180,711,000 |
| Student Services | 30,731,867 | 82,074,000 |
| Institutional Support | 67,358,896 | 169,638,000 |
| Plant Operations | 67,050,479 | 103,693,000 |
| Depreciation | | 236,321,000 |
| Scholarships/ Fellowships | | 28,510,000 |
| Independent Operations | | 655,727,000 |
| Hospital Operations | | 2,052,533,000 |
| Other Expenses/ Deductions | | 197,512,000 |
| Interest/Non-Operating | | |
| Total Expenses | \$ 626,541,324 | \$5,341,639,000 |

| Expense Category | 2018-19 Actual Appropriated |
|-----------------------|-----------------------------|
| Regular Faculty Wages | \$ 177,350,432 |
| Adjunct and TA Wages | 26,226,496 |
| Executive/Staff Wages | 194,648,167 |
| Employee Benefits | 141,327,747 |
| Travel | 7,684,262 |
| Current Expense | 59,164,080 |
| Fuel and Power | 17,105,367 |
| Equipment | 3,034,772 |
| Transfers | |
| Total Expenses | \$ 626,541,324 |



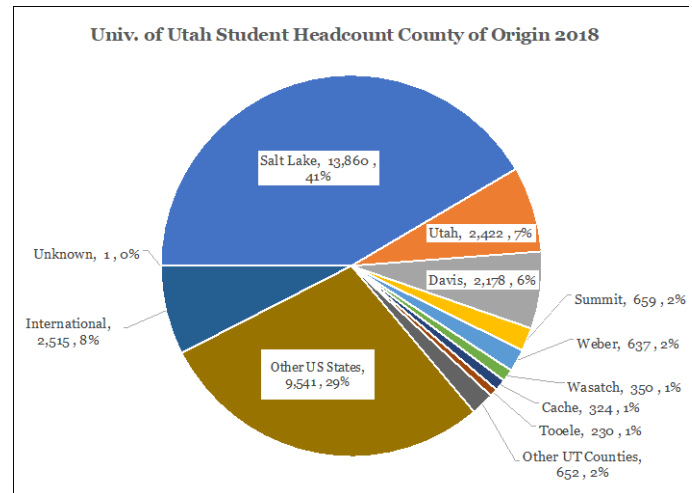
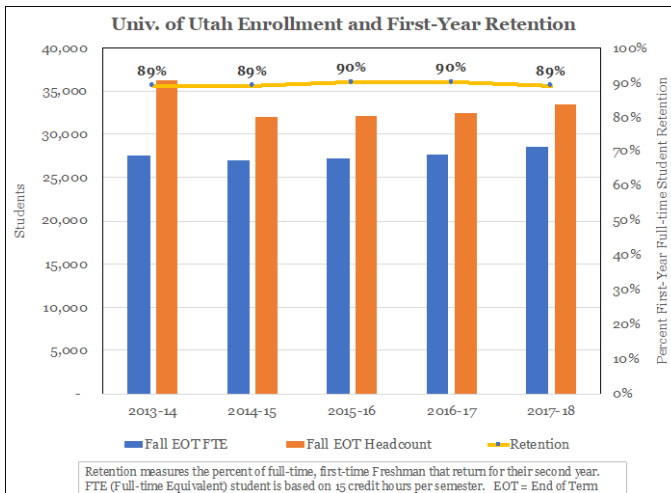
Institutional Indebtedness



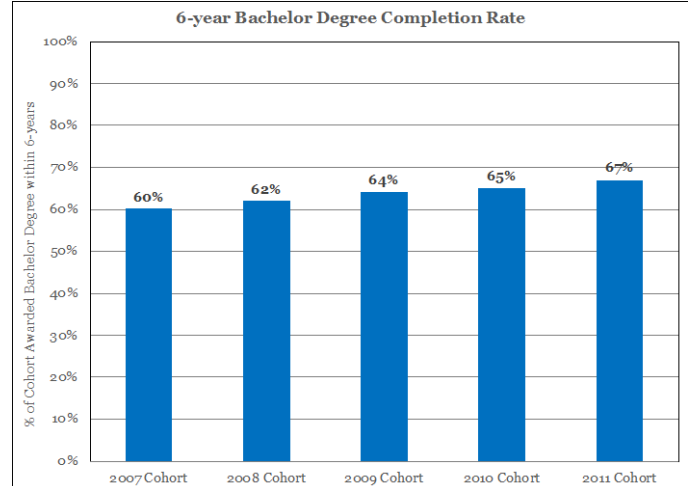
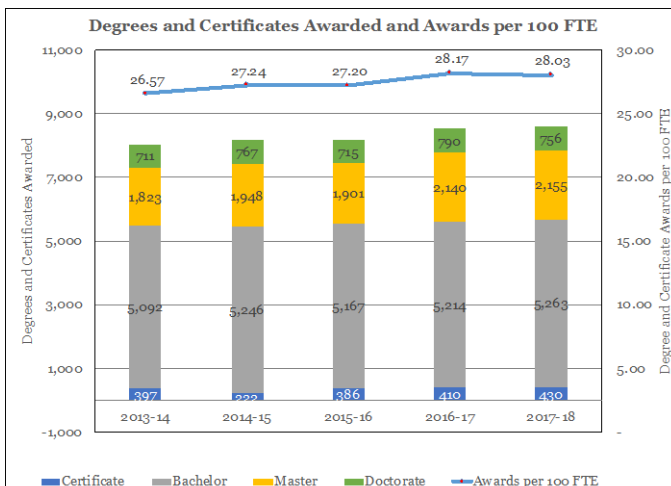
Outstanding Revenue Bonds

| | |
|-----------------------------|-----------------|
| Original Issuance Amount | \$1,437,310,000 |
| Outstanding Balance 6/30/19 | 859,745,000 |
| Weighted Years to Maturity | 18.0 years |

Student Enrollment

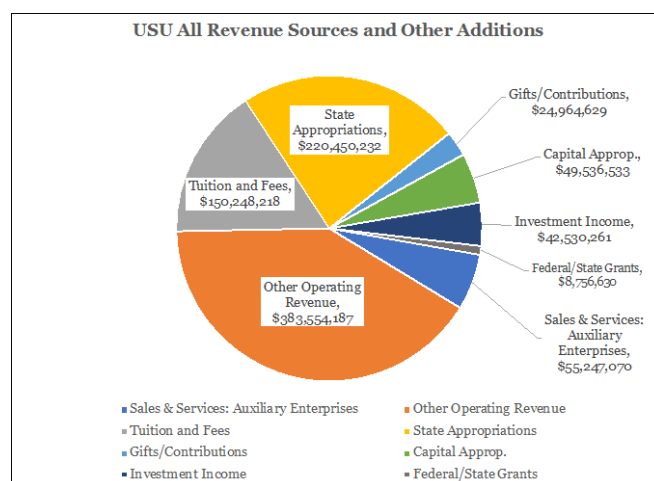


Awards and Completions

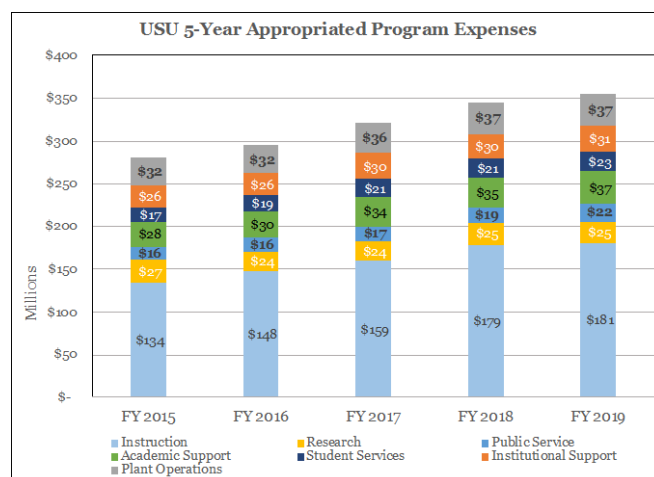


Utah State University Financial and Other Key Indicators

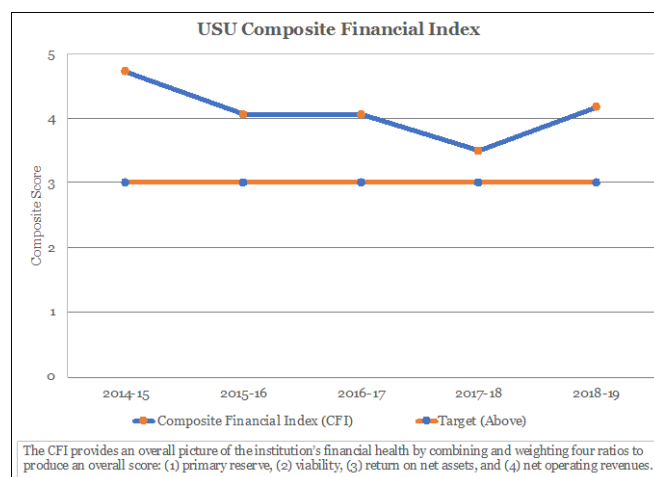
| Revenues/Other Additions | 2018-19 Actual Appropriated | 2018-19 Actual All Sources |
|-------------------------------|-----------------------------|----------------------------|
| Tuition and Fees | \$ 156,843,428 | \$ 150,248,218 |
| Operating Grants/ Contracts | | 285,524,851 |
| Sales/Services: Auxiliaries | | 55,247,070 |
| Other Operating Revenue | 212,559 | 46,802,270 |
| State/ Federal Appropriations | 223,898,350 | \$220,450,232 |
| Federal/State Grants | | 8,756,630 |
| Gifts/Contributions | | 24,964,629 |
| Investment Income | | 42,530,261 |
| Other Non-Operating | 1,526,485 | 42,766,630 |
| Capital Appropriations | | \$ 49,536,533 |
| Capital Grants & Gifts | | 4,654,726 |
| Additions to Endowments | | 3,805,710 |
| Other Revenues | 44,977,106 | |
| Total Revenues | \$ 427,457,928 | \$ 935,287,760 |



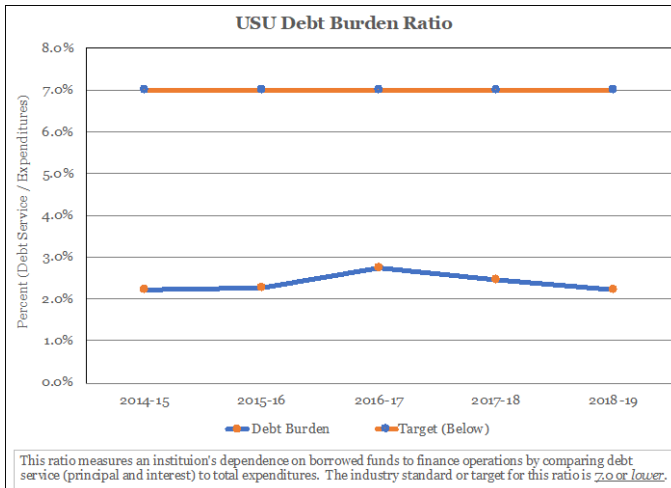
| Program Expenses | 2018-19 Actual Appropriated | 2018-19 All Sources |
|----------------------------|-----------------------------|-----------------------|
| Instruction | \$ 180,772,129 | \$ 204,671,488 |
| Research | 24,568,658 | 210,224,606 |
| Public Service | 21,685,383 | 79,449,664 |
| Academic Support | 37,303,824 | 43,026,511 |
| Student Services | 22,957,331 | 28,520,264 |
| Institutional Support | 30,900,931 | 66,123,819 |
| Plant Operations | 37,076,046 | 50,356,828 |
| Depreciation | | 51,165,284 |
| Scholarships/ Fellowships | 2,488,077 | 34,454,937 |
| Auxiliary Enterprises | | 52,405,387 |
| Other Expenses/ Deductions | 27,025,476 | |
| Interest/Non-Operating | | \$ 20,590,398 |
| Total Expenses | \$ 384,777,856 | \$ 840,989,186 |



| Expense Category | 2018-19 Actual Appropriated |
|-----------------------|-----------------------------|
| Regular Faculty Wages | \$ 91,348,322 |
| Adjunct and TA Wages | 5,689,029 |
| Executive/Staff Wages | 109,015,858 |
| Employee Benefits | 84,899,345 |
| Travel | \$ 4,751,647 |
| Current Expense | 49,012,502 |
| Fuel and Power | 10,528,330 |
| Equipment | 2,507,349 |
| Transfers | 27,025,476 |
| Total Expenses | \$ 384,777,856 |



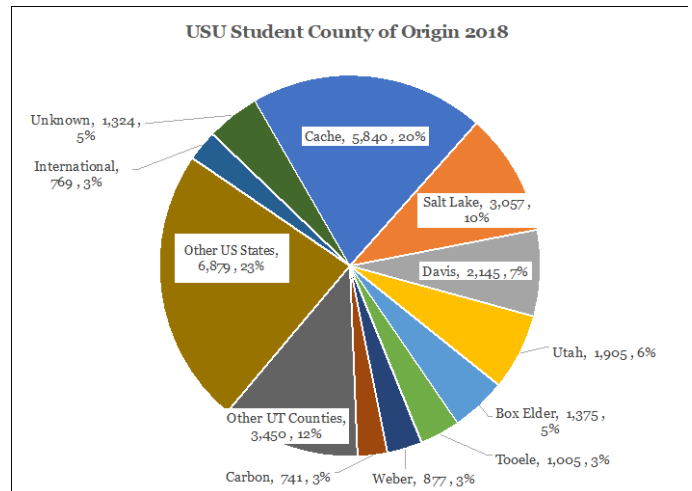
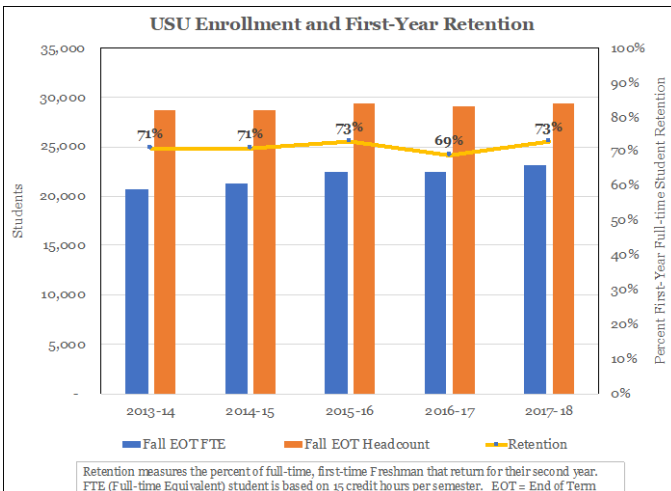
Institutional Indebtedness



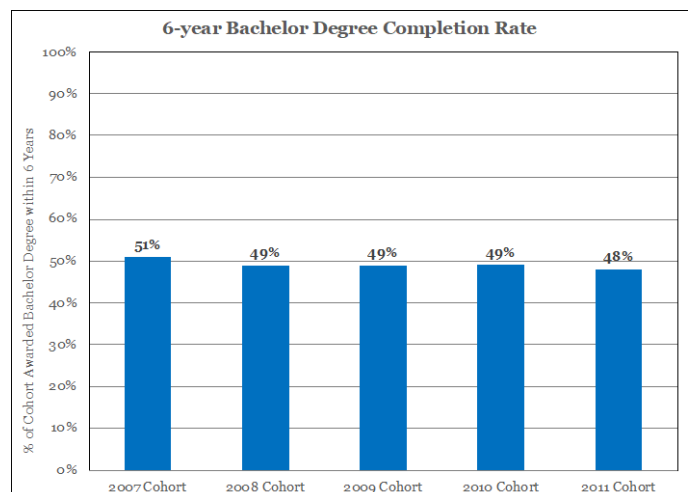
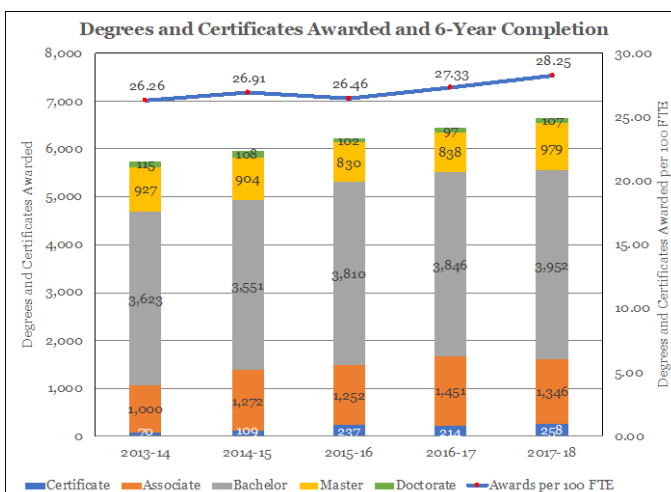
Outstanding Revenue Bonds

| | |
|-----------------------------|---------------|
| Original Issuance Amount | \$278,811,000 |
| Outstanding Balance 6/30/19 | 224,750,000 |
| Weighted Years to Maturity | 24.2 years |

Student Enrollment

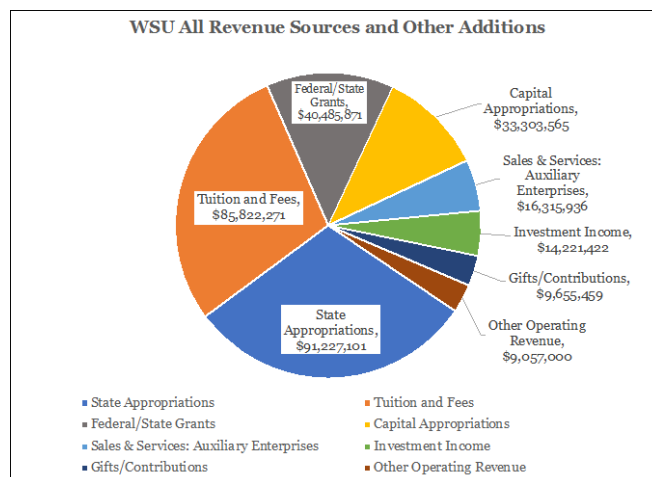


Awards and Completion

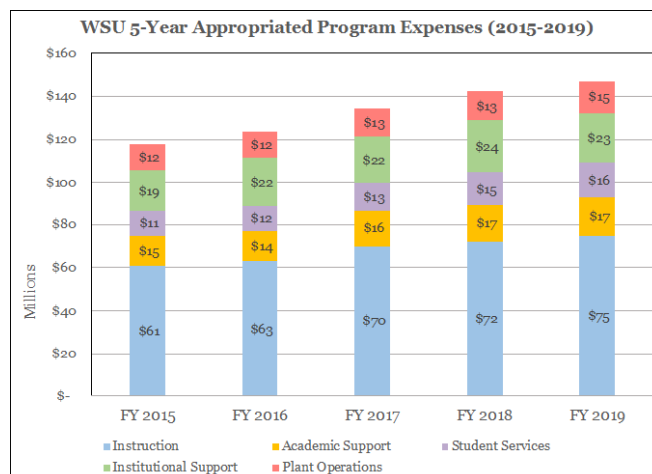


Weber State University Financial and Other Key Indicators

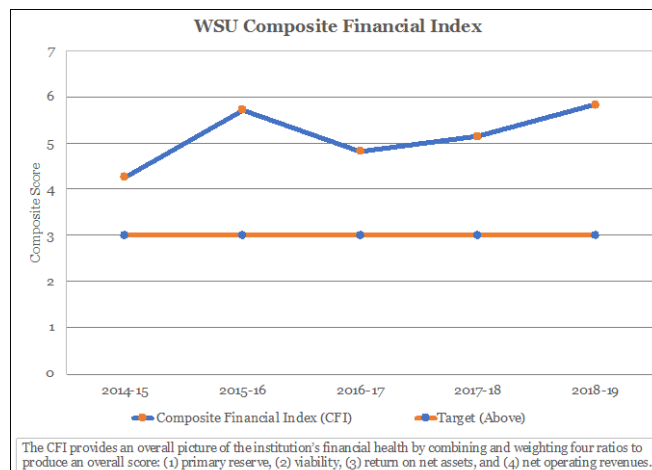
| Revenues/Other Additions | 2018-19 Actual Appropriated | 2018-19 Actual All Sources |
|------------------------------|--------------------------------|-------------------------------|
| Tuition and Fees | \$ 76,624,549 | \$ 85,822,271 |
| Operating Grants/ Contracts | | 713,206 |
| Sales/Services: Auxiliaries | | 16,315,936 |
| Other Operating Revenue | | 9,057,000 |
| State/Federal Appropriations | \$ 90,744,300 | \$ 91,227,101 |
| Federal/State Grants | | 40,485,871 |
| Gifts/Contributions | | 9,655,459 |
| Investment Income | | 14,221,422 |
| Other Non-Operating | | |
| Capital Appropriations | | \$ 33,303,565 |
| Capital Grants & Gifts | | 765,794 |
| Additions to Endowments | | 3,873,830 |
| Other Revenues | 5,801,830 | |
| Total Revenues | \$ 173,170,679 | \$ 305,441,455 |



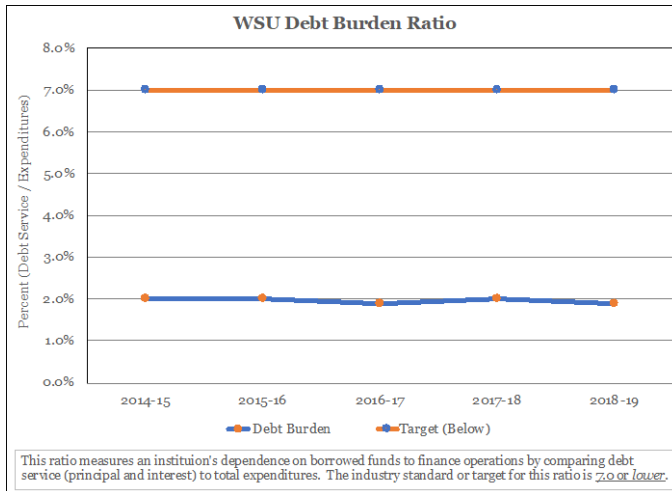
| Program Expenses | 2018-19 Actual Appropriated | 2018-19 All Sources |
|----------------------------|--------------------------------|------------------------|
| Instruction | \$ 75,251,621 | \$ 90,190,977 |
| Research | 248,688 | 824,090 |
| Public Service | 308,809 | 1,888,452 |
| Academic Support | 17,449,295 | 24,568,584 |
| Student Services | 16,135,666 | 22,287,162 |
| Institutional Support | 23,480,989 | 29,277,535 |
| Plant Operations | 14,582,167 | 26,664,922 |
| Depreciation | | 18,013,006 |
| Scholarships/ Fellowships | | 15,198,659 |
| Auxiliary Enterprises | | 24,855,350 |
| Other Expenses/ Deductions | 21,466,338 | |
| Interest/Non-Operating | | \$ 1,760,107 |
| Total Expenses | \$ 168,923,574 | \$ 255,528,844 |



| Expense Category | 2018-19 Actual Appropriated |
|-----------------------|--------------------------------|
| Regular Faculty Wages | \$ 37,748,024 |
| Adjunct and TA Wages | 8,670,830 |
| Executive/Staff Wages | 43,211,905 |
| Employee Benefits | 36,243,759 |
| Travel | \$ 1,378,851 |
| Current Expense | 17,094,707 |
| Fuel and Power | 2,291,775 |
| Equipment | 817,385 |
| Transfers | 21,466,338 |
| Total Expenses | \$ 168,923,574 |

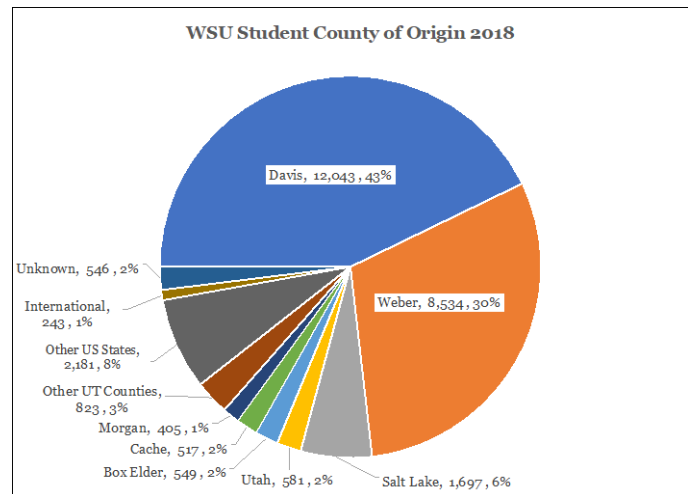
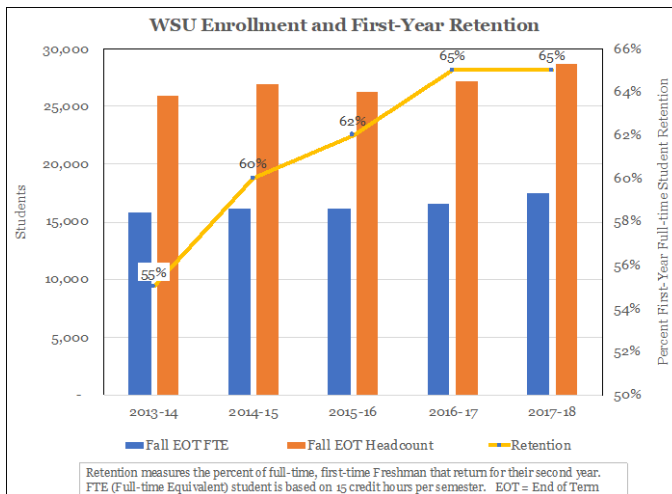


Institutional Indebtedness

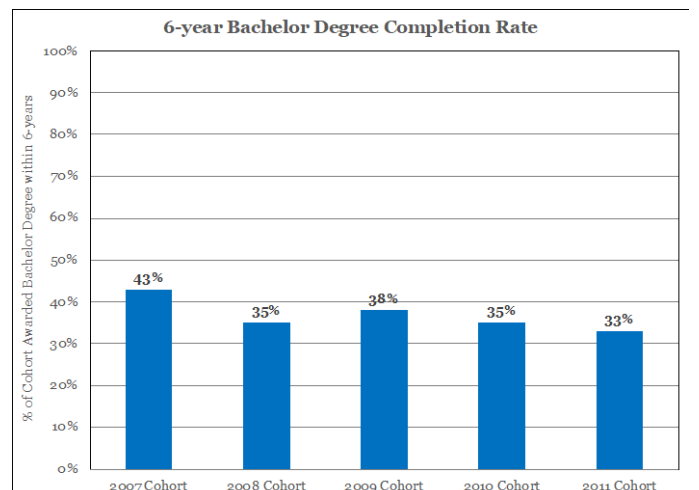
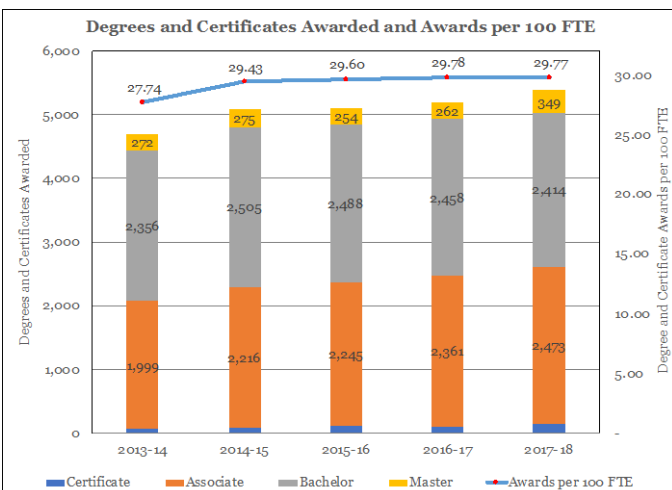


| Outstanding Revenue Bonds | |
|-----------------------------|--------------|
| Original Issuance Amount | \$56,745,000 |
| Outstanding Balance 6/30/19 | 44,780,000 |
| Weighted Years to Maturity | 15.2 years |

Student Enrollment

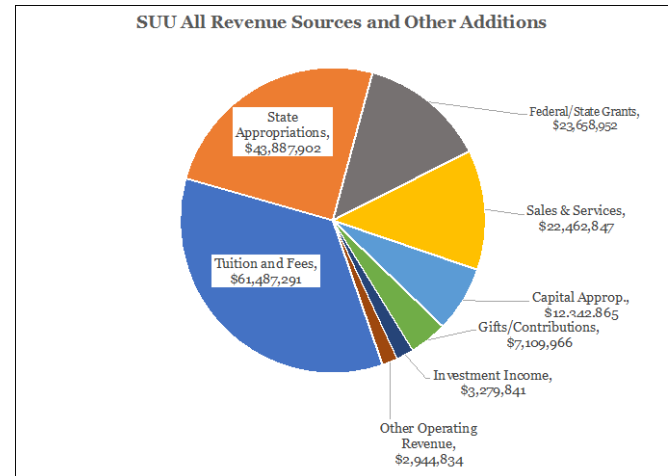


Awards and Completion

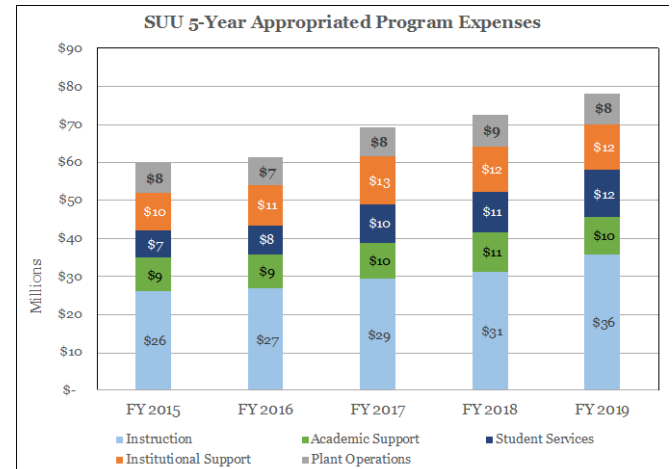


Southern Utah University Financial and Other Key Indicators

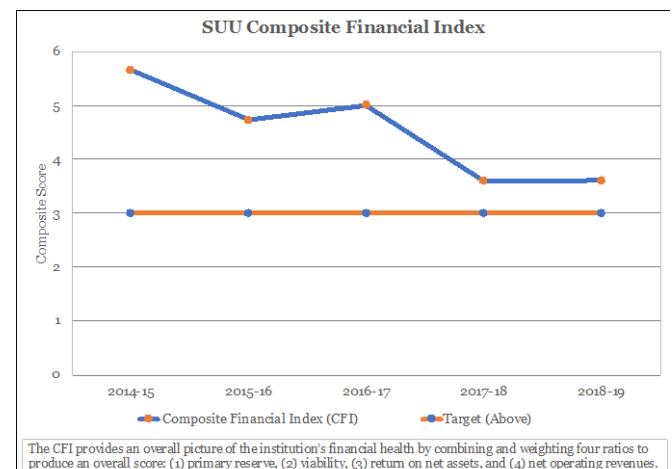
| Revenues/Other Additions | 2018-19 Actual Appropriated | 2018-19 Actual All Sources |
|------------------------------|-----------------------------|----------------------------|
| Tuition and Fees | \$ 49,632,428 | \$ 61,487,291 |
| Operating Grants/ Contracts | | 2,525,274 |
| Sales/Services: Auxiliaries | | 22,462,847 |
| Other Operating Revenue | | 31,818 |
| State/Federal Appropriations | \$ 42,532,300 | \$ 43,887,902 |
| Federal/State Grants | | 23,658,952 |
| Gifts/Contributions | | 4,526,920 |
| Investment Income | | 3,279,841 |
| Other Non-Operating | | |
| Capital Appropriations | | \$ 12,342,865 |
| Capital Grants & Gifts | | 2,583,046 |
| Additions to Endowments | | 387,742 |
| Other Revenues | \$ 5,553,296 | |
| Total Revenues | \$ 97,718,025 | \$ 177,174,498 |



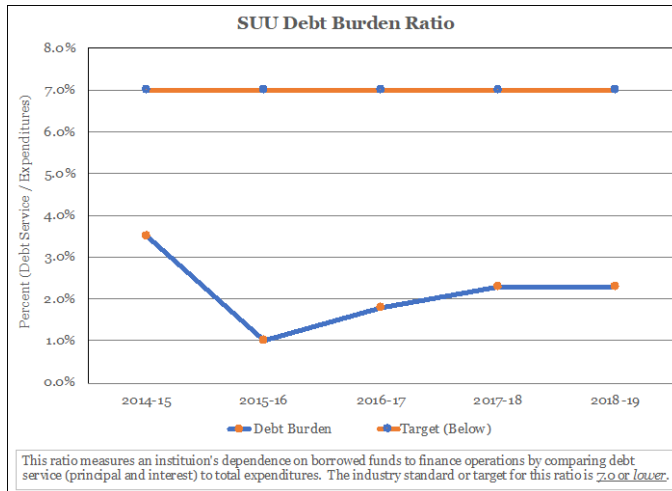
| Program Expenses | 2018-19 Actual Appropriated | 2018-19 All Sources |
|----------------------------|-----------------------------|-----------------------|
| Instruction | \$ 35,558,448 | \$ 54,278,851 |
| Research | | 70,037 |
| Public Service | 396,548 | 18,767,096 |
| Academic Support | 10,238,601 | 13,628,584 |
| Student Services | 12,188,627 | 21,969,918 |
| Institutional Support | 12,237,116 | 20,993,616 |
| Plant Operations | 8,026,830 | 7,586,351 |
| Depreciation | | 7,926,939 |
| Scholarships/ Fellowships | 6,339,048 | 14,412,428 |
| Auxiliary Enterprises | | 5,893,732 |
| Other Expenses/ Deductions | 6,143,924 | |
| Interest/Non-Operating | | \$ 1,630,902 |
| Total Expenses | \$ 91,129,141 | \$ 167,158,454 |



| Expense Category | 2018-19 Actual Appropriated |
|-----------------------|-----------------------------|
| Regular Faculty Wages | \$ 19,393,990 |
| Adjunct and TA Wages | 2,775,193 |
| Executive/Staff Wages | 27,441,860 |
| Employee Benefits | 19,401,546 |
| Travel | \$ 1,047,239 |
| Current Expense | 12,645,339 |
| Fuel and Power | 1,867,221 |
| Equipment | 412,829 |
| Transfers | 6,143,924 |
| Total Expenses | \$ 91,129,141 |



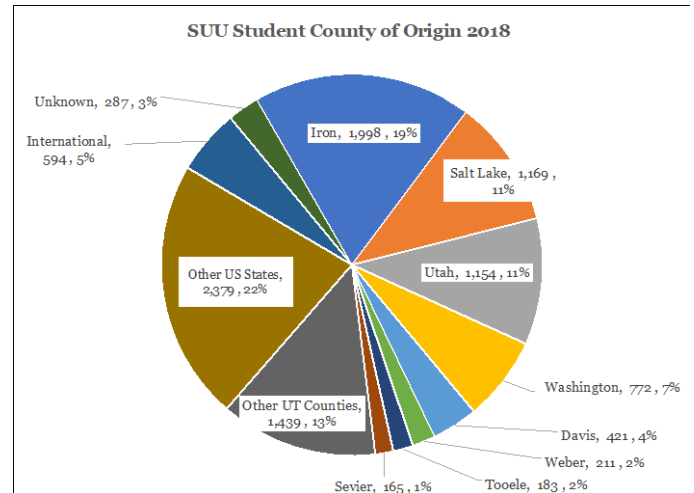
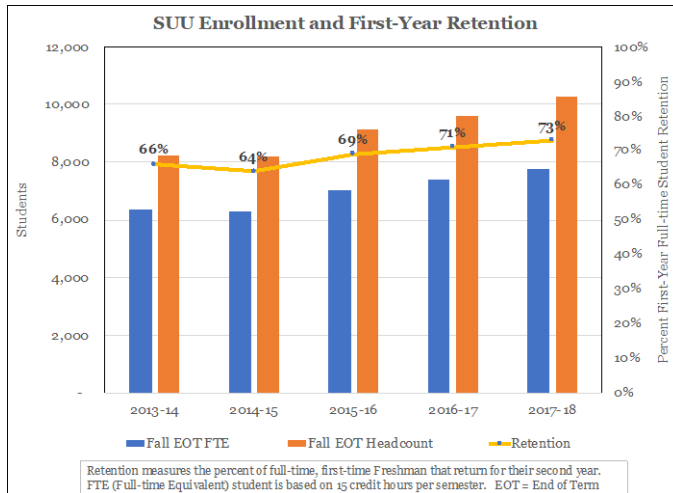
Institutional Indebtedness



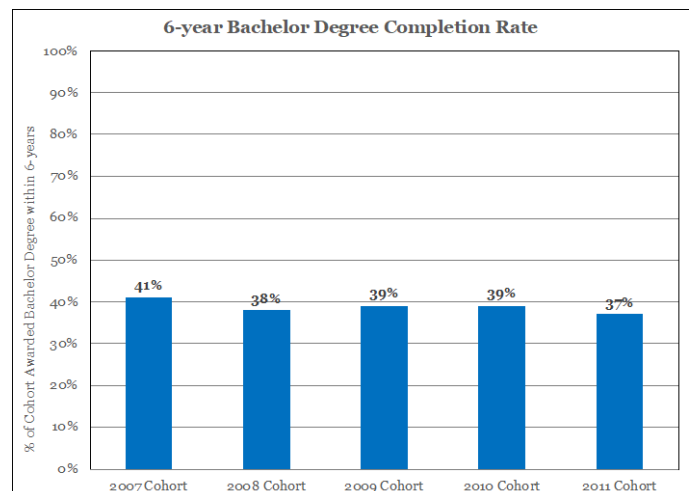
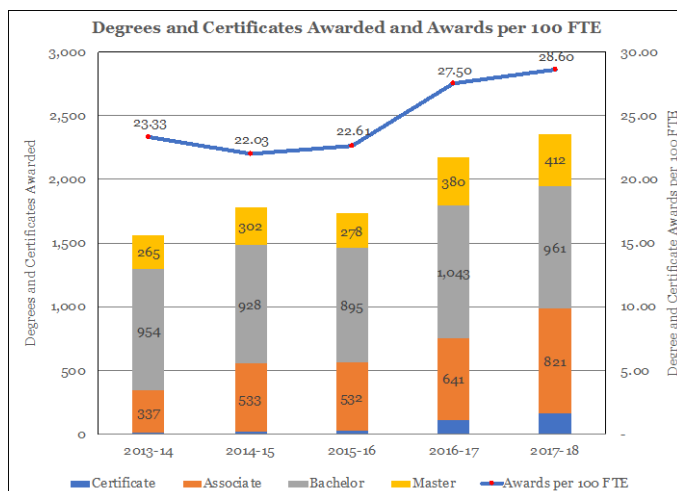
Outstanding Revenue Bonds

| | |
|-----------------------------|--------------|
| Original Issuance Amount | \$16,705,000 |
| Outstanding Balance 6/30/19 | 11,810,000 |
| Weighted Years to Maturity | 11.7 years |

Student Enrollment

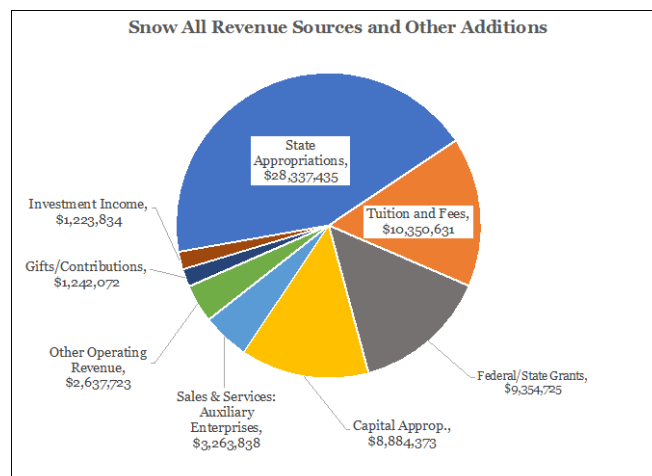


Awards and Completion

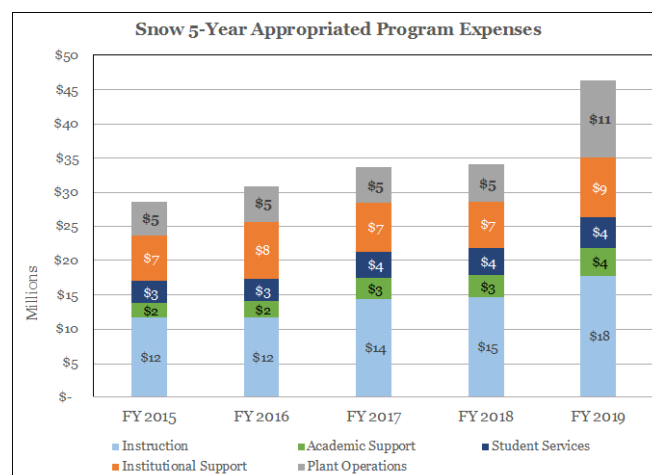


Snow College Financial and Other Key Indicators

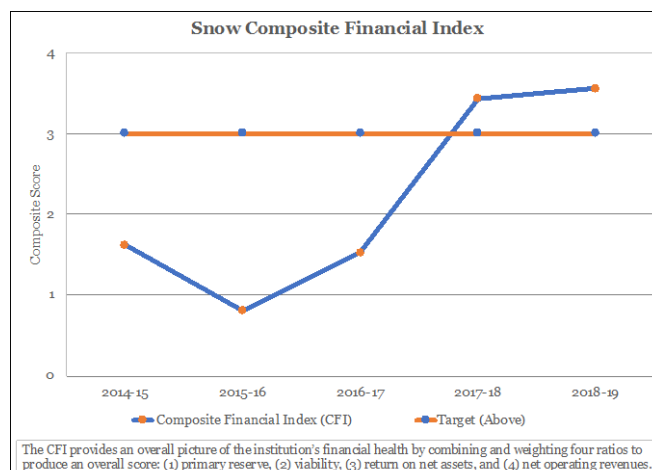
| Revenues/Other Additions | 2018-19 Actual Appropriated | 2018-19 Actual All Sources |
|------------------------------|-----------------------------|----------------------------|
| Tuition and Fees | \$ 11,633,942 | \$ 10,350,631 |
| Operating Grants/ Contracts | | 255,186 |
| Sales/Services: Auxiliaries | | 3,263,838 |
| Other Operating Revenue | | 1,888,671 |
| State/Federal Appropriations | \$ 33,610,800 | \$ 28,337,435 |
| Federal/State Grants | | 9,354,725 |
| Gifts/Contributions | | 1,242,072 |
| Investment Income | | 1,223,834 |
| Other Non-Operating | | |
| Capital Appropriations | | \$ 8,884,373 |
| Capital Grants & Gifts | | |
| Additions to Endowments | | 493,866 |
| Other Revenues | 3,498,610 | |
| Total Revenues | \$ 48,743,352 | \$ 65,294,631 |



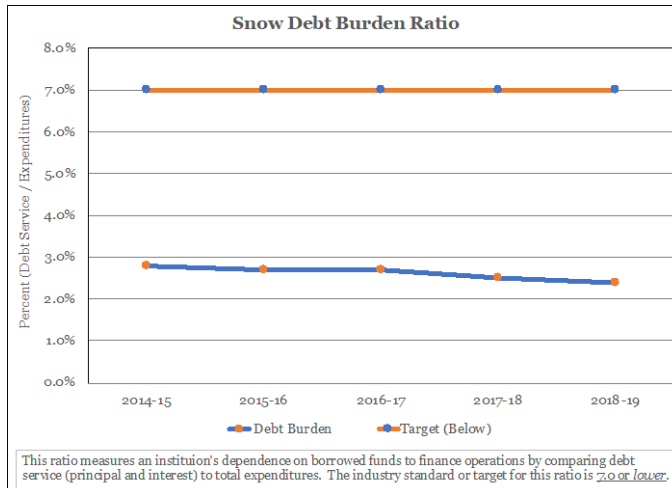
| Program Expenses | 2018-19 Actual Appropriated | 2018-19 All Sources |
|----------------------------|-----------------------------|----------------------|
| Instruction | \$ 17,778,371 | \$ 18,469,433 |
| Research | | 38,359 |
| Public Service | 263,188 | 1,020,064 |
| Academic Support | 4,147,946 | 4,058,045 |
| Student Services | 4,489,763 | 8,541,059 |
| Institutional Support | 8,562,528 | 8,070,763 |
| Plant Operations | 11,296,544 | 6,108,605 |
| Depreciation | | 5,346,790 |
| Scholarships/ Fellowships | | 4,820,047 |
| Auxiliary Enterprises | | 743,396 |
| Other Expenses/ Deductions | 32,000 | |
| Interest/Non-Operating | | \$ 612,411 |
| Total Expenses | \$ 46,570,339 | \$ 57,828,972 |



| Expense Category | 2018-19 Actual Appropriated |
|-----------------------|-----------------------------|
| Regular Faculty Wages | \$ 8,571,626 |
| Adjunct and TA Wages | 1,944,919 |
| Executive/Staff Wages | 11,305,335 |
| Employee Benefits | 9,378,998 |
| Travel | 562,839 |
| Current Expense | 6,889,539 |
| Fuel and Power | 1,440,473 |
| Equipment | 794,610 |
| Transfers | 5,682,000 |
| Total Expenses | \$ 46,570,339 |



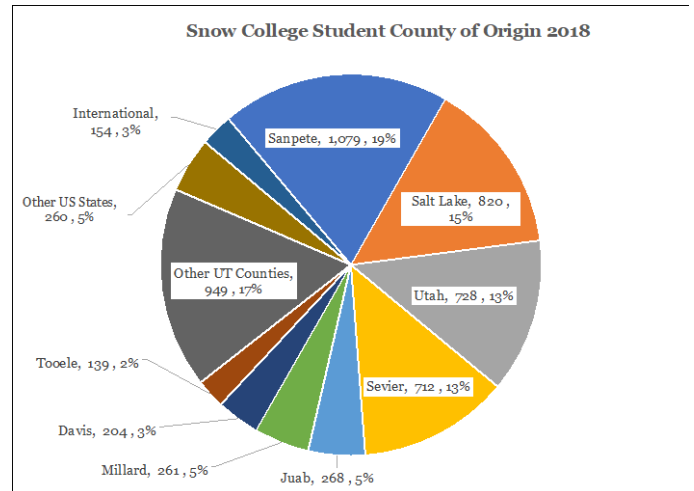
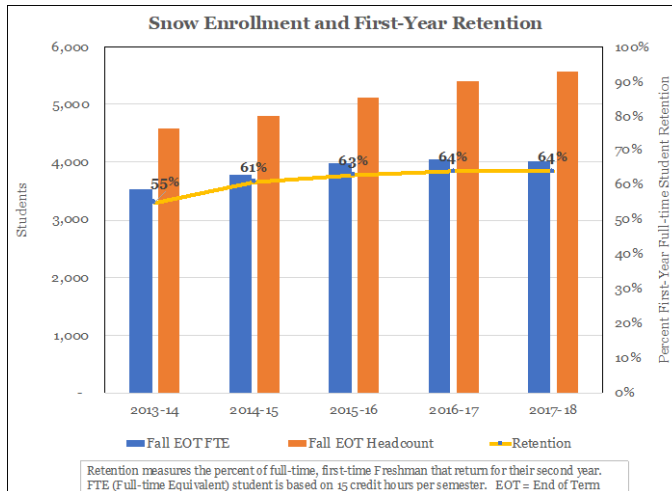
Institutional Indebtedness



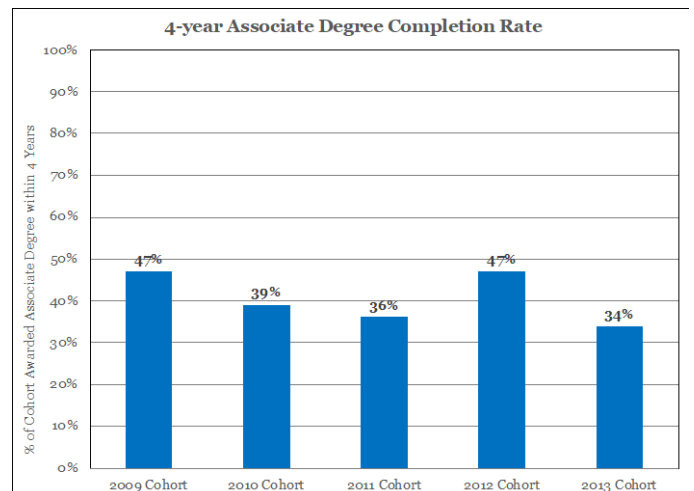
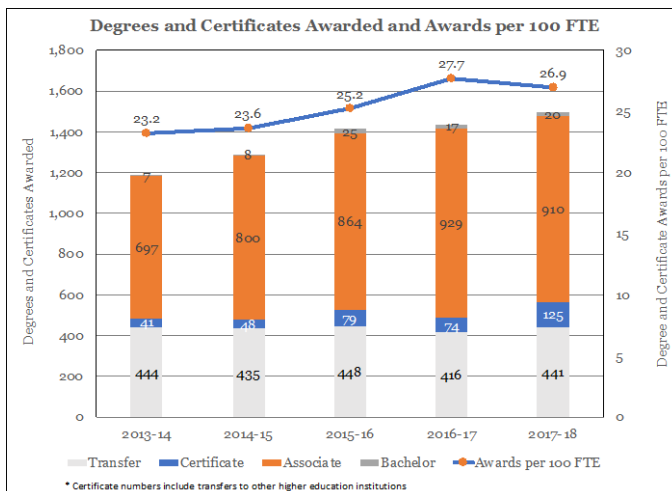
Outstanding Revenue Bonds

| | |
|-----------------------------|--------------|
| Original Issuance Amount | \$16,810,000 |
| Outstanding Balance 6/30/19 | 13,285,000 |
| Weighted Years to Maturity | 18.0 years |

Student Enrollment

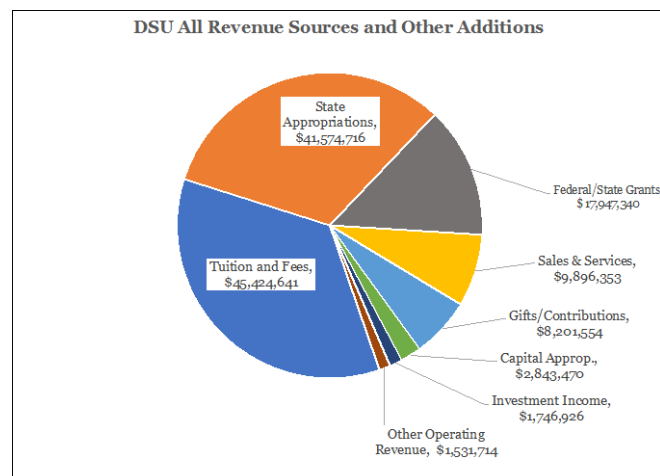


Awards and Completion

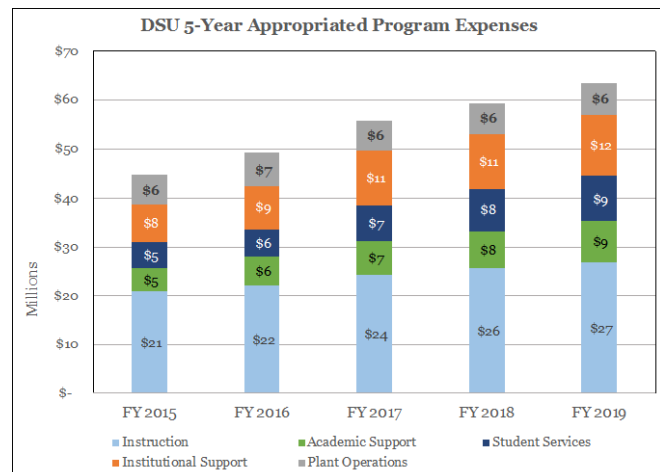


Dixie State University Financial and Other Key Indicators

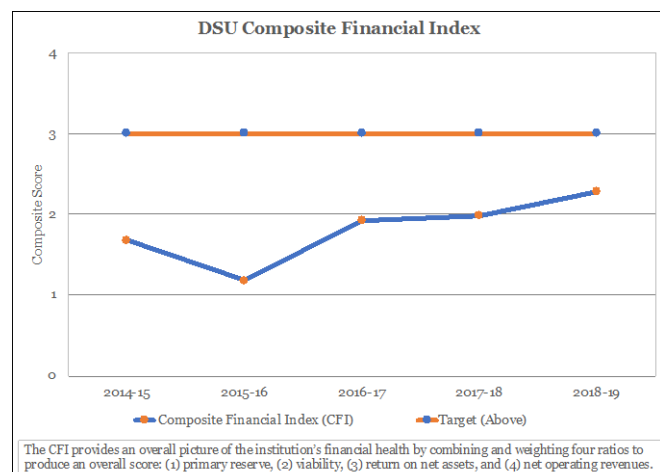
| Revenues/Other Additions | 2018-19 Actual Appropriated | 2018-19 Actual All Sources |
|------------------------------|-----------------------------|----------------------------|
| Tuition and Fees | \$ 32,877,450 | \$ 45,424,641 |
| Operating Grants/ Contracts | | 70,389 |
| Sales/Services: Auxiliaries | 19,400 | 9,896,353 |
| Other Operating Revenue | | 1,195,507 |
| State/Federal Appropriations | 39,812,600 | 41,574,716 |
| Federal/State Grants | | 17,947,340 |
| Gifts/Contributions | | 5,433,194 |
| Investment Income | | 1,746,926 |
| Other Non-Operating | | 45,706 |
| Capital Appropriations | | 2,843,470 |
| Capital Grants & Gifts | | 2,768,360 |
| Additions to Endowments | | 220,112 |
| Other Revenues | 3,540,468 | |
| Total Revenues | \$ 76,249,919 | \$ 129,166,714 |



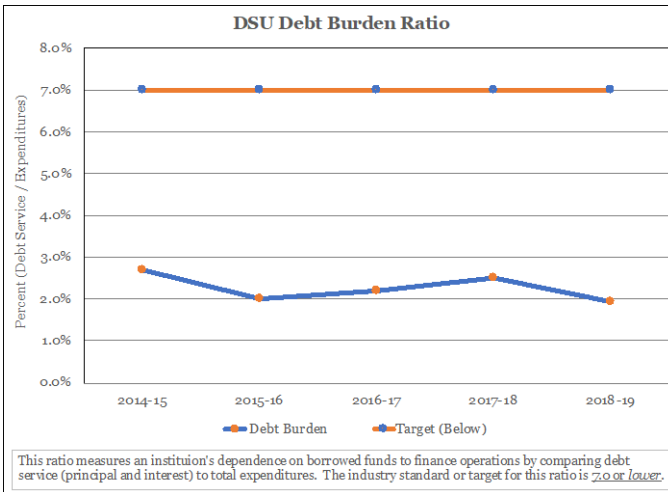
| Program Expenses | 2018-19 Actual Appropriated | 2018-19 All Sources |
|----------------------------|-----------------------------|-----------------------|
| Instruction | \$ 26,730,894 | \$ 28,372,447 |
| Research | | 60,419 |
| Public Service | 1,259,178 | 7,465,024 |
| Academic Support | 8,648,158 | 12,181,178 |
| Student Services | 9,145,945 | 14,413,857 |
| Institutional Support | 12,499,627 | 14,610,046 |
| Plant Operations | 6,428,338 | 7,691,644 |
| Depreciation | | 6,970,943 |
| Scholarships/ Fellowships | 25,000 | 16,400,036 |
| Auxiliary Enterprises | | 7,171,412 |
| Other Expenses/ Deductions | 7,915,679 | |
| Interest/Non-Operating | | 2,370,475 |
| Total Expenses | \$ 72,652,819 | \$ 117,707,481 |



| Expense Category | 2018-19 Actual Appropriated |
|-----------------------|-----------------------------|
| Regular Faculty Wages | \$ 13,963,484 |
| Adjunct and TA Wages | 4,871,246 |
| Executive/Staff Wages | 19,472,396 |
| Employee Benefits | 16,568,296 |
| Travel | 819,163 |
| Current Expense | 6,986,775 |
| Fuel and Power | 1,635,888 |
| Equipment | 419,894 |
| Transfers | 7,915,679 |
| Total Expenses | \$ 72,652,819 |



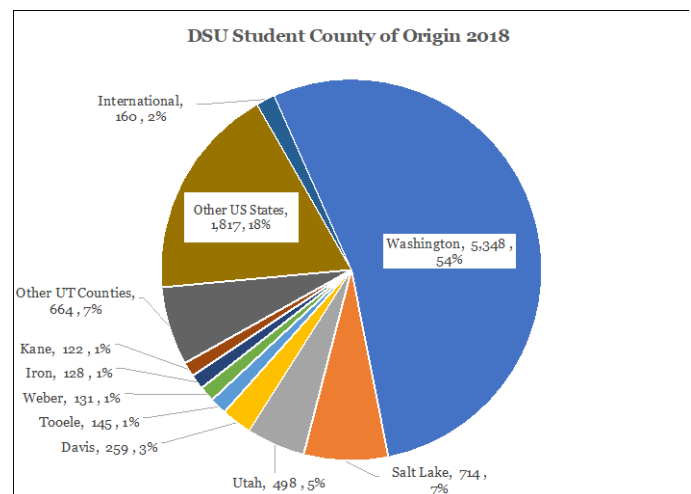
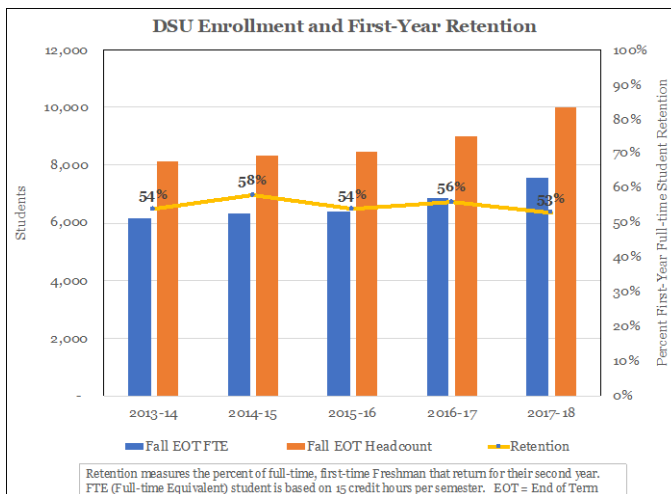
Institutional Indebtedness



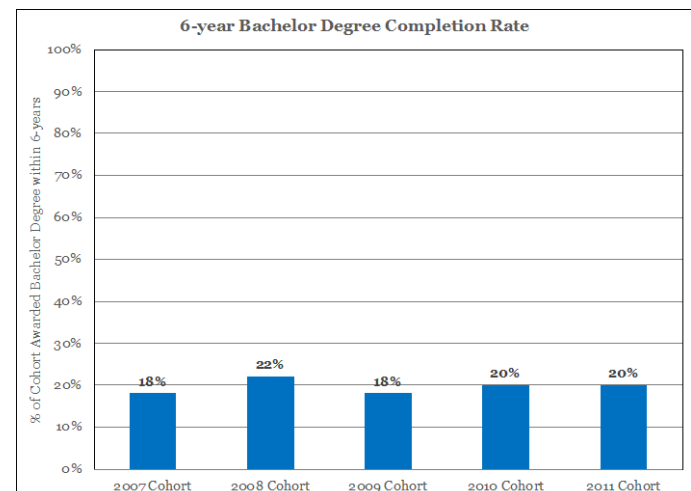
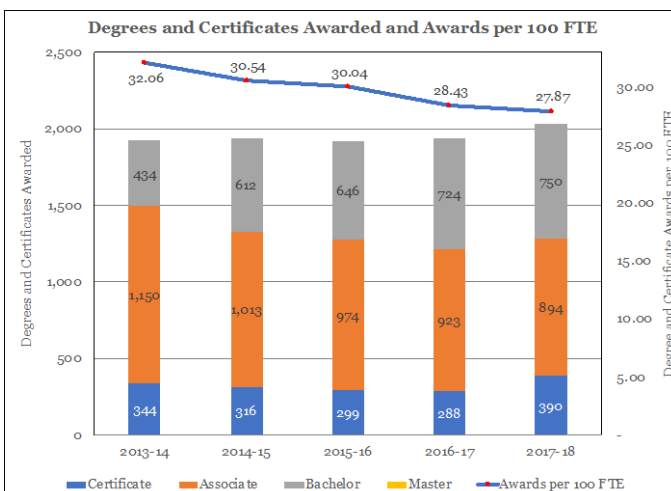
Outstanding Revenue Bonds

| | |
|-----------------------------|--------------|
| Original Issuance Amount | \$47,280,000 |
| Outstanding Balance 6/30/19 | 42,215,000 |
| Weighted Years to Maturity | 28.7 years |

Student Enrollment

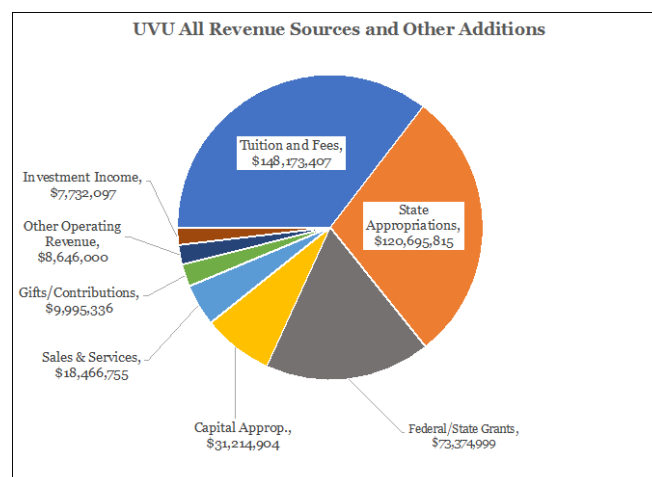


Awards and Completion

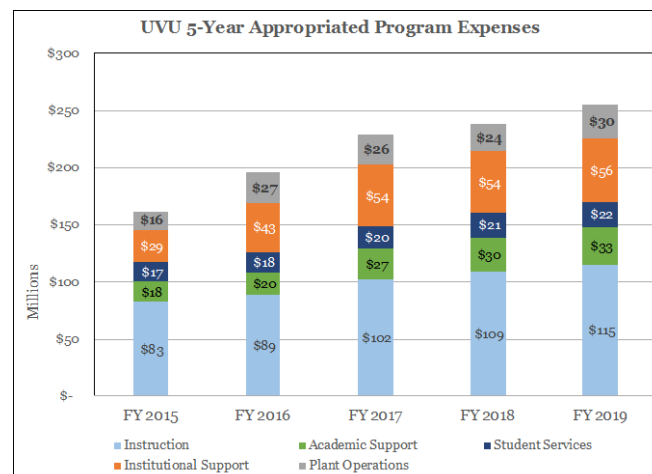


Utah Valley University Financial and Other Key Indicators

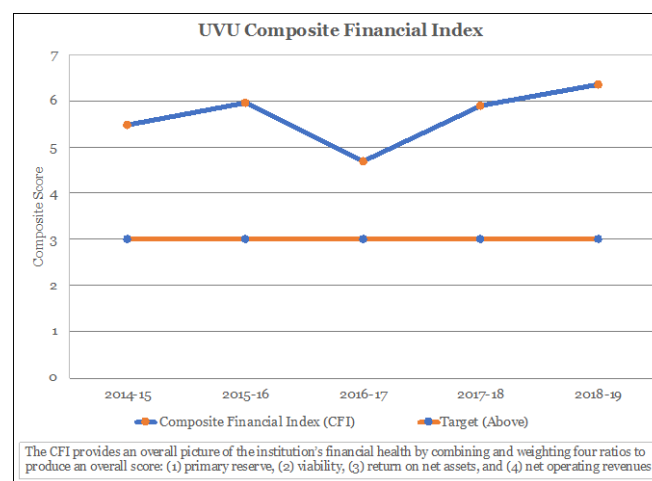
| Revenues/Other Additions | 2018-19 Actual Appropriated | 2018-19 Actual All Sources |
|------------------------------|-----------------------------|----------------------------|
| Tuition and Fees | \$ 140,641,927 | \$ 148,173,407 |
| Operating Grants/ Contracts | | 209,042 |
| Sales/Services: Auxiliaries | | 18,466,755 |
| Other Operating Revenue | 123,225 | 6,909,167 |
| State/Federal Appropriations | 117,271,200 | 120,695,815 |
| Federal/State Grants | | 73,374,999 |
| Gifts/Contributions | | 9,995,336 |
| Investment Income | | 7,732,097 |
| Other Non-Operating | | 260,606 |
| Capital Appropriations | | 31,214,904 |
| Capital Grants & Gifts | | |
| Additions to Endowments | | 1,267,185 |
| Other Revenues | 23,528,344 | |
| Total Revenues | \$ 281,564,696 | \$ 418,299,313 |



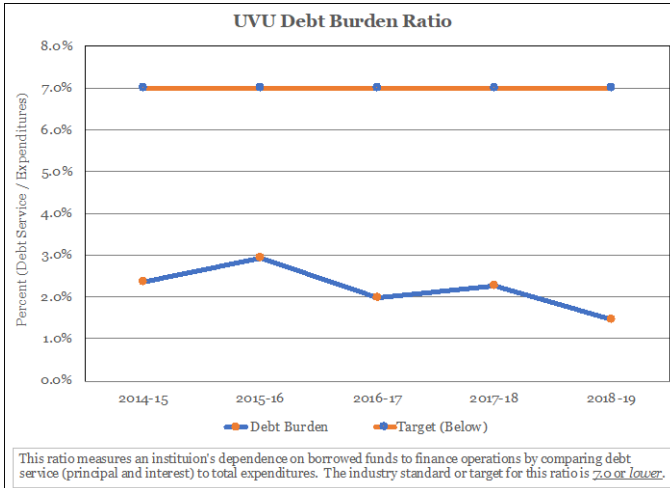
| Program Expenses | 2018-19 Actual Appropriated | 2018-19 All Sources |
|----------------------------|-----------------------------|-----------------------|
| Instruction | \$ 115,063,479 | \$ 129,388,257 |
| Research | | 370,248 |
| Public Service | 232,021 | 491,260 |
| Academic Support | 33,229,699 | 36,130,145 |
| Student Services | 21,971,198 | 31,609,579 |
| Institutional Support | 55,519,029 | 55,594,636 |
| Plant Operations | 29,999,876 | 26,416,049 |
| Depreciation | | 18,273,218 |
| Scholarships/ Fellowships | 1,704,884 | 34,198,024 |
| Auxiliary Enterprises | | 26,948,951 |
| Other Expenses/ Deductions | 584,600 | |
| Interest/Non-Operating | | 2,029,318 |
| Total Expenses | \$ 258,304,787 | \$ 361,449,685 |



| Expense Category | 2018-19 Actual Appropriated |
|-----------------------|-----------------------------|
| Regular Faculty Wages | \$ 51,701,984 |
| Adjunct and TA Wages | 14,010,024 |
| Executive/Staff Wages | 73,669,815 |
| Employee Benefits | 55,596,914 |
| Travel | 3,658,755 |
| Current Expense | 52,107,528 |
| Fuel and Power | 2,857,705 |
| Equipment | 4,117,462 |
| Transfers | 584,600 |
| Total Expenses | \$ 258,304,787 |



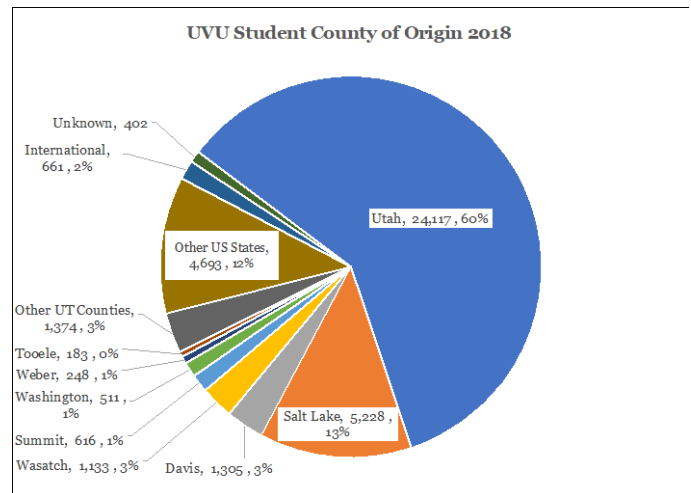
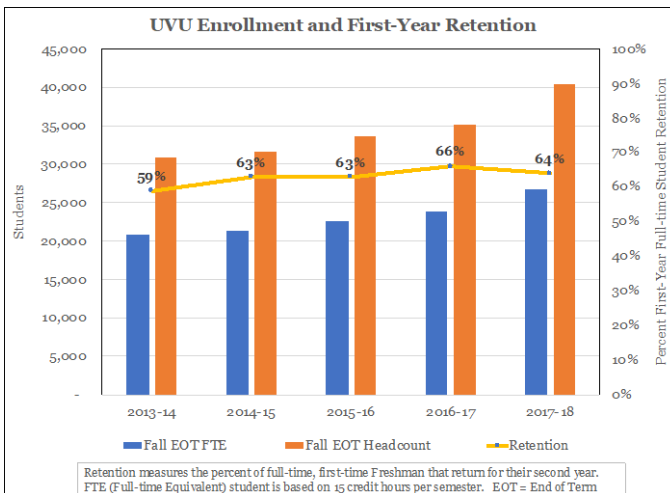
Institutional Indebtedness



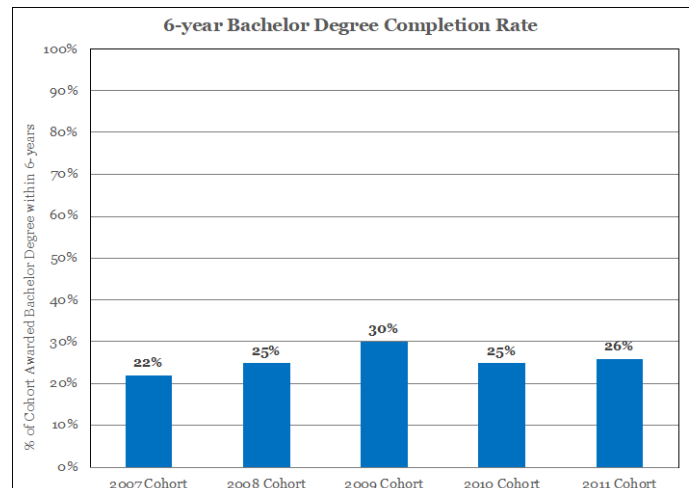
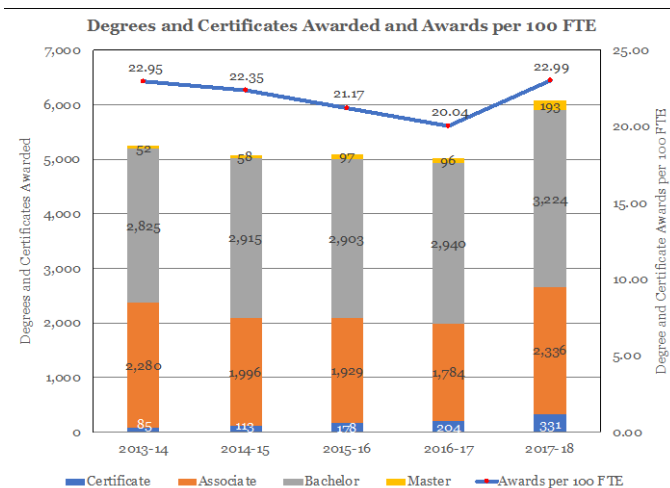
Outstanding Revenue Bonds

| | |
|-----------------------------|--------------|
| Original Issuance Amount | \$64,170,000 |
| Outstanding Balance 6/30/19 | 39,245,000 |
| Weighted Years to Maturity | 14.6 years |

Student Enrollment

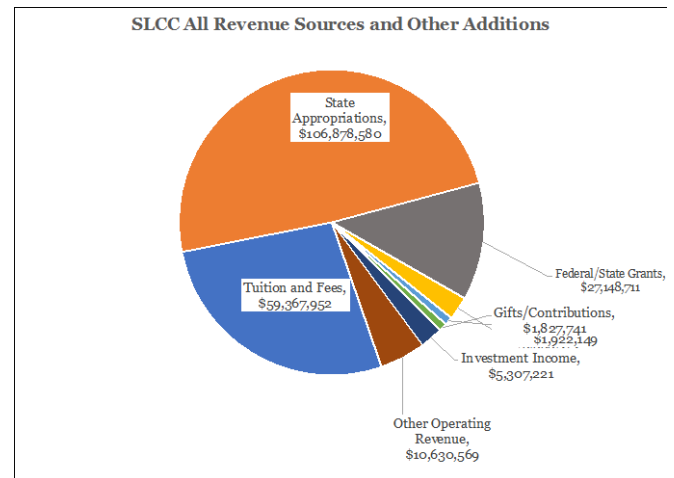


Awards and Completion

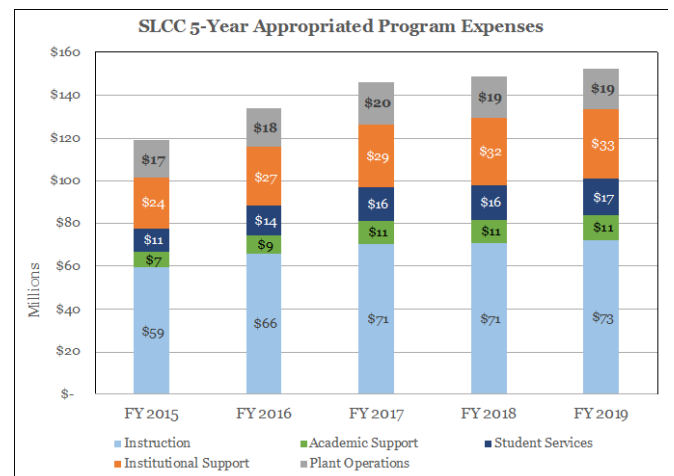


Salt Lake Community College Financial and Other Key Indicators

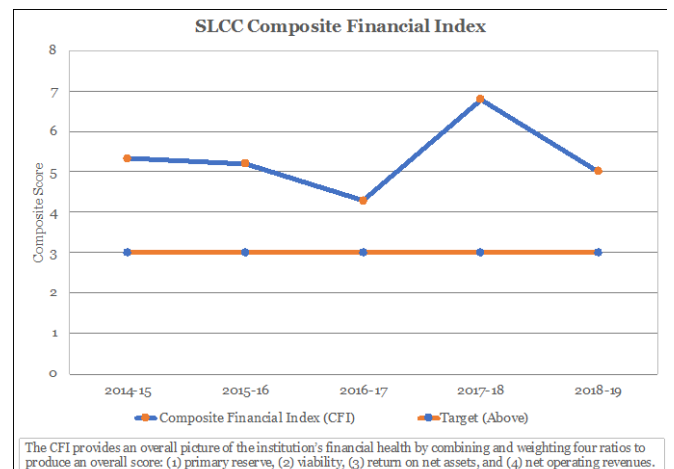
| Revenues/Other Additions | 2018-19 Actual Appropriated | 2018-19 Actual All Sources |
|------------------------------|-----------------------------|----------------------------|
| Tuition and Fees | \$ 56,685,298 | \$ 59,367,952 |
| Operating Grants/ Contracts | | 6,370,094 |
| Sales/Services: Auxiliaries | 26,640 | 5,353,979 |
| Other Operating Revenue | 3,601 | 4,260,475 |
| State/Federal Appropriations | 103,056,500 | 106,878,580 |
| Federal/State Grants | | 27,148,711 |
| Gifts/Contributions | | 1,810,228 |
| Investment Income | | 5,307,221 |
| Other Non-Operating | | |
| Capital Appropriations | | 1,922,149 |
| Capital Grants & Gifts | | 17,513 |
| Additions to Endowments | | |
| Other Revenues | 6,734,766 | |
| Total Revenues | \$ 166,506,805 | \$ 218,436,902 |



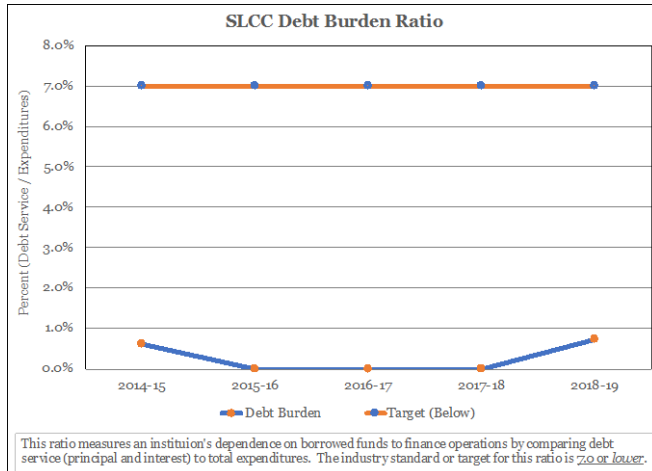
| Program Expenses | 2018-19 Actual Appropriated | 2018-19 All Sources |
|----------------------------|-----------------------------|-----------------------|
| Instruction | \$ 72,540,561 | \$ 80,828,711 |
| Research | | |
| Public Service | 135,002 | 1,160,657 |
| Academic Support | 11,311,970 | 12,666,037 |
| Student Services | 17,089,853 | 24,404,404 |
| Institutional Support | 32,743,446 | 43,230,918 |
| Plant Operations | 18,638,261 | 17,796,987 |
| Depreciation | | 12,512,711 |
| Scholarships/ Fellowships | 822,501 | 13,850,869 |
| Auxiliary Enterprises | | 5,815,721 |
| Other Expenses/ Deductions | 6,733,125 | |
| Interest/Non-Operating | | 3,711,207 |
| Total Expenses | \$ 160,014,718 | \$ 215,978,222 |



| Expense Category | 2018-19 Actual Appropriated |
|-----------------------|-----------------------------|
| Regular Faculty Wages | \$ 23,484,139 |
| Adjunct and TA Wages | 15,056,428 |
| Executive/Staff Wages | 51,956,139 |
| Employee Benefits | 36,437,681 |
| Travel | 976,270 |
| Current Expense | 21,904,741 |
| Fuel and Power | 2,331,144 |
| Equipment | 1,135,051 |
| Transfers | 6,733,125 |
| Total Expenses | \$ 160,014,718 |



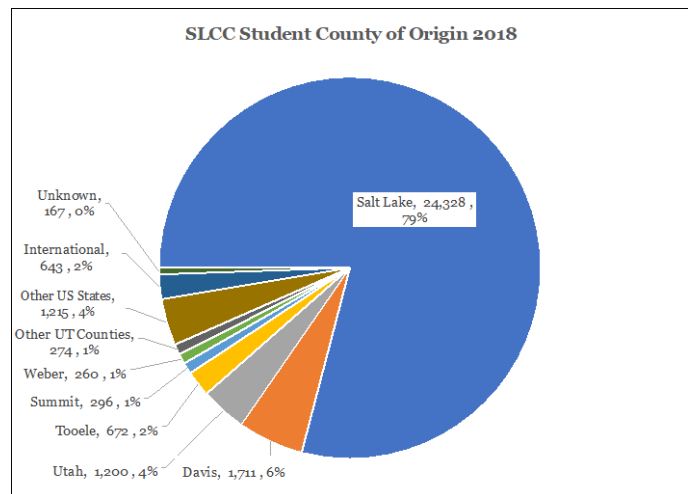
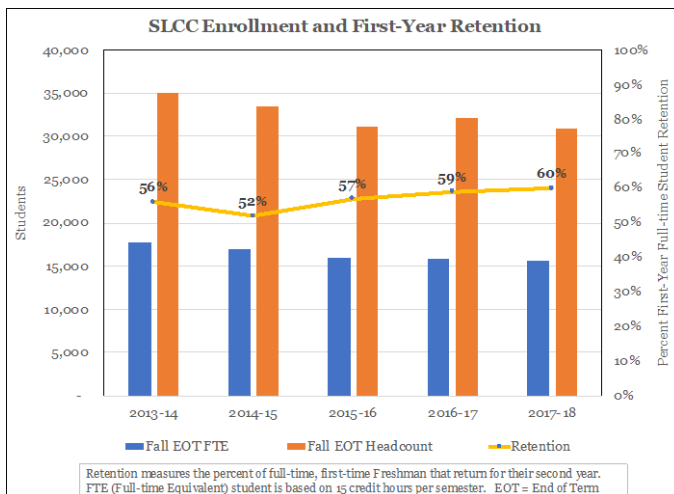
Institutional Indebtedness



Outstanding Revenue Bonds

| | |
|-----------------------------|--------------|
| Original Issuance Amount | \$11,735,000 |
| Outstanding Balance 6/30/19 | 10,645,000 |
| Weighted Years to Maturity | 10.0 years |

Student Enrollment



Awards and Completion

