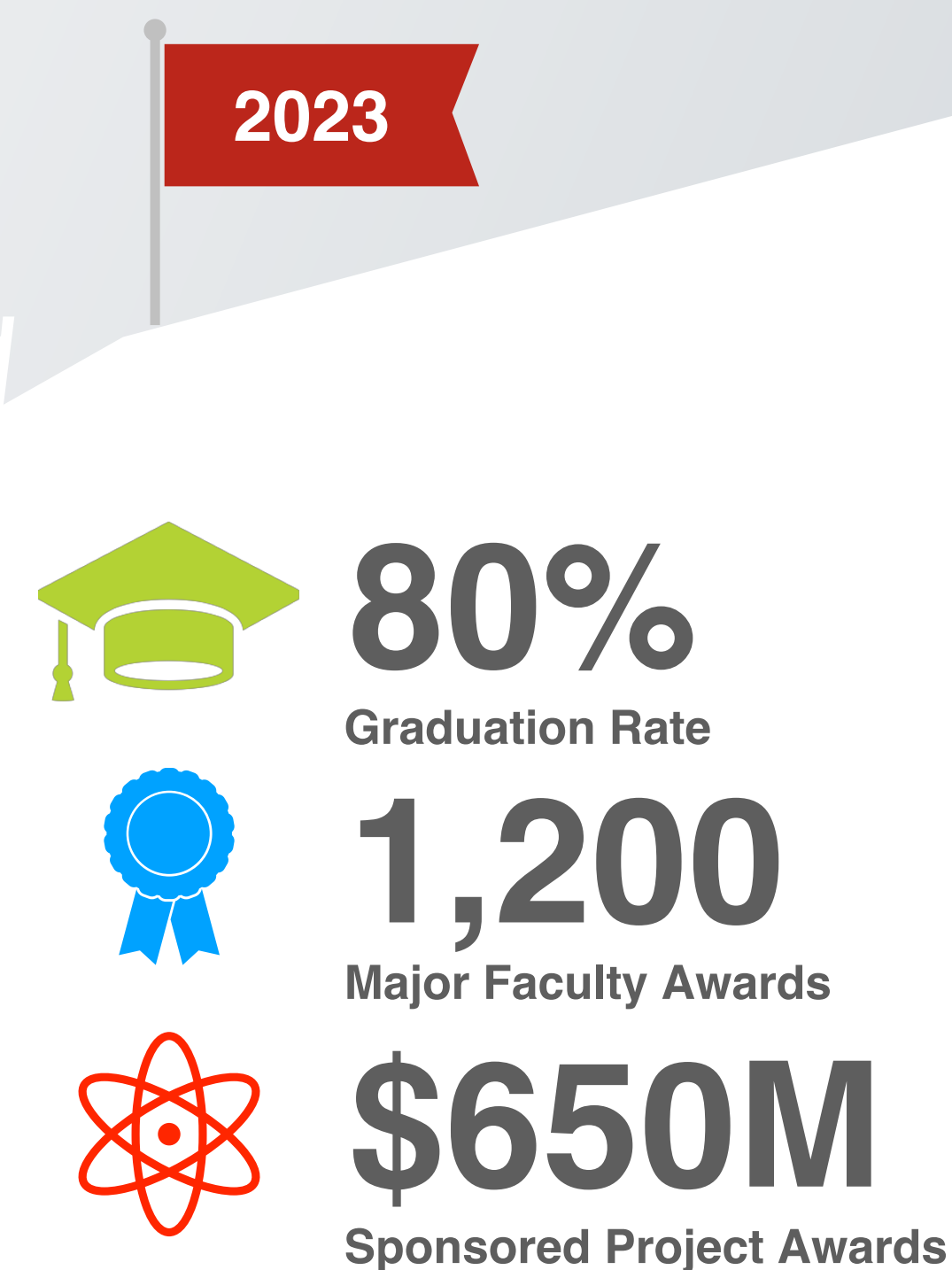
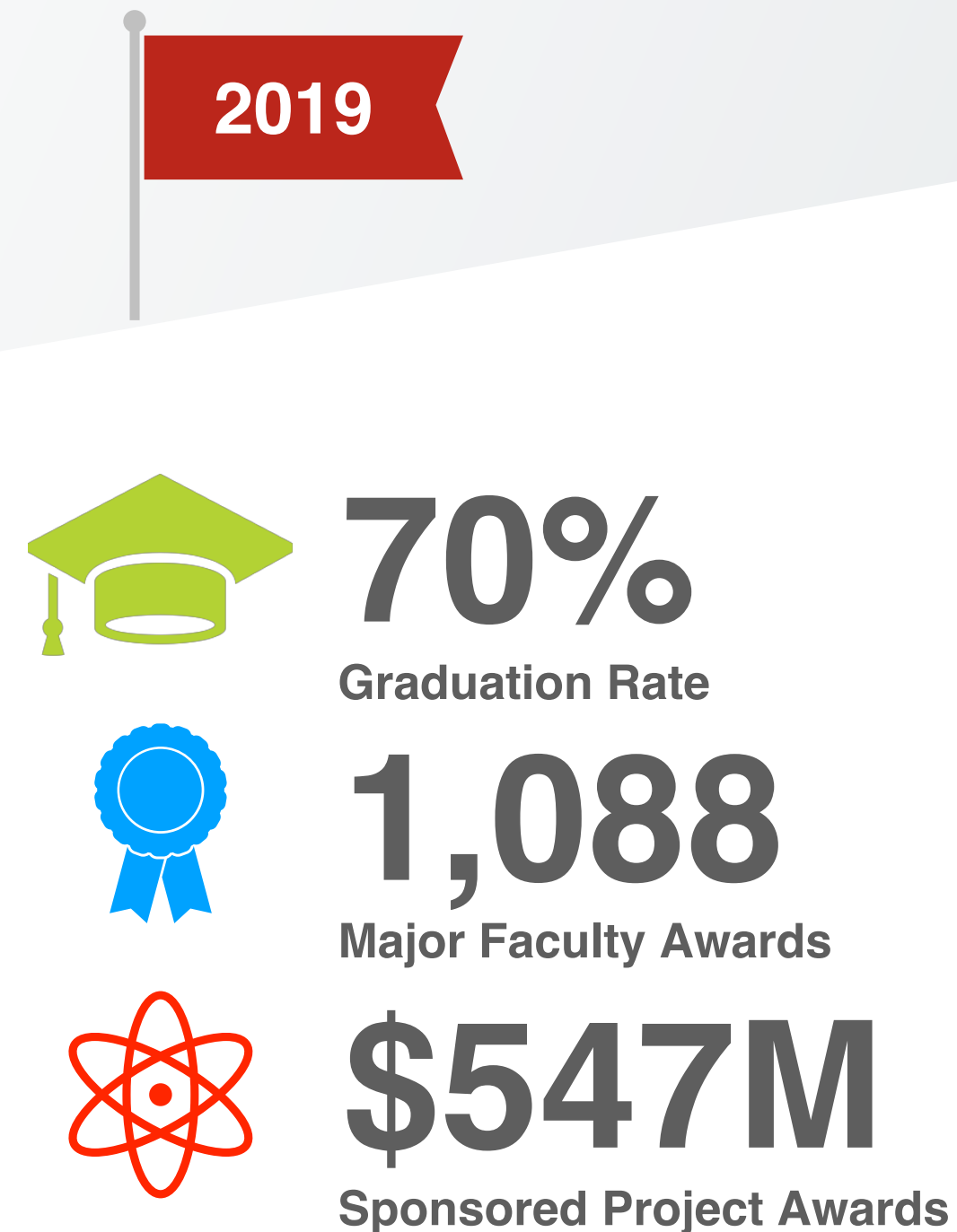
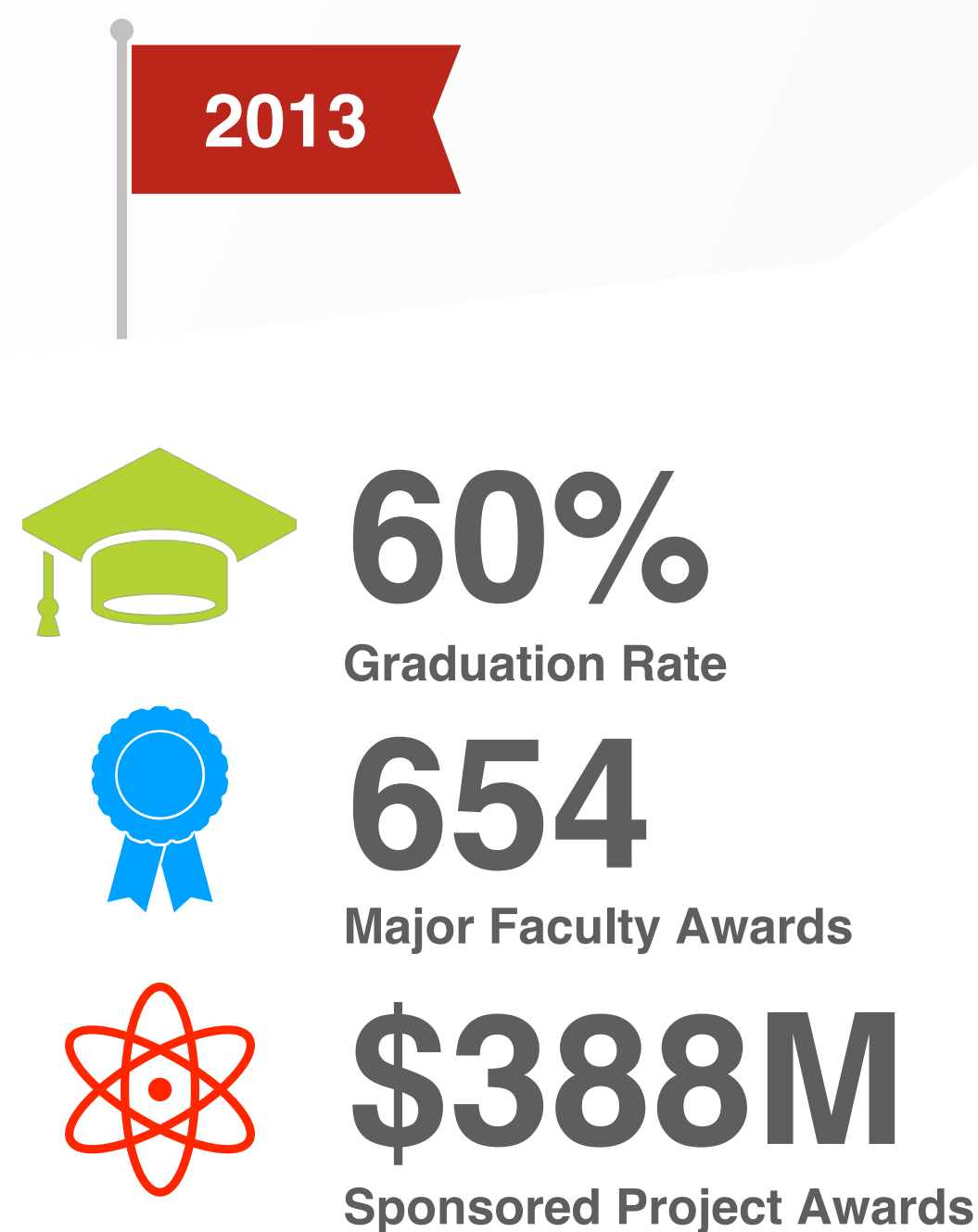


RISING

President Ruth V. Watkins
Utah State Board of Regents | March 26, 2020

Our Progress

Historic graduation rates, major faculty awards, and sponsored project awards

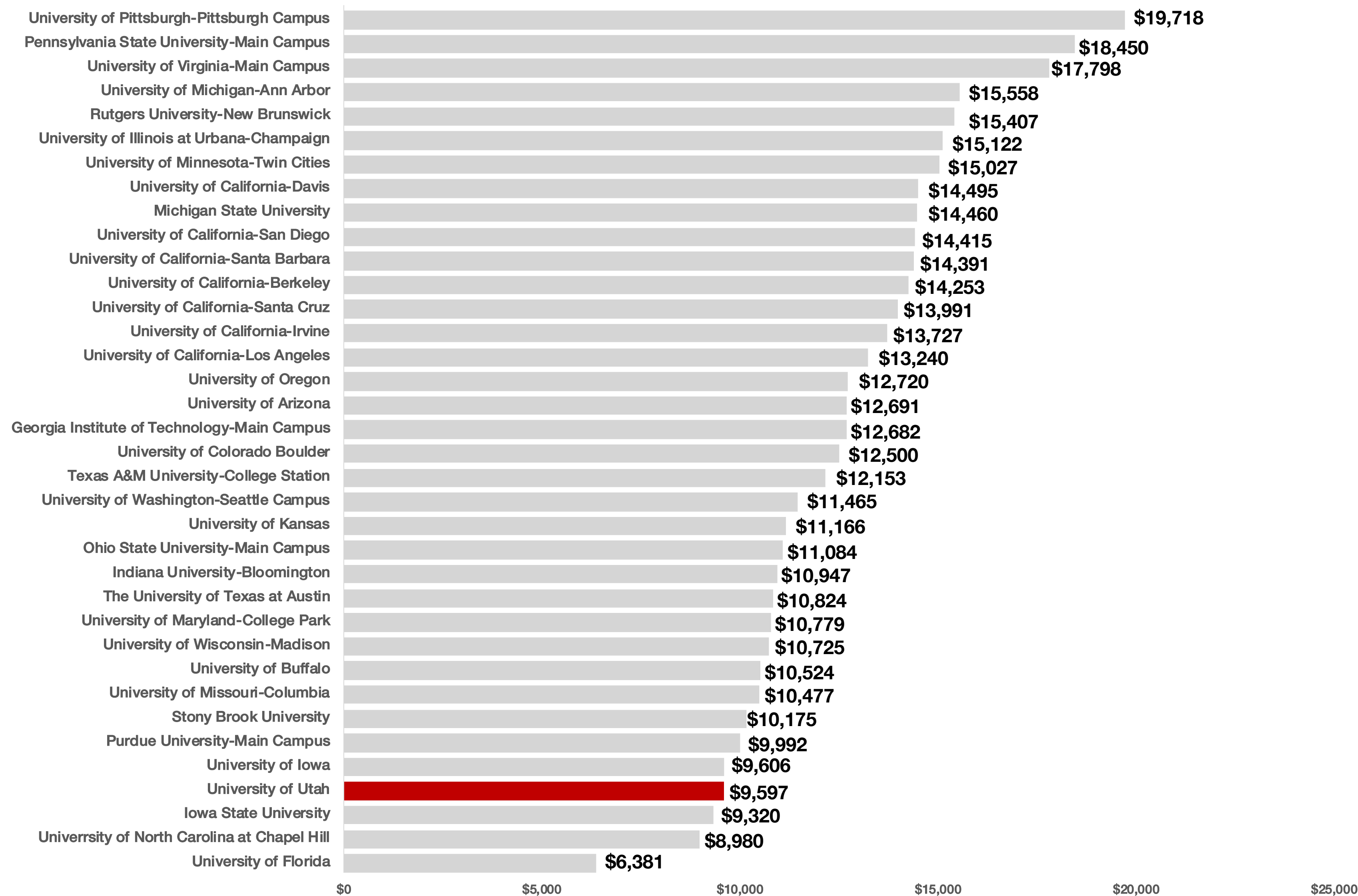


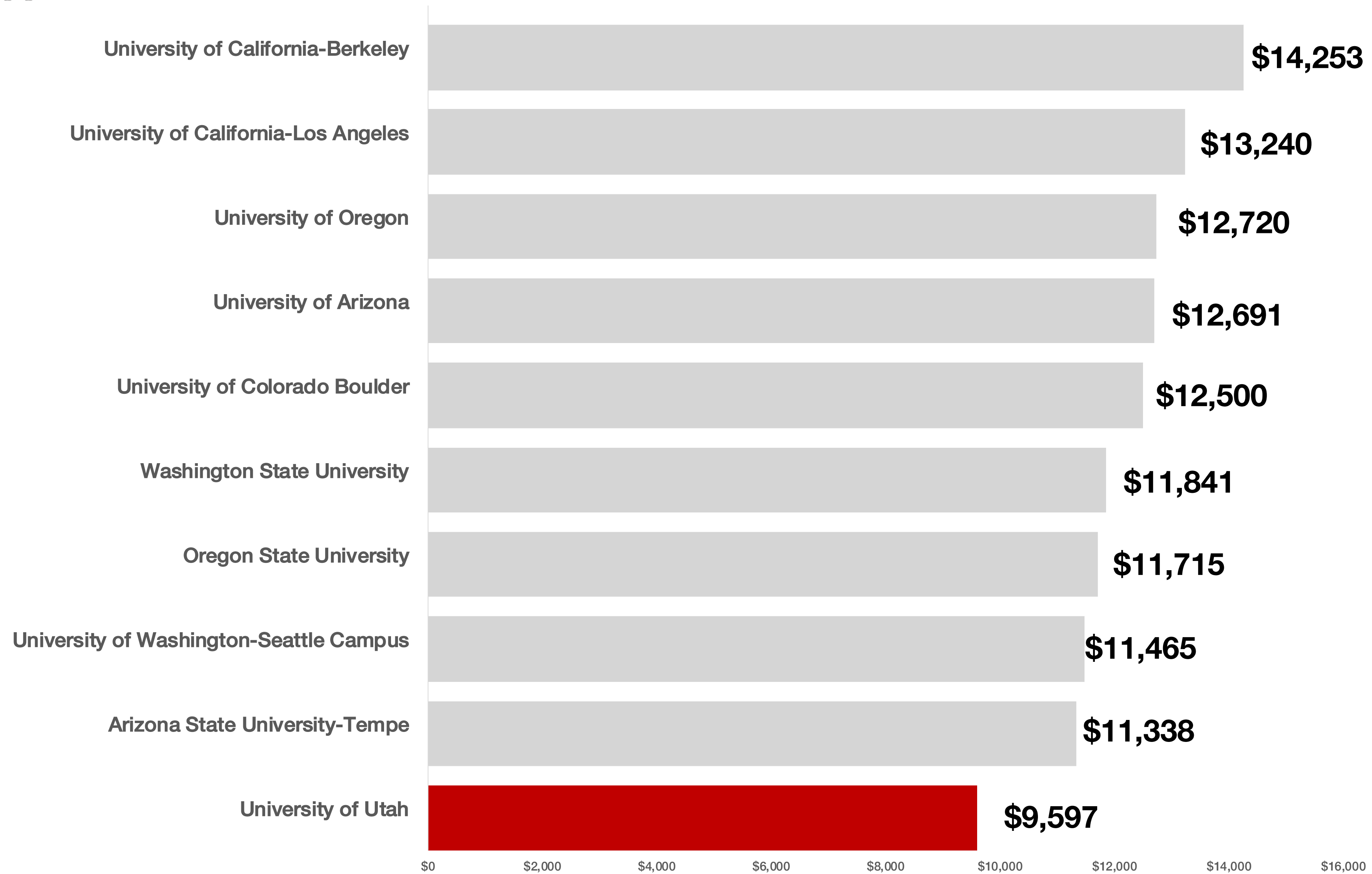
Change from Prior Year Annual Tuition & Mandatory Fees

	2015-16	2016-17	2017-18	2018-19	2019-20
Resident Tuition =	\$241.00	\$278.00	\$ 289.00	\$ 300.00	\$256.00
Non-Resident Tuition =	\$844.00	\$974.00	\$1,011.00	\$1,050.00	\$896.00
Mandatory Student Fees =	\$ -	\$ 43.00	\$ 17.00	\$ 98.00	\$ 22.00
% Change in Tuition =	3.5%	3.9%	3.9%	3.9%	3.2%
% Change in Mandatory Fees =	0.0%	3.9%	1.5%	8.0%	1.8%
% Change in Total Tuition/Fees =	3.0%	3.9%	3.6%	4.5%	3.0%



AAU Publics: In-State Tuition & Fees (2019)





	FY2020			FY2021					January Start	
	Tuition	Fees	Total	Tuition 2%	Fees	Total	\$ Increase	% Increase	\$ Increase	% Increase
Undergraduate Resident	8,252.76	1,247.48	9,500.24	8,417.82	1,247.48	9,665.30	165.06	1.74%	82.53	0.87%
Undergraduate NonResident	30,492.30	1,247.48	31,739.78	31,102.15	1,247.48	32,349.63	609.85	1.92%	304.92	0.96%
Graduate Resident	8,301.28	1,219.88	9,521.16	8,467.31	1,219.88	9,687.19	166.03	1.74%	83.01	0.87%
Graduate NonResident	29,291.22	1,219.88	30,511.10	29,877.04	1,219.88	31,096.92	585.82	1.92%	292.91	0.96%

Undergraduate Academic Year, 15 credit hours per semester

Graduate Academic Year, 12 credit hours per semester

Our Request:

- **2% increase in tuition and 0% increase in fees (~1.7% overall) for AY 2020-21**
- **Waive start of increase resulting in 0% increase in Fall 2020**
- **Implement 2% tuition increase in Spring 2021 (~1.7% overall) if conditions are appropriate**


- 
- **Student Fee Committee Review, January 21, 2020**
 - **President's Cabinet Review: February 26, 2020**
 - **Student Leadership Review: March 10, 2020**
 - **Public Dialogue with Board of Trustees, March 10, 2020**
 - **Truth-in-Tuition Hearing: March 17, 2020**
 - **Board of Trustees Approval: March 20, 2020**

Use of Funds From a Full-year 2% Tuition Increase

- 25% of 2.5% Compensation Increase/ISF - 1.2%/\$4m**
- Equity promotion/Merit Salary Issues - .65%/\$2.2m**
- Campus Safety - .15%/\$.5m**

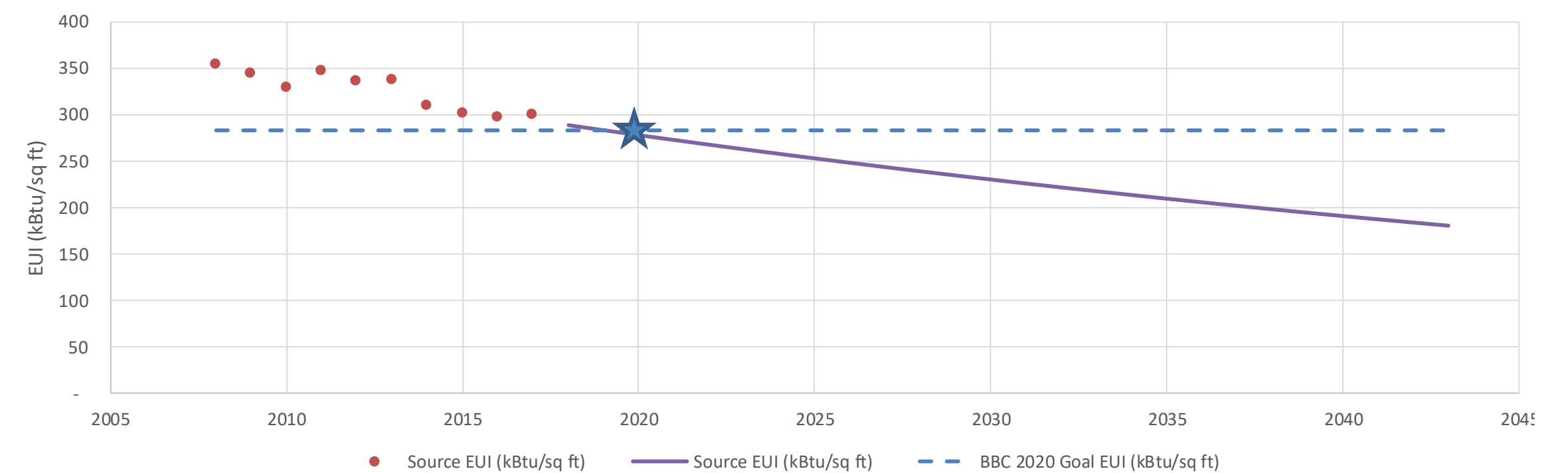
With Waiver Until January 2021:

~\$2.2m for the above purposes



Energy cost/use

Lowest total energy use and cost in past nine years despite 26% growth in building square footage





Value Engineering Savings = \$18.5M

- Robert H. & Katherine B. Garff Business Building — \$6 million
- Carolyn and Kem Gardner Commons — \$7 million
- Kathryn F. Kirk Center for Comprehensive Cancer Care and Women's Cancers — \$2.5 million
- Ken Garff Performance Zone at Rice-Eccles Stadium — \$3 million in avoided costs



Request for Approval of New Differential Tuition

- **Master of Athletic Training: \$1,900 per semester**
- **Master of Science in Cardiovascular Perfusion: \$3,105 per semester**



U RISING