

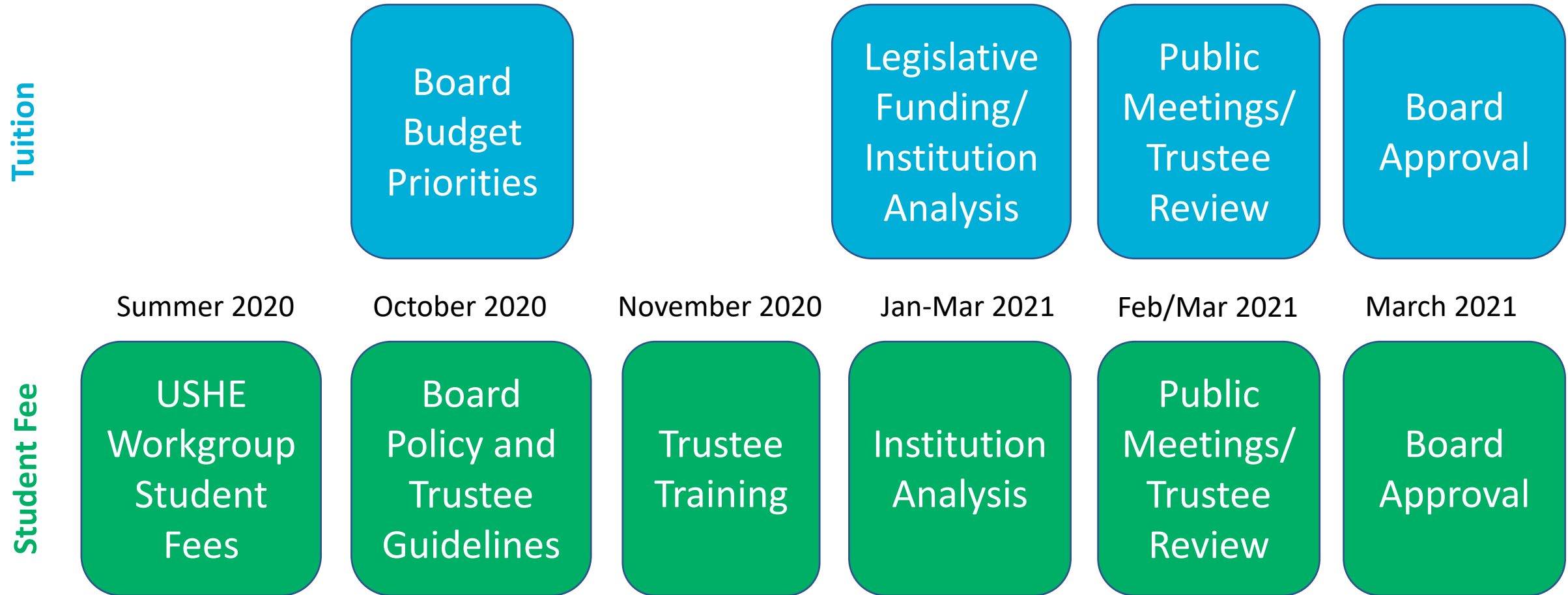


# USHE 2021-22 Tuition and Fees Overview

March 2021



# USHE Tuition and Student Fee Setting Process



# Trustee Review and Recommendation

## Tuition Review

- Review reasons for increase
  1. Legislative mandated costs
  2. Offset for reduced student fees
  3. Institutional specific need (detail)
- Scrutinize requests for need, affordability, and justification
- Explore alternative funding

## Student Fee Review

- Review fees to align with policy
  1. Student-approved facility construction
  2. Student-approved facility operation
  3. Student activities, programs, services
- Recommend fees for tuition
- Scrutinize requests for need, affordability, and justification
- Explore alternative funding

# Degree-Granting Tuition and Fee Recommendations

Institution	2020-21	2021-22	Total Tuition & Fees	
	Tuition & Fees	Tuition & Fees	\$ Change	% Change
University of Utah	\$9,665	\$9,816	\$151	1.56%
Utah State University	\$7,860	\$8,055	\$195	2.49%
USU-Statewide	\$4,367	\$4,473	\$106	2.42%
Weber State University	\$6,106	\$6,228	\$122	2.00%
Southern Utah University	\$6,770	\$6,726	(\$44)	-0.64%
Dixie State University	\$5,662	\$5,862	\$200	3.53%
Utah Valley University	\$5,906	\$6,010	\$104	1.76%
Snow College	\$3,912	\$4,000	\$88	2.25%
Salt Lake Community	\$3,989	\$4,086	\$97	2.43%
		<b>Average</b>	<b>\$113</b>	<b>1.98%</b>

# Technical College Tuition Recommendations

Institution	Tuition per Membership Hour		\$ Change	% Change
	2020-21	2021-22		
Bridgerland Tech	\$2.00	\$2.00	\$0.00	0.00%
Davis Tech	\$2.10	\$2.10	\$0.00	0.00%
Dixie Tech	\$2.25	\$2.25	\$0.00	0.00%
Mountainland Tech	\$2.10	\$2.10	\$0.00	0.00%
Ogden-Weber Tech	\$2.00	\$2.00	\$0.00	0.00%
Southwest Tech	\$2.00	\$2.00	\$0.00	0.00%
Tooele Tech	\$2.00	\$2.00	\$0.00	0.00%
Uintah Basin Tech	\$2.00	\$2.00	\$0.00	0.00%
USU – Tech Ed.	\$2.25	\$2.25	\$0.00	0.00%
Snow College – Tech Ed.	\$2.00	\$2.00	\$0.00	0.00%
<b>SLCC – SAT</b>	<b>\$2.40</b>	<b>\$2.45</b>	<b>\$0.05</b>	<b>2.08%</b>

# Board of Trustee Presentations

- Trustee Chairs will present their recommendations to the Board
- Presentations will include:
  - Discussion of their tuition- and fee-setting process
    - Including truth-in-tuition hearings and student input
  - Overview of tuition and fee requests
  - List of student fees and discussion of recommendations to move to tuition, increases or decreases, and new fees
  - An overview and detail of tuition adjustments
    - Undergraduate and graduate tuition schedules
  - Discussion of how adjustments will impact student affordability
  - Differential tuition requests

# Board Responsibility and Action Today

1. Verify Board of Trustee Processes
2. Review Board of Trustee Recommendations
3. Adopt or Reconsider Recommendations
4. Set Institutional Tuition and Fees for 2021-22

# University of Utah Annual Tuition Review

2021-22 Tuition Setting Process

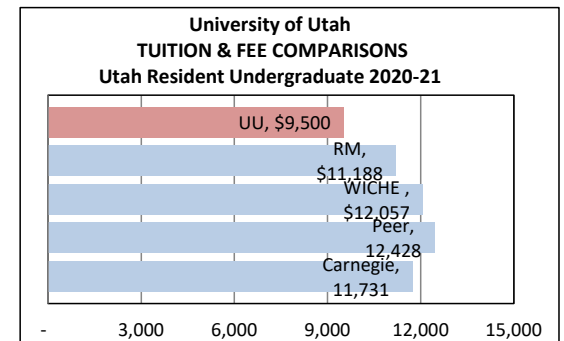
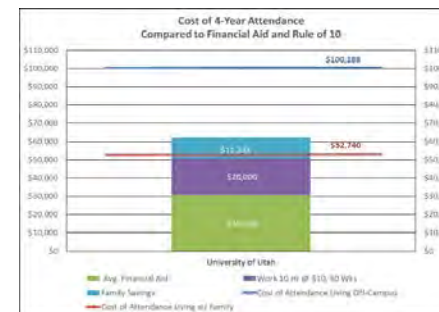
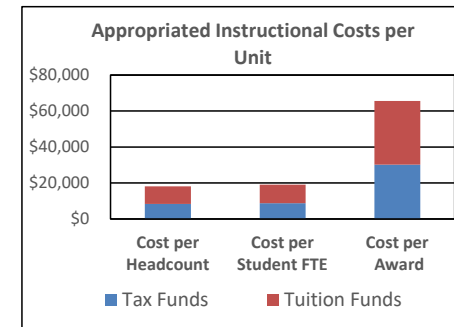
## Board Materials

- Handout prepared for institutional trustees
- Compares institutional tuition and fees with peer groups
- Includes Affordability model comparing costs of tuition and student ability to pay

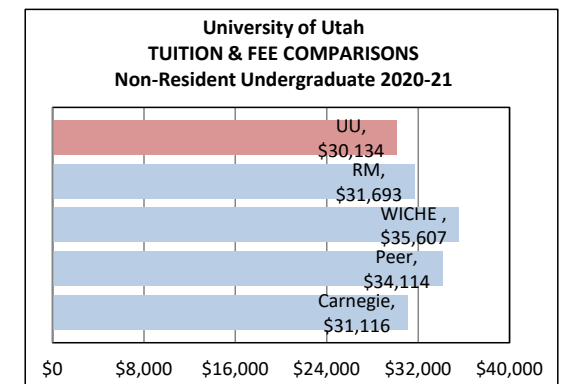
Appropriated Instructional Expenses	2019-20 Actual Expenses	2020-21 Estimated Expenses
Tax Funds	276,766,100	290,604,405
Tuition and Fees	322,806,459	338,946,782
Other Funds	1,077,100	1,130,955
<b>Total Revenues</b>	<b>600,649,659</b>	<b>630,682,142</b>

Tuition and Fees	2020-21 Current Tuition & Fees	2021-22 Requested Tuition & Fees
In-State Undergraduate	9,665	9,816
Out-of-State Undergrad.	30,134	31,389
In-State Graduate	9,521	9,840
Out-of-State Graduate	30,511	31,785

2019-20 Enrollment and Completion		
Fall Headcount	Annualized Student FTE	Total Awards
33,152	31,312	9,147



\*Carnegie data from 2019-20



\*Carnegie data from 2019-20



# Board Materials

- Institutional tuition summary
- 3 options
  1. Institutional request
  2. No tuition increase
  3. Legislative match only
- Institutional requests
  1. Legislative match
  2. Transfer of student fees
  3. Other requests (including tenure)
- Other requests have more detail

## Utah System of Higher Education

### FORM R-4A: 2021-22 PROPOSED NEW TUITION REVENUE

Due Date: March 9

Truth-in-Tuition Hearing: February 22, 2021

Presidents Cabinet Review: March 3, 2021

Institution: Weber State University

Student Leadership Review: February 22, 2021

Trustees Approval: March 16, 2021

Prepared by: Clayton Anderson

Line Item	Current Year Tuition Budget
Education & General	\$79,280,226

#### Option 1 - Institution Proposed Increase - Complete a R-4B form for each request beyond comp match and fee transfer

Description	Proposed New Tuition Revenue	Estimated Per Student FTE Impact	
		\$ Impact	% Increase
Legislative Match to Cover Compensation and Other Mandated Increases	\$1,183,789	\$63.23	1.49%
Transfer of Student Fees to Tuition	\$2,145,923	\$114.61	2.71%
Faculty Promotion and Tenure	\$190,842	\$10.19	0.24%
Fuel & Power	\$128,000	\$6.84	0.16%
HR Software Upgrade	\$84,000	\$4.49	0.11%
			0.00%
Total	\$3,732,553	\$199	4.71%

#### Summary Description and Explanation:

A 2.0% tuition increase will allow WSU to better retain current faculty and staff. This modest increase in tuition includes funding for Faculty Promotion and Tenure. WSU will be able to cover our increasing fuel and power costs as well as needed upgrades to our HR software. WSU also needs an additional 2.71% tuition increase to cover the required shift of Student Fees to Tuition

#### Option 2: No Tuition Increase - All new costs will be covered through reallocation, cost savings, and efficiency efforts

No Tuition Increase	Proposed New Tuition Revenue	Estimated Per Student FTE Impact	
		\$ Impact	% Increase
	\$0	\$0	0.00%

#### Summary Description and Explanation:

WSU made significant efforts through reallocation, cost savings, and efficiency but that is not enough to allow us to continue our current improvement efforts. If we do not receive a tuition increase then we will experience a negative impact across the board. We will likely lose staff at an even higher rate and not be able to provide the services needed by our students. WSU will also not be able to meet the legislative required match.

#### Option 3: Legislative Match Funds Only - All new match funds will be covered by new revenue

Description	Proposed New Tuition Revenue	Estimated Per Student FTE Impact	
		\$ Impact	% Increase
Legislative Match to Cover Compensation and Other Mandated Increases	\$1,183,789	\$63.23	1.49%
			0.00%
			0.00%
Total	\$1,183,789	\$63	1.49%

#### Summary Description and Explanation:

The impact on student access at WSU with this option will likely be minimal. However, the ability to continue to increase services to improve retention and completion would suffer for lack of funding. WSU staffing would continue to have difficulties in retaining quality faculty and staff and filling open positions.

# Board Materials

- Summary of institutional general student fees
- Shows current year and proposed next year fees
- Shows impact of fee reductions and moving fees to tuition

## Utah System of Higher Education

### FORM R-2: STUDENT FEE PROPOSAL

2021-22

Logan

Institution: Utah State University

Prepared by: WJP

Due Date: March 13, 2021

Submission Date: March 13, 2021

#### A. Current Year 2020-21

Fee Name	Category	15 Credit Hours or Full-time Student	Total Estimated Revenue
Activity	Student Activity/Support	\$74.60	\$1,310,500
Building	Building Support	\$294.60	\$5,175,900
Athletics	Athletic	\$279.28	\$4,905,400
Aggie Shuttle	Transportation	\$41.96	\$736,900
Health Services	Health	\$98.70	\$1,734,800
Technology	Technology	\$134.02	\$2,351,100
Campus Recreation	Student Activity/Support	\$74.40	\$1,305,200
Library	Student Activity/Support	\$67.42	\$1,188,700
Music & Theater	Student Activity/Support	\$21.28	\$374,000
Aggie Blue Bike	Transportation	\$5.56	\$96,900
Blue Goes Green	Student Activity/Support	\$6.14	\$106,700
Counseling & Psychological Services	Health	\$29.58	\$519,300
Total Fees		\$1,127.54	\$19,805,400

\$563.77

#### B. Proposed Year 2021-22

Fee Name	Category	15 Credit Hours or Full-time Student	Total Estimated Revenue
Activity	Student Activity/Support	\$74.18	\$1,303,200
Building	Building Support	\$305.18	\$5,362,400
Athletics	Athletic	\$226.56	\$3,979,500
Aggie Shuttle	Transportation	\$39.04	\$685,700
Health Services	Health	\$0.00	\$0
Technology	Technology	\$113.44	\$1,990,100
Campus Recreation	Student Activity/Support	\$73.96	\$1,297,400
Library	Student Activity/Support	\$64.02	\$1,128,700
Music & Theater	Student Activity/Support	\$21.16	\$371,700
Aggie Blue Bike	Transportation	\$0.00	\$0
Blue Goes Green	Student Activity/Support	\$0.00	\$0
Counseling & Psychological Services	Health	\$0.00	\$0
Total Fees		\$917.54	\$16,118,700

# Institutional Presentations

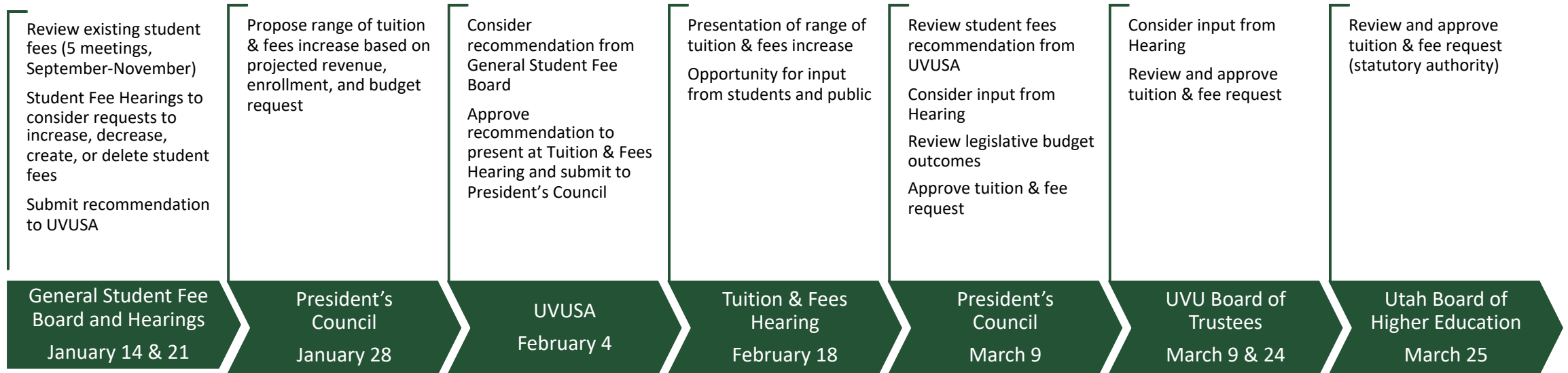
# 2021-22 UVU Tuition & Fees Proposal

March 25, 2021



UTAH  
SYSTEM OF  
HIGHER  
EDUCATION

# UVU Tuition & Fees Process



# Overview of Requests

	2020-21 Tuition & Fees	Tuition Adjustments		Student Fee Adjustments		Proposed 2021-22 Tuition & Fees	Total Tuition & Student Fees Adjustment	
		\$	%	\$	%		\$	%
Undergraduate Resident	\$5,906	\$176	3.39%	-\$72	-10.08%	\$6,010	\$104	1.76%
Undergraduate Non-Resident	\$16,806	\$358	2.22%	-\$72	-10.08%	\$17,092	\$286	1.70%
Graduate Resident	\$7,728	\$216	3.08%	-\$80	-12.50%	\$7,864	\$136	1.76%
Graduate Non-Resident	\$22,080	\$456	2.13%	-\$80	-12.50%	\$22,456	\$376	1.70%

Undergraduate: academic year, 15 credit hours per semester

Graduate: academic year, 12 credit hours per semester

**Request for 2021-22 Tuition & Fees to be effective Fall 2021**

# General Student Fees Recommendation



# Overview of General Student Fees

Fee Type	2020-21	Proposed Change	Shift to Tuition	Proposed Revised Fee
Student Programs	\$103.08	-\$5.66	Yes	\$97.42
Campus Recreation	\$53.00	-\$0.68	Yes	\$52.32
Arts	\$3.42	\$0.00	--	\$3.42
Building Bond	\$183.00	\$0.00	--	\$183.00
Student Center O&M	\$61.88	-\$3.52	Yes	\$58.36
Student Life & Wellness Center O&M	\$47.96	\$0.00	--	\$47.96
Athletics	\$209.70	-\$43.28	Yes	\$166.42
Health Services	\$22.94	-\$5.86	Yes	\$17.08
Student Computing	\$15.94	-\$15.94	Yes	\$0.00
UTA	\$13.08	\$0.00	--	\$13.08
<b>Total</b>	<b>\$714.00</b>	<b>-\$74.94</b>	<b>Yes</b>	<b>\$639.06</b>



# General Student Fees Moving to Tuition

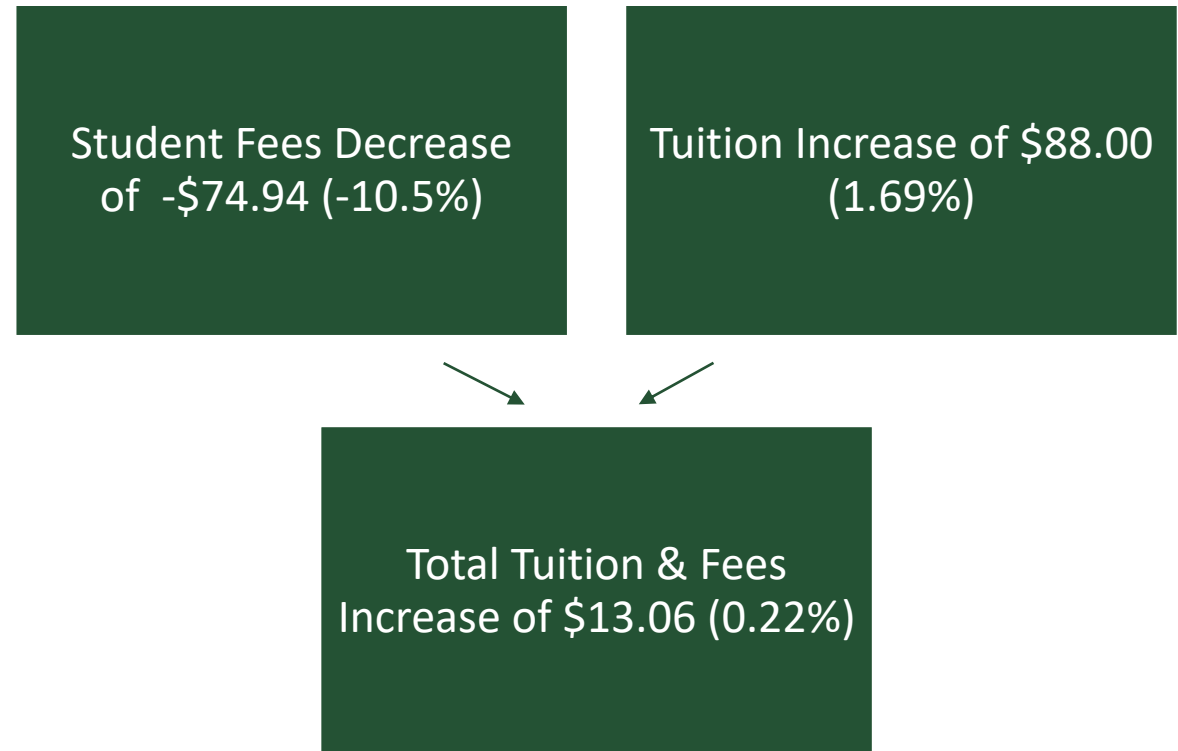
Review process led by UVU's General Student Fee Board

- Five meetings between September 21 – November 30

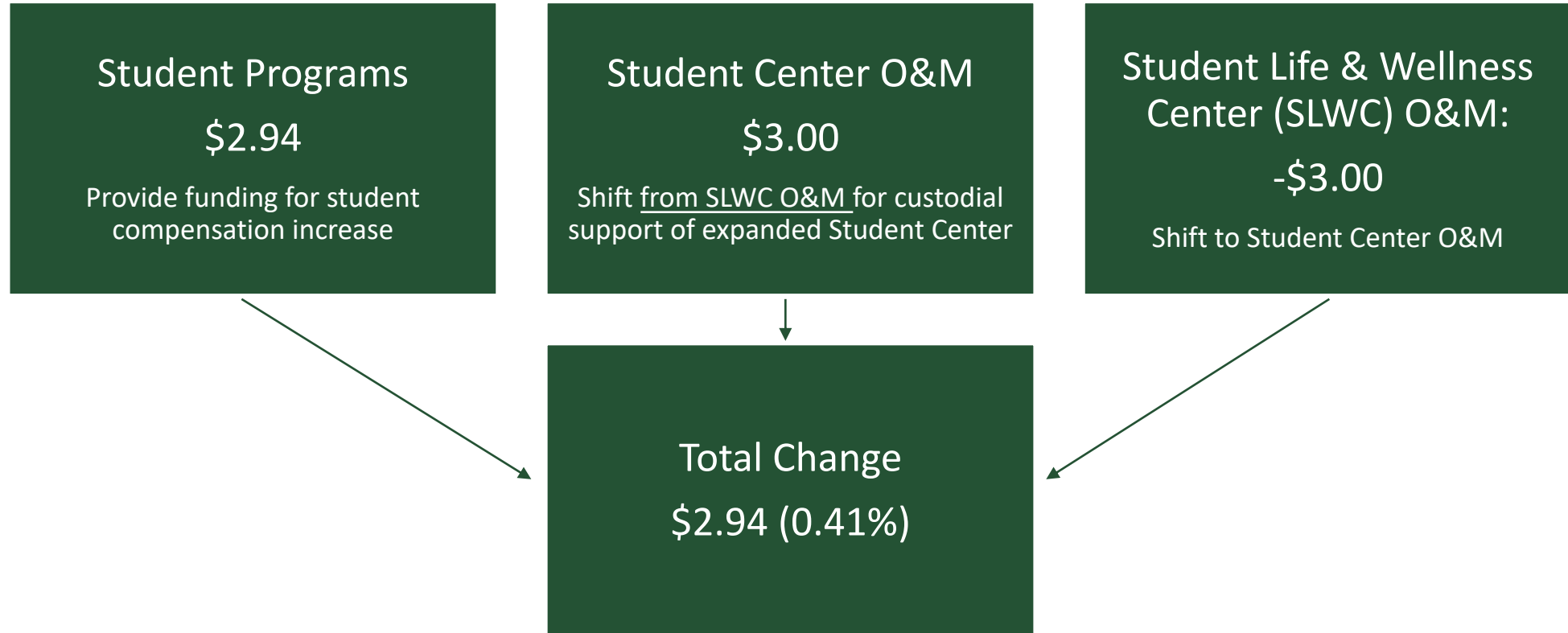
Focus on transitioning expenses to appropriated funds

- General administrative expenses (technology, IT support, marketing support, administrative staff)
- University services (student mental health, campus events)
- Core expenses not generally influenced by UVUSA (Athletics head coaches & 1<sup>st</sup> assistant coaches)

**As recommended by UVU's General Student Fee Board and approved by UVUSA, President's Council and Board of Trustees, UVU proposes a general student fee decrease of \$74.94 and a tuition increase of \$88.00 (net change of \$13.06) for both resident and non-resident students.**



# Additional General Student Fee Changes



# Recommended General Student Fees for 2021-22

Fee Type	2020-21	Total Proposed Change to Fees	Proposed 2021-22
Student Programs	\$103.08	-\$2.72	\$100.36
Campus Recreation	\$53.00	-\$0.68	\$52.32
Arts	\$3.42		\$3.42
Building Bond	\$183.00		\$183.00
Student Center O&M	\$61.88	-\$0.52	\$61.36
SLWC O&M	\$47.96	-\$3.00	\$44.96
Athletics	\$209.70	-\$43.28	\$166.42
Health Services	\$22.94	-\$5.86	\$17.08
Student Computing	\$15.94	-\$15.94	\$0.00
UTA	\$13.08		\$13.08
<b>Total</b>	<b>\$714.00</b>	<b>-\$72.00</b>	<b>\$642.00</b>

# 2021-22 Tuition Recommendation



A 10-year vision outlining how UVU's integrated dual mission will meet the higher education and workforce needs of Utah County, UVU's service region, and the state of Utah

# Proposed Adjustments to Tuition

	2020-21 Tuition	Legislative Mandates		Student Fee Shift		Institution Request		Proposed 2021-22 Tuition
		\$	%	\$	%	\$	%	
Undergraduate Resident	\$5,192.00	\$76.00	1.46%	\$88.00	1.69%	\$12.00	0.23%	\$5,368.00
Undergraduate Non-Resident	\$16,092.00	\$234.00	1.45%	\$88.00	0.55%	\$36.00	0.22%	\$16,450.00
Graduate Resident	\$7,008.00	\$103.00	1.47%	\$96.00	1.37%	\$17.00	0.24%	\$7,224.00
Graduate Non-Resident	\$21,360.00	\$312.00	1.46%	\$96.00	0.45%	\$48.00	0.22%	\$21,816.00

Undergraduate: academic year, 15 credit hours per semester

Graduate: academic year, 12 credit hours per semester

# Detail of Institutional Requests

---

## Faculty Merit, Rank, and Tenure Promotion

- \$12 (0.23%) tuition increase
- Reward faculty who exceed expectations



# Undergraduate Tuition (Academic Year)

Credit Hour	20-21 Resident	21-22 Resident	20-21 Non-Resident	21-22 Non-Resident
1	\$814.00	\$836.00	\$2,364.00	\$2,414.00
2	\$1,212.00	\$1,248.00	\$3,612.00	\$3,690.00
3	\$1,610.00	\$1,660.00	\$4,860.00	\$4,966.00
4	\$2,008.00	\$2,072.00	\$6,108.00	\$6,242.00
5	\$2,406.00	\$2,484.00	\$7,356.00	\$7,518.00
6	\$2,804.00	\$2,896.00	\$8,604.00	\$8,794.00
7	\$3,202.00	\$3,308.00	\$9,852.00	\$10,070.00
8	\$3,600.00	\$3,720.00	\$11,100.00	\$11,346.00
9	\$3,998.00	\$4,132.00	\$12,348.00	\$12,622.00
10	\$4,396.00	\$4,544.00	\$13,596.00	\$13,898.00
11	\$4,794.00	\$4,956.00	\$14,844.00	\$15,174.00
12	\$5,192.00	\$5,368.00	\$16,092.00	\$16,450.00

Credit Hour	20-21 Resident	21-22 Resident	20-21 Non-Resident	21-22 Non-Resident
13	\$5,192.00	\$5,368.00	\$16,092.00	\$16,450.00
14	\$5,192.00	\$5,368.00	\$16,092.00	\$16,450.00
15	\$5,192.00	\$5,368.00	\$16,092.00	\$16,450.00
16	\$5,192.00	\$5,368.00	\$16,092.00	\$16,450.00
17	\$5,192.00	\$5,368.00	\$16,092.00	\$16,450.00
18	\$5,192.00	\$5,368.00	\$16,092.00	\$16,450.00
19	\$5,590.00	\$5,780.00	\$17,340.00	\$17,726.00
20	\$5,988.00	\$6,192.00	\$18,588.00	\$19,002.00
21	\$6,386.00	\$6,604.00	\$19,836.00	\$20,278.00
22	\$6,784.00	\$7,016.00	\$21,084.00	\$21,554.00
23	\$7,182.00	\$7,428.00	\$22,332.00	\$22,830.00
24	\$7,580.00	\$7,840.00	\$23,580.00	\$24,106.00
25	\$7,978.00	\$8,252.00	\$24,828.00	\$24,828.00


# Graduate Tuition (Academic Year)

Credit Hour	20-21 Resident	21-22 Resident	20-21 Non-Resident	21-22 Non-Resident
1	\$584.00	\$602.00	\$1,780.00	\$1,818.00
2	\$1,168.00	\$1,204.00	\$3,560.00	\$3,636.00
3	\$1,752.00	\$1,806.00	\$5,340.00	\$5,454.00
4	\$2,336.00	\$2,408.00	\$7,120.00	\$7,272.00
5	\$2,920.00	\$3,010.00	\$8,900.00	\$9,090.00
6	\$3,504.00	\$3,612.00	\$10,680.00	\$10,908.00
7	\$4,088.00	\$4,214.00	\$12,460.00	\$12,726.00
8	\$4,672.00	\$4,816.00	\$14,240.00	\$14,544.00
9	\$5,256.00	\$5,418.00	\$16,020.00	\$16,362.00
10	\$5,840.00	\$6,020.00	\$17,800.00	\$18,180.00
11	\$6,424.00	\$6,622.00	\$19,580.00	\$19,998.00
12	\$7,008.00	\$7,224.00	\$21,360.00	\$21,816.00

Credit Hour	20-21 Resident	21-22 Resident	20-21 Non-Resident	21-22 Non-Resident
13	\$7,592.00	\$7,826.00	\$23,140.00	\$23,634.00
14	\$8,176.00	\$8,428.00	\$24,920.00	\$25,452.00
15	\$8,760.00	\$9,030.00	\$26,700.00	\$27,270.00
16	\$9,344.00	\$9,632.00	\$28,480.00	\$29,088.00
17	\$9,928.00	\$10,234.00	\$30,260.00	\$30,906.00
18	\$10,512.00	\$10,836.00	\$32,040.00	\$32,724.00
19	\$11,096.00	\$11,438.00	\$33,820.00	\$34,542.00
20	\$11,680.00	\$12,040.00	\$35,600.00	\$36,360.00
21	\$12,264.00	\$12,642.00	\$37,380.00	\$38,178.00
22	\$12,848.00	\$13,244.00	\$39,160.00	\$39,996.00
23	\$13,432.00	\$13,846.00	\$40,940.00	\$41,814.00
24	\$14,016.00	\$14,448.00	\$42,720.00	\$43,632.00
25	\$14,600.00	\$15,050.00	\$44,500.00	\$45,450.00



# Tuition & Fees Comparison

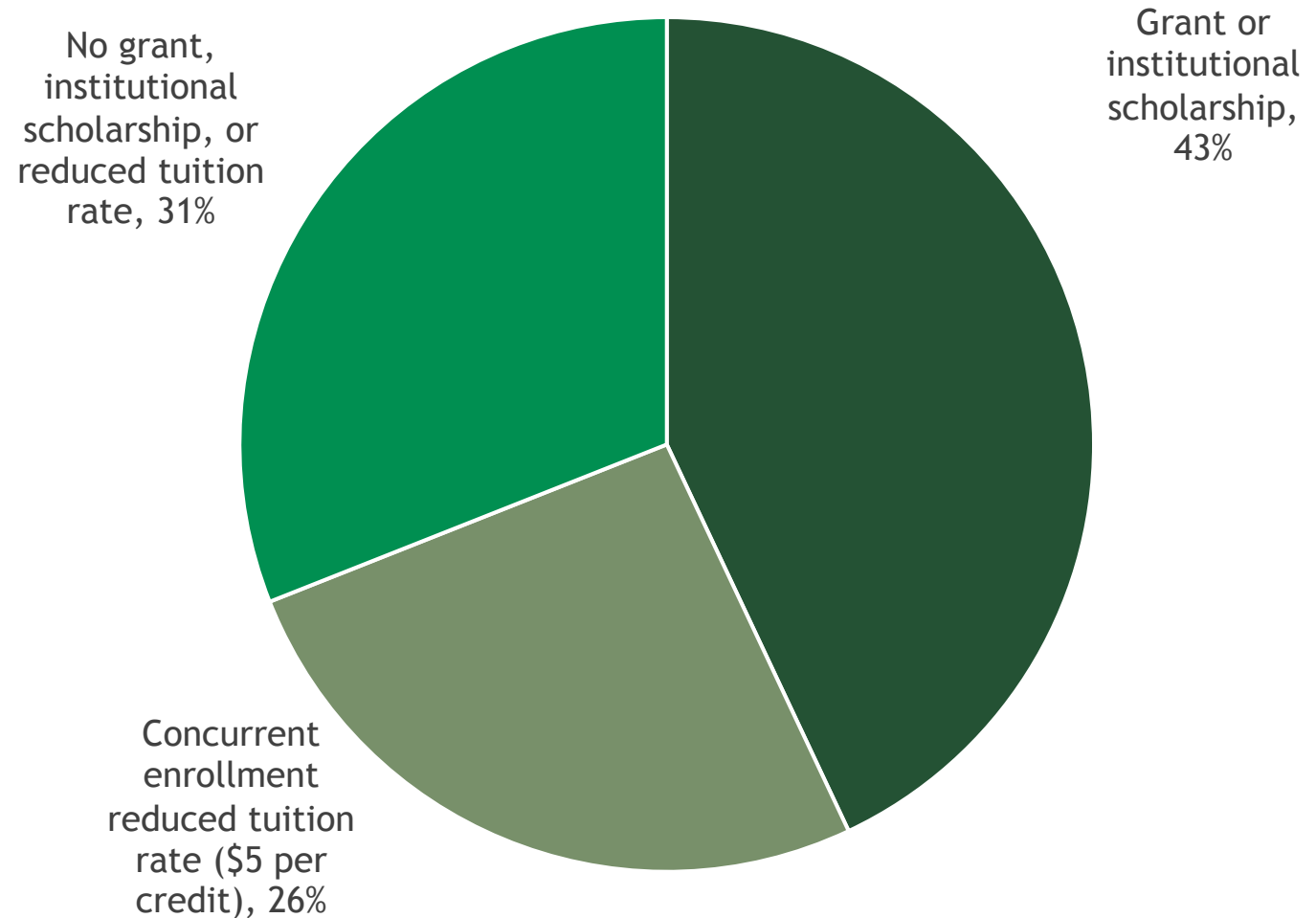


# Affordable Education: Discounted Tuition vs Sticker Price

UVU's "sticker price" for tuition is not the actual price our students pay

- 43% of our students receive some form of financial aid that does not need to be repaid
- Concurrent Enrollment students pay a steeply discounted tuition of only \$5 per credit
- Based on this data, UVU's estimated discounted tuition rate is \$1,904 (meaning average out-of-pocket tuition paid by UVU students)

UVU Undergraduate Students Receiving Grant, Scholarship, or Reduced Tuition Rate, 2018-19



In the 2020 College Guide and Rankings, *Washington Monthly* took a look at hundreds of academic institutions in the Western United States. Based on three broad categories — social mobility, research, and providing opportunities for public service — here's how Utah Valley University stacked up.

Four-Year Institutions in the West 215 ranked




EARNINGS  
PERFORMANCE RANK

UVU ranked highest  
among public  
institutions in Utah

BEST "BANG FOR THE  
BUCK" RANK

*The schools where students  
with modest means get the  
most for their money.*

UVU #2  
among public  
institutions in  
Utah



NET PRICE RANK

*Actual cost of attendance  
for first-time, full-time  
students with family income  
of less than \$75k per year.*

UVU top 20  
in the West

Master's Degree Institutions 614 ranked

EARNINGS  
PERFORMANCE RANK

UVU #20 & only  
public university  
in Utah in the  
top 100



NET PRICE RANK

*Actual cost of attendance for  
first-time, full-time, in-state  
students with family annual  
income below \$75k (over the  
last three years).*

UVU #23 out of  
614 institutions



SOCIAL MOBILITY RANK

*Based on graduation rate, net  
price, number of Pell Grant  
recipients.*

UVU only public  
university in  
the state in the  
top 50

Source: Washington Monthly

UVU

#3 IN THE NATION for BEST RETURN on investment

— BUSINESS INSIDER

Rank:	#1
School:	Utah Valley University
Annual Tuition:	\$5,726
Salary Score:	67.40

GradReports

BEST COLLEGES

Utah

★ 2021 ★

#1 College in Utah for Alumni Earnings

# Additional Tuition & Fee Proposals

- Establish new graduate differential tuition scale for Physician Assistant program
- Align new graduate programs with existing related-discipline differential graduate tuition scales in accordance with their new program approval financing request
  - Master of Clinical Mental Health Counseling and Master of Education in School Counseling with the Master of Social Work and Master of Marriage and Family Therapy
  - Master of Engineering & Technology Management with Master of Cybersecurity and Master of Public Services
- Eliminate non-resident tuition & fees for graduate students in *online-only* graduate programs (Master of Science in Nursing and Master of Public Services)
- Remove tuition plateau (12-18 credits) for MBA graduate tuition & fee scales

# Overview of Requests

	2020-21 Tuition & Fees	Tuition Adjustments		Student Fee Adjustments		Proposed 2021-22 Tuition & Fees	Total Tuition & Student Fees Adjustment	
		\$	%	\$	%		\$	%
Undergraduate Resident	\$5,906	\$176	3.39%	-\$72	-10.08%	\$6,010	\$104	1.76%
Undergraduate Non-Resident	\$16,806	\$358	2.22%	-\$72	-10.08%	\$17,092	\$286	1.70%
Graduate Resident	\$7,728	\$216	3.08%	-\$80	-12.50%	\$7,864	\$136	1.76%
Graduate Non-Resident	\$22,080	\$456	2.13%	-\$80	-12.50%	\$22,456	\$376	1.70%

Undergraduate: academic year, 15 credit hours per semester

Graduate: academic year, 12 credit hours per semester

**Request for 2021-22 Tuition & Fees to be effective Fall 2021**



THANK YOU FOR  
YOUR SUPPORT!

# Motion

## *Utah Valley University Tuition and Fees*

**MOTION 1:** I move to approve the proposed tuition and fee adjustments, including moving general student fees to tuition as recommended by the Utah Valley University Board of Trustees.

**MOTION 2:** I move to approve the differential tuition schedules for:

1. Masters Physician Assistant
2. M. Ed. School Counseling
3. M.S. Engineering and Tech. Management
4. M.S. Clinical Mental Health Counselor



# WEBER STATE UNIVERSITY

## WSU Tuition and Fees Adjustment Hearings For FY22

March 16, 2021







<https://affordableschools.net/50-affordable-colleges-best-return/>

**USHE's Only Top 50 School**  
**Only Open Enrollment Top 50 School**

# BEYOND STICKER PRICE

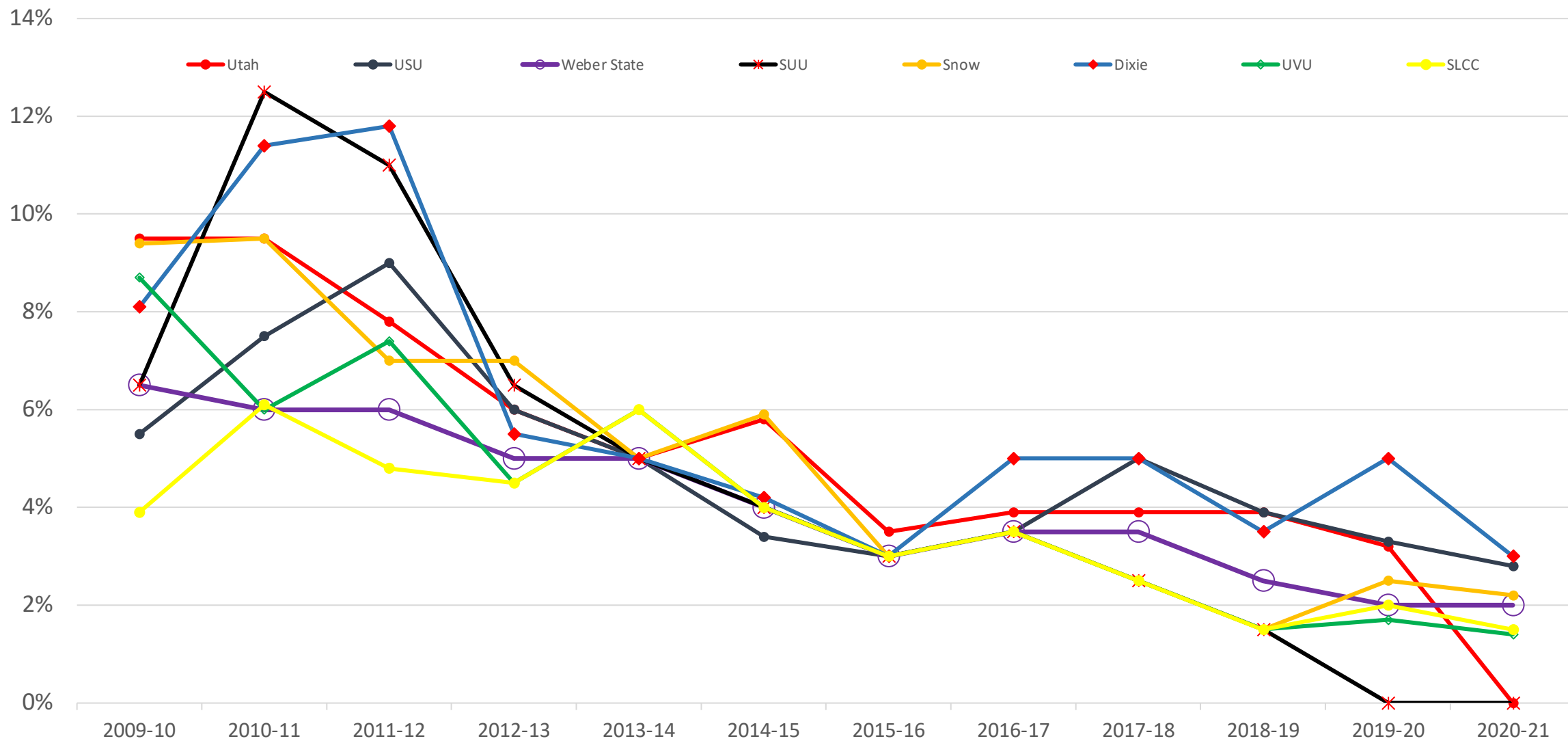
WSU PROVIDED MORE  
THAN

**\$92 MILLION**

IN SCHOLARSHIPS & FINANCIAL AID  
TO **13,145 STUDENTS** FOR THE  
2018-19 ACADEMIC YEAR



# Utah Tuition Rate Changes 2009-10 to 2020-21



**WSU FY22 Budget Guiding Principles-DRAFT**

**1. Affordability Compact**

- Maintain low tuition levels while encouraging legislative commitment to higher education
- Keep WSU affordable to low-income families through Dream Weber and other programs

**2. Internal Efficiencies/Reallocations**

- Seek first internal sources for current organizational budgetary needs

**3. Quality Faculty and Programs**

- Encourage quality teaching, research, scholarship through incentive pay for faculty
- Build and support academic programs that address regional economic development needs

**4. Student Success**

- Increase the availability of necessary courses to graduation
- Increase and improve academic advising
- Target at-risk students early and provide adequate support for success

**5. Access and Support for Underrepresented Groups**

- Connect with local minority communities and build high-school to college bridges
- Increase tutoring resources for educationally disadvantaged populations

**6. Budget Maintenance**

- Cover mandated cost increases
- Provide competitive compensation for employees
- Optimize fringe benefit programs
- Improve the University while simultaneously accommodating necessary budget cuts

**7. Recruiting & Retention**

- Establish student recruitment and retention as institutional core-competencies

I. Division - All Divisions

Date	Source Index & Name	Destination Index & Name	Reason for Transfer	Amount	Net FTE Change
A. 6/30/20	216305--Fuel & Power	Various Project Indexes	Reallocated Fuel & Power Savings (One-time) to Additional Energy Efficiency Projects	\$2,698,826	0.00
B. 6/30/20	215240-Env Hlth & Sfty	215240-Env Hlth & Sfty	Eliminate 2 Positions While Transferring Program to Department of Public Safety	\$115,600	(2.00)
C. 6/30/20	214040-Athletics Admin	214040-Athletics Admin	Eliminate 3 Positions in Wildcat Athletics	\$139,200	(3.00)
D. 6/30/20	Various	2161--FM Admin	Reallocations to Create Creative Director Position serving Athletics/FM/Campus Stores	\$83,929	(1.00)
E. 6/30/20	201040 FL	201010 DOVAD	Instructor position moved from Foreign Language to Visual Arts	\$42,900	0.00
F. 6/30/20	205030 Physics	205030 Physics	Physics faculty going to .5 FTE plus savings on turnover to create new 1.0 FTE faculty	\$91,520	0.50
G. 6/30/20	213450 COS Dean	213450 COS Dean	Savings on staff turnover to create a .75 FTE Community Outreach Coordinator	\$50,862	0.75
H. 6/30/20	213400 DCHP Dean	213400 DCHP Dean	Closed staff position for Outreach and Grants Coordinator - College of Health Professions	\$60,060	0.00
I. 6/30/20	200052 MSRS	200052 MSRS	Closed a staff position to create a new faculty position in Radiologic Sciences	\$79,425	0.00
J. 6/30/20	203022 ENS	203022 ENS	Closed a staff position to create a new faculty position in Exercise Sport Science	\$81,510	0.00
K. 10/11/19	213026 - Student to Student	213026 - Student to Student	Conversion of Coordinator to Assistant Director	\$12,558	0.00
L. 1/1/20	214411 - Dean of Students	214411 - Dean of Students	Partial conversion of Assistant Dean position to Director	\$70,000	0.25
M. 2/1/20	214145 - SA Assessment	214507 - SA Strategic Initiatives	Partial conversion of Executive Director position to Director	\$60,000	0.00
N. 5/12/20	213026 - Student to Student	213026 - Student to Student	Conversion of College Access replacement position from part time to full time	\$35,700	0.50
O. 6/20/20	214145 - SA Assessment	214145 - SA Assessment	Conversion of Assistant Dean/Executive Director position to partially fund Data Analyst	\$35,000	1.00
O. 6/20/20	Various	Various	Reorganize Walker Institute and Governmental Relations	\$202,418	(0.50)
P. 6/30/20	248105-Waldo's Concession	248105-Waldo's Concessions	Reorganize Campus Concessions Operations	\$61,000	(1.00)
Q. 8/8/19	318501 - Student Health Cer	318501 - Student Health Center	Conversion of LPN and lab specialist positions to Medical Assistants	\$59,000	0.00
R. 9/4/19	318501 - Student Health Cer	318530 - Student Wellness	Fund new Student Wellness Programming specialist	\$29,060	0.75
Total				\$4,008,568	(3.75)



# Key Dates – Input and Oversight

- Student Fee Recommendation Committee Action: 2/10/21
- Truth in Tuition/Student Hearing: 2/22/21
- Student Leadership Review: 2/22/21
- Board of Trustee Hearing: 3/16/21
- Board of Higher Education Final Action: 3/26/21
- Effective Date of Rate Changes: Summer Semester 2021



# Overview of Requests

	Current Tuition and Fees	\$ Tuition Adjustments	% Tuition Adjustments	\$ Student Fee Adjustments	% Student Fee Adjustments	Proposed Tuition and Fees	% Change
Undergraduate Resident	\$6,106	\$239	4.70%	(\$117)	(11.5%)	\$6,228	2.00%
Undergraduate Non-Resident	\$16,288	\$473	3.10%	(\$117)	(11.5%)	\$16,645	2.19%
Graduate Resident	\$6,615	\$263	4.70%	(\$117)	(11.5%)	\$6,761	2.21%
Graduate Non-Resident	\$17,816	\$521	3.10%	(\$117)	(11.5%)	\$18,220	2.27%

Undergraduate: academic year, 15 credit hours per semester

Graduate: academic year, 12 credit hours per semester

- Effective Date: Summer Semester 2021



# General Student Fees Recommendation



# Overview of General Student Fees

Fee Description	2020-21 Current Fee	2021-22 Fee Request	Move to Tuition	\$ Change	% Change
Activity Fee	\$267.90	\$235.20	Partial	-\$32.68	-12.20%
Building Fee	\$250.58	\$252.44	No	\$1.86	0.74%
Athletic Fee	\$152.72	\$156.28	No	\$3.56	2.33%
Union Fee	\$73.56	\$73.30	Partial	-\$0.26	-0.35%
Computer Lab Fee	\$27.10	\$0.00	Yes	-\$27.10	-100%
Recreation Fee	\$79.56	\$82.78	No	\$3.22	4.05%
Medical Fee	\$62.54	\$64.60	No	\$2.06	3.29%
Transportation Fee	\$15.30	\$15.38	No	\$0.08	0.52%
Computer Fee	\$67.94	\$0.00	Yes	-\$67.94	-100%
Records Fee	\$19.00	\$19.00	No	\$0.00	0.00%
Total	\$997.20	\$880.00	Partial	-\$117.20	-11.53%



“... may not use revenue from general student fees to fund instruction, academic support, general administrative expenses, or other expenses that should reasonably be covered with state appropriations or tuition.”

Allowable Purposes:

1. Student-Approved Facility Construction
2. Student-Approved Facility Operation
3. Student Activities, Programs, and Services



# General Student Fees Moving to Tuition

(Annual Total \$2,145,923 )

- Discussion of Process (Move Instructional /Admin/Other Expenses)
- Detail on the Impacts
  - Overall, a -\$130.62 decrease in student fees will result in a \$137.66 increase in tuition
  - Total -12.85% decrease in student fees resulting in a total 2.70% increase in tuition
- Recommendation to the Board - Fees to Move
  - Children's School \$146,196    Creative Writing \$3,180    Davis Learning Ctr. \$307,304
  - Computer Labs \$499,969    Honors Program \$1,650    Performing Arts \$35,696
  - UG Research \$35,491    VPSA Operations \$16,438    Online Delivery Fee \$1,100,000




# Additional General Student Fee Changes

- Also Proposed – 1.5% General Student Fee Increase or \$238,952:
  - \$115,313 - Scholarship and Compensation Increases (ongoing)
  - \$43,264 - Building Fee (ongoing)
  - \$23,000 - Athletics (1-time and ongoing)
  - \$22,210 - Disability Services (1-time and ongoing)
  - \$19,165 - Counseling and Psychological Services (ongoing)
  - \$11,000 - Campus Recreation (1-time and ongoing)
  - \$10,000 - Center for Community and Engaged Learning (1-time)
  - \$5,000 - Model UN (1-time)
  - \$5,000 - Peer Mentoring (1-time)
  - \$2,500 - Debate (1-time)
  - \$1,500 - Stress Relief Center (1-time)
  - \$1,000 - Money Management Center (1-time)



# 2021-22 Tuition Recommendation



# Proposed Adjustments to Tuition

	Current Tuition	\$ Increase Legislative Mandates	% Increase Legislative Mandates	\$ Increase Student Fees	% Increase Student Fees	\$ Increase Institution Request	% Increase Institution Request	Proposed Tuition
Undergraduate Resident	\$5,090	\$76	1.49%	\$137	2.70%	\$26	0.51%	\$5329
Undergraduate Non-Resident	\$15,272	\$228	1.49%	\$168	1.10%	\$78	0.51%	\$15,746
Graduate Resident	\$5,599	\$83	1.49%	\$151	2.70%	\$29	0.51%	\$5,862
Graduate Non-Resident	\$16,799	\$250	1.49%	\$184	1.10%	\$86	0.51%	\$17,320

Undergraduate: academic year, 15 credit hours per semester

Graduate: academic year, 12 credit hours per semester



# Detail of Institutional Tuition Requests

- Faculty Promotions – Total Need \$495,000
  - Faculty Promotions are budgeted separately from general salary increases
  - They are driven by policy as faculty progress through the rank/tenure process
  - WSU was allowed to ask for this funding from the Legislature (unfunded)
  - \$304,158 will come from Reallocations/Performance Funding
  - It is requested that the remainder come from new tuition dollars (\$190,842)
  - This represents a 0.25% tuition increase



# Detail of Institutional Tuition Requests

- Fuel and Power Rate Increases – Total Need \$128,000
  - The Utah Legislature has consistently declined to fund F&P rate increases
  - During FY21 WSU will incur a 1.5% increase in its Power Rates
  - During FY21 WSU will incur a 4.0% increase in its Natural Gas Rates
  - During FY21 WSU will incur a 7.5% increase in its Water Rates
  - \$128,000 is needed to maintain the purchasing power of our utility accounts
  - It is requested that these funds come from new tuition dollars
  - This represents a 0.16% tuition increase



# Detail of Institutional Tuition Requests

- Administrative Software Upgrades – Total Need \$84,000
  - WSU's HR Software suite is marginally functional and outdated
  - We have relied on inferior products for many years (due to cost)
  - As the University grows these functions need to be updated and enhanced
  - An RFP is underway to select a new software provider
  - Functions include Hiring, Comp., Performance Evaluation, Benefits Admin.
  - \$84,000 is needed for this purpose
  - It is requested that these funds come from new tuition dollars
  - This represents a 0.10% tuition increase







**SR: 210222-01**  
**Sponsor: Cassie Strong, Housing and Residence Life**  
**Cosponsor: Mykala Spangler, Students with Disabilities**

**A Resolution Pertaining to the Truth in Tuition Hearing**

WHEREAS: The Weber State University administration presented the Truth in Tuition plan for the 2021-2022 academic year to the Weber State University Student Association Senate on February 22, 2021.

**NOW, THEREFORE, LET IT BE ENACTED BY THE WEBER STATE UNIVERSITY STUDENT ASSOCIATION SENATE THAT:**

Upon the passing of this resolution the Weber State University Student Association Senate acknowledges their receipt of information regarding changes in tuition for the 2021-2022 academic year and approves these changes.

**ACTIONS**

Date: 2-22-2021

Yea: 17      Nay: 3      Abstentions: 2

Result:  Pass / Fail

*Hannah Olsen*  
\_\_\_\_\_  
Hannah A. Olsen  
WSUSA Legislative Vice President (Senate President)

2-22-2021  
Date

*Julio Otay*  
\_\_\_\_\_  
Julio Otay  
WSUSA Senate Vice Chair

02-22-2021  
Date



# Current and Proposed Undergrad. Tuition Schedule

(Per Semester)

Credit Hour	Current Resident	Proposed Resident	Current Non-Res.	Proposed Non-Res.
1	\$458.18	\$479.72	\$1,374.79	\$1,417.41
2	\$666.85	\$698.20	\$2,000.92	\$2,062.95
3	\$875.52	\$916.68	\$2,627.05	\$2,708.49
4	\$1,084.19	\$1,135.16	\$3,253.18	\$3,354.03
5	\$1,292.86	\$1,353.64	\$3,879.31	\$3,999.57
6	\$1,501.53	\$1,572.12	\$4,505.44	\$4,645.11
7	\$1,710.20	\$1,790.60	\$5,131.57	\$5,290.65
8	\$1,918.87	\$2,009.08	\$5,757.70	\$5,936.19
9	\$2,127.54	\$2,227.56	\$6,383.83	\$6,581.73
10	\$2,336.21	\$2,446.04	\$7,009.96	\$7,227.27
11	\$2,544.88	\$2,664.52	\$7,636.09	\$7,872.81
12	\$2,544.88	\$2,664.52	\$7,636.09	\$7,872.81
13	\$2,544.88	\$2,664.52	\$7,636.09	\$7,872.81

Credit Hour	Current Resident	Proposed Resident	Current Non-Res.	Proposed Non-Res.
14	\$2,544.88	\$2,664.52	\$7,636.09	\$7,872.81
15	\$2,544.88	\$2,664.52	\$7,636.09	\$7,872.81
16	\$2,544.88	\$2,664.52	\$7,636.09	\$7,872.81
17	\$2,544.88	\$2,664.52	\$7,636.09	\$7,872.81
18	\$2,544.88	\$2,664.52	\$7,636.09	\$7,872.81
19	\$2,753.55	\$2,883.00	\$8,262.22	\$8,518.36
20	\$2,962.22	\$3,101.48	\$8,888.35	\$9,163.89
21	\$3,170.89	\$3,319.96	\$9,514.48	\$9,809.43
22	\$3,379.56	\$3,538.44	\$10,140.61	\$10,454.97
23	\$3,588.23	\$3,756.92	\$10,766.74	\$11,100.51
24	\$3,796.90	\$3,975.40	\$11,392.87	\$11,746.05
25	\$4,005.57	\$4,193.88	\$12,019.00	\$12,391.59

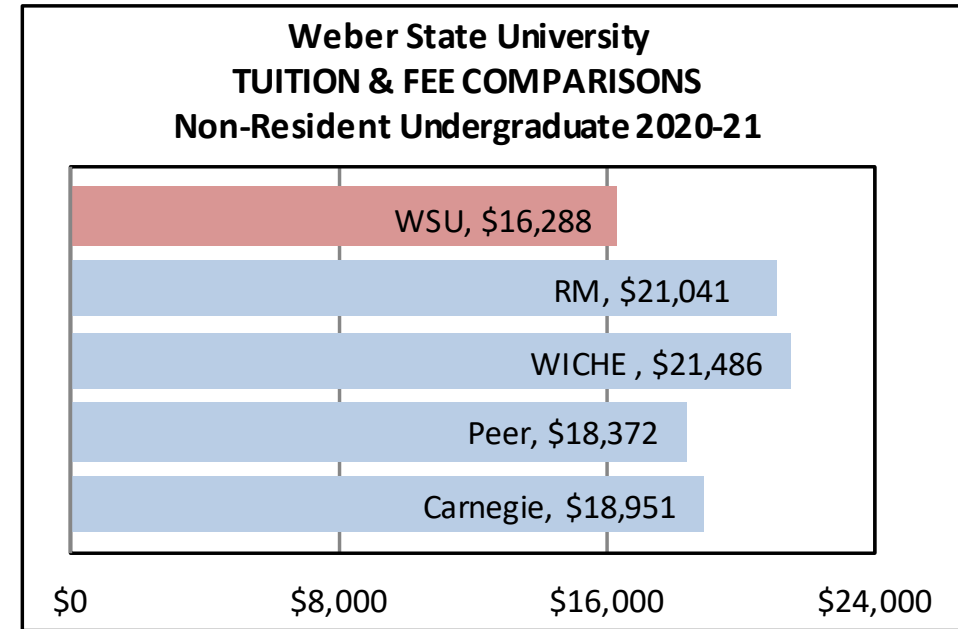
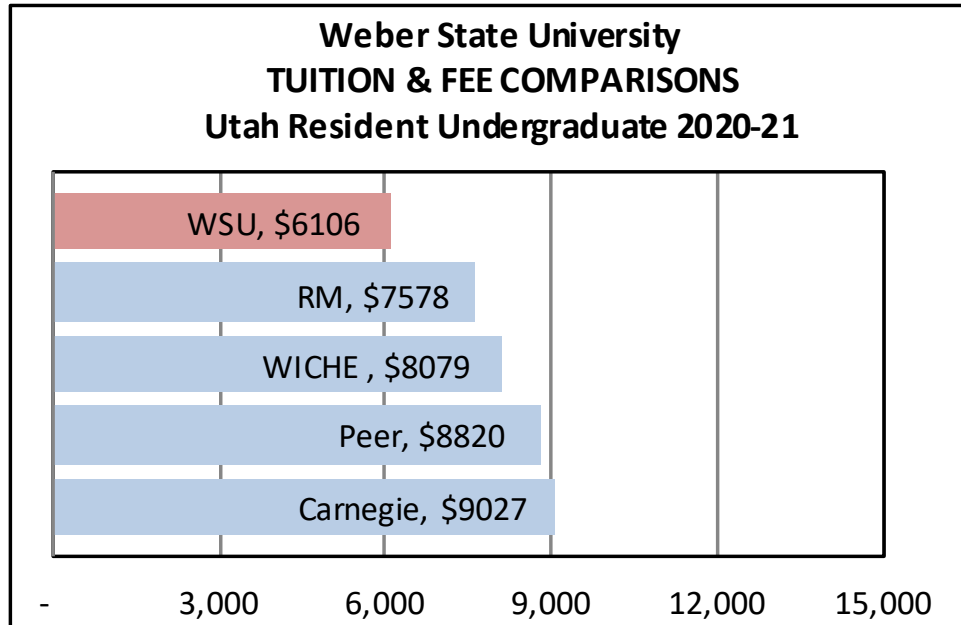
# Current and Proposed Graduate Tuition Schedule

(Per Semester)

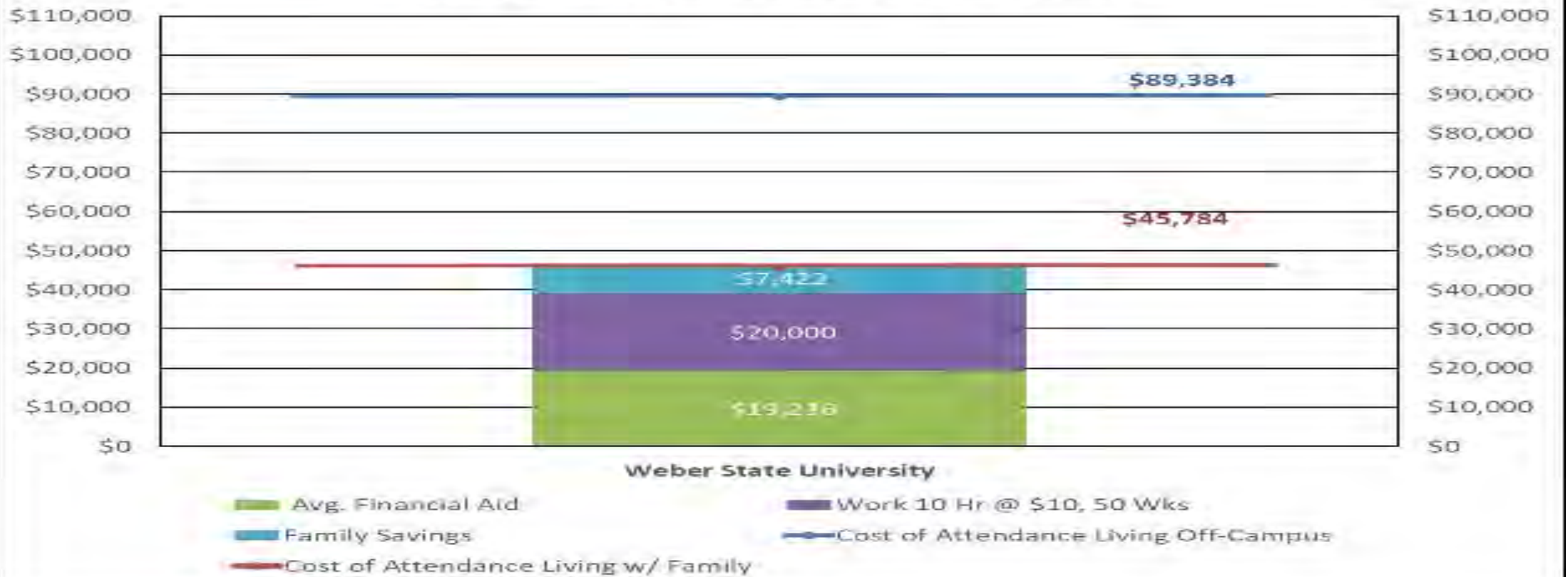
Credit Hour	Current Resident	Proposed Resident	Current Non-Res.	Proposed Non-Res.
1	\$504.00	\$527.69	\$1,512.27	\$1,559.15
2	\$733.54	\$768.02	\$2,201.01	\$2,269.24
3	\$963.08	\$1,008.35	\$2,889.75	\$2,979.33
4	\$1,192.62	\$1,248.68	\$3,578.49	\$3,689.42
5	\$1,422.16	\$1,489.01	\$4,267.23	\$4,399.51
6	\$1,651.70	\$1,729.34	\$4,955.97	\$5,109.60
7	\$1,881.24	\$1,969.67	\$5,644.71	\$5,819.69
8	\$2,110.78	\$2,210.00	\$6,333.45	\$6,529.78
9	\$2,340.32	\$2,450.33	\$7,022.19	\$7,239.87
10	\$2,569.86	\$2,690.66	\$7,710.93	\$7,949.96
11	\$2,799.40	\$2,930.99	\$8,399.67	\$8,660.05
12	\$2,799.40	\$2,930.99	\$8,399.67	\$8,660.05
13	\$2,799.40	\$2,930.99	\$8,399.67	\$8,660.05

Credit Hour	Current Resident	Proposed Resident	Current Non-Res.	Proposed Non-Res.
14	\$2,799.40	\$2,930.99	\$8,399.67	\$8,660.05
15	\$2,799.40	\$2,930.99	\$8,399.67	\$8,660.05
16	\$2,799.40	\$2,930.99	\$8,399.67	\$8,660.05
17	\$2,799.40	\$2,930.99	\$8,399.67	\$8,660.05
18	\$2,799.40	\$2,930.99	\$8,399.67	\$8,660.05
19	\$3,028.94	\$3,171.32	\$9,088.41	\$9,370.14
20	\$3,258.48	\$3,411.65	\$9,777.15	\$10,080.23
21	\$3,488.02	\$3,651.98	\$10,465.89	\$10,790.32
22	\$3,717.56	\$3,892.31	\$11,154.63	\$11,500.41
23	\$3,947.10	\$4,132.64	\$11,843.37	\$12,210.50
24	\$4,176.64	\$4,372.97	\$12,532.11	\$12,920.59
25	\$4,406.18	\$4,613.30	\$13,220.85	\$13,630.68

# Affordability



### Cost of 4-Year Attendance compared to Financial Aid and Rule of 10





### Full-time students (12+ credits)

- 70% receive aid
- Average: \$1,658

### Dream Weber

- Criteria:
  - Utah resident
  - Pell eligible
  - <\$40k HH income
  - 12 credits semester
- 2,750 students for 2020-21

# Affordability

# Differential Tuition (Master in Social Work)

- MSW will begin classes in Fall 2021
- It is expected that the program will quickly grow to 20 students
- It is proposed that the existing graduate tuition schedule for Criminal Justice and Education be used for Social Work
- This schedule uses the basic graduate rates plus a differential per credit hour of \$78.82



**MASTER OF CRIMINAL JUSTICE, EDUCATION, AND SOCIAL WORK**  
 Weber State University  
 Tuition and Fee Schedule  
 For Fiscal Year 2021-2022

**RESIDENT STUDENTS**

Credit Hours	2020-2021			2021-2022		
	Tuition	Fees	Tuition & Fees	Tuition	Fees	Tuition & Fees
1	579.23	135.30	714.53	605.51	119.70	725.21
2	894.10	172.58	1,066.68	925.66	152.63	1,078.34
3	1,183.92	209.86	1,393.78	1,244.81	185.86	1,430.67
4	1,463.74	247.14	1,710.88	1,563.96	218.54	1,782.50
5	1,798.56	284.42	2,082.98	1,883.11	251.52	2,134.63
6	2,103.38	321.70	2,425.08	2,202.26	284.50	2,486.76
7	2,408.20	358.98	2,767.18	2,521.41	317.58	2,838.99
8	2,713.02	396.26	3,109.28	2,840.56	350.55	3,191.12
9	3,017.84	433.54	3,451.38	3,159.71	383.54	3,543.25
10	3,322.66	470.82	3,793.48	3,478.86	416.52	3,895.38
11	3,627.48	508.10	4,135.58	3,798.01	449.50	4,247.51
12	3,932.30	545.38	4,477.68	3,917.16	482.48	4,399.64
13	3,778.04	508.10	4,286.14	3,959.65	449.50	4,409.15
14	3,853.32	508.10	4,361.42	4,034.47	449.50	4,483.97
15	3,928.60	508.10	4,436.70	4,113.29	449.50	4,562.79
16	4,003.88	508.10	4,511.98	4,192.11	449.50	4,641.61
17	4,079.16	508.10	4,587.26	4,270.93	449.50	4,720.43
18	4,154.44	508.10	4,662.54	4,349.75	449.50	4,799.25
19	4,459.25	508.10	4,967.35	4,669.90	449.50	5,119.40
20	4,764.03	508.10	5,272.13	4,988.05	449.50	5,437.55
21	5,068.80	508.10	5,576.90	5,307.20	449.50	5,756.70
22	5,373.72	508.10	5,881.82	5,626.35	449.50	6,075.85
23	5,678.54	508.10	6,186.64	5,945.50	449.50	6,395.00
24	5,983.36	508.10	6,491.46	6,264.65	449.50	6,714.15
25	6,288.15	508.10	6,796.25	6,583.80	449.50	7,033.30

Budget Office

Tuition Schedule 2021-2022 4.7%, 3.1% & -11.5% 2-17-21

**MASTER OF CRIMINAL JUSTICE, EDUCATION, AND SOCIAL WORK**  
 Weber State University  
 Tuition and Fee Schedule  
 For Fiscal Year 2021-2022

**NON-RESIDENT STUDENTS**

Credit Hours	2020-2021			2021-2022		
	Tuition	Fees	Tuition & Fees	Tuition	Fees	Tuition & Fees
1	1,537.55	135.30	1,722.85	1,637.97	119.70	1,757.67
2	2,351.57	172.58	2,524.15	2,426.89	152.68	2,579.56
3	3,115.59	209.86	3,325.45	3,215.79	185.86	3,401.65
4	3,879.61	247.14	4,126.75	4,004.70	218.64	4,223.34
5	4,643.63	284.42	4,928.05	4,793.91	251.62	5,045.53
6	5,407.65	321.70	5,729.35	5,582.52	284.60	5,867.12
7	6,171.67	358.98	6,530.65	6,371.43	317.58	6,689.01
8	6,935.69	396.26	7,331.95	7,160.54	350.55	7,511.09
9	7,699.71	433.54	8,133.25	7,949.25	383.54	8,332.79
10	8,463.73	470.82	8,934.55	8,738.16	416.52	9,154.68
11	9,227.75	508.10	9,735.85	9,527.07	449.50	9,976.57
12	9,303.03	508.10	9,811.13	9,606.89	449.50	10,056.39
13	9,378.31	508.10	9,886.41	9,681.71	449.50	10,136.21
14	9,453.59	508.10	9,961.69	9,763.63	449.50	10,216.03
15	9,528.87	508.10	10,036.97	9,842.35	449.50	10,295.85
16	9,604.15	508.10	10,112.25	9,921.17	449.50	10,375.67
17	9,679.43	508.10	10,187.53	9,999.99	449.50	10,455.49
18	9,754.71	508.10	10,262.81	10,078.81	449.50	10,535.31
19	10,618.73	508.10	11,026.83	10,687.72	449.50	11,137.22
20	11,282.75	508.10	11,790.85	11,556.63	449.50	12,006.13
21	12,046.77	508.10	12,554.87	12,445.54	449.50	12,895.04
22	12,510.79	508.10	13,318.89	13,234.45	449.50	13,683.95
23	13,574.81	508.10	14,082.91	14,229.36	449.50	14,678.86
24	14,338.83	508.10	14,846.93	14,912.27	449.50	15,261.77
25	15,102.85	508.10	15,610.95	15,601.18	449.50	16,050.68

Budget Office

Tuition Schedule 2021-2022 4.7%, 3.1% & -11.5% 2-17-21





# Motion

## *Weber State University Tuition and Fees*

**MOTION 1:** I move to approve the proposed tuition and fee adjustments, including moving general student fees to tuition as recommended by the Weber State University Board of Trustees.

**MOTION 2:** I move to approve the differential tuition schedule for the Master in Social Work program.

# DIXIE STATE UNIVERSITY

## USHE TUITION AND FEES ADJUSTMENT HEARINGS

David Clark  
Chair, DSU Board of Trustees

# TUITION AND FEE HEARINGS AND MEETINGS

- Student Fee Advisory Board meetings; every Friday between 1/22/21 and 2/19/21 (5 meetings total)
- Truth in Tuition/Student Fee Hearing held on 2/25/21
- Student leadership review took place on 2/25/21 in conjunction with tuition/fee hearing
- Tuition and fee adjustments presented to University Council on 3/2/21
- In-depth tuition and fee presentations to Board of Trustees on 3/5/21
- Board of Trustees approved tuition and fee adjustments on 3/5/21



# OVERVIEW OF REQUESTS

	Current Tuition and Fees	\$ Tuition Adjustments	% Tuition Adjustments	\$ Student Fee Adjustments	% Student Fee Adjustments	Proposed Tuition and Fees	% Change
Undergraduate Resident	\$5,662	\$242	5.00%	(\$42)	(5.00%)	\$5,862	3.53%
Undergraduate Non-Resident	\$16,260	\$768	4.98%	(\$42)	(5.00%)	\$16,986	4.46%
Graduate Resident	\$9,120	\$0	0.00%	(\$42)	(5.00%)	\$9,078	(0.46%)
Graduate Non-Resident	\$20,040	\$0	0.00%	(\$42)	(5.00%)	\$19,998	(0.21%)

Undergraduate: academic year, 15 credit hours per semester

Graduate: academic year, 12 credit hours per semester

- Tuition and fee adjustments to take effect in Fall 2021



# GENERAL STUDENT FEES RECOMMENDATION



# OVERVIEW OF GENERAL STUDENT FEES

Fee Description	2020-21 Current Fee	2021-22 Fee Request	Move to Tuition	\$ Change	% Change
Athletics	\$204.00	\$204.00	No	\$0	0%
Student Building Fee	\$253.50	\$253.50	No	\$0	0%
DSUSA	\$72.00	\$82.00	No	\$10.00	13.89%
One Time Expense Fund	\$12.00	\$0.00	No	(\$12.00)	(100%)
Campus Recreation	\$69.50	\$69.50	No	\$0	0%
Student Center Operations	\$58.00	\$58.00	No	\$0	0%
Dept of Student Involvement	\$40.00	\$47.00	No	\$7.00	17.50%
Health and Wellness Center	\$41.00	\$51.50	No	\$10.50	25.61%
New Student Center Fund	\$10.00	\$10.00	No	\$0	0%
Student Inclusion	\$12.00	\$12.00	No	\$0	0%
Institute of Politics	\$4.50	\$4.50	No	\$0	0%



# OVERVIEW OF GENERAL STUDENT FEES

Fee Description	2020-21 Current Fee	2021-22 Fee Request	Move to Tuition	\$ Change	% Change
Fine Arts	\$12.00	\$0.00	Partial	(\$12.00)	(100%)
Athletic Bands	\$0.00	\$6.00	No	\$6.00	New
IT Support	\$10.00	\$0.00	Yes	(\$10.00)	(100%)
Testing Center	\$14.00	\$0.00	Yes	(\$14.00)	(100%)
Tutoring Center	\$9.00	\$0.00	Yes	(\$9.00)	(100%)
Writing Center	\$12.50	\$0.00	Yes	(\$12.50)	(100%)
Dixie Sun News	\$1.50	\$0.00	Yes	(\$1.50)	(100%)
Student Radio/Broadcasting	\$4.00	\$0.00	Yes	(\$4.00)	(100%)
AED Maintenance	\$0.50	\$0.00	Yes	(\$0.50)	(100%)
<b>Total Student Fees</b>	<b>\$840.00</b>	<b>\$798.00</b>		<b>(\$42.00)</b>	<b>(5.00%)</b>



# GENERAL STUDENT FEES

## MOVING TO TUITION

- DSU began shifting student fees to Education & General (E&G) funding several years ago
  - FY16: Banner student fee (\$37.70 per year) eliminated and replaced with \$250,000 E&G funding (equivalent to 1% tuition increase at the time)
  - FY17: Student Services Programs student fee (\$111.80 per year) eliminated and replaced with \$720,000 E&G funding (equivalent to 2.77% tuition increase)
  - FY20: IT Support student fee reduced from \$52.00 to \$10.00 per year and replaced with \$289,800 E&G funding (equivalent to 0.97% tuition increase)





# GENERAL STUDENT FEES MOVING TO TUITION

- Student Fee Advisory Board (SFAB) meetings held weekly in January and February 2021 to review all student fees
- SFAB voting membership comprised entirely of students (DSUSA Executive Council and students at large)
- SFAB recommendations presented to students on 2/25/21 and DSU Board of Trustees on 3/5/21
- Impacts of Student Fee Conversion to Tuition
  - Overall, a \$57.50 decrease in student fees will result in a \$58 increase in resident tuition and a \$185 increase in nonresident tuition (before tuition discounts)
  - Total 6.85% decrease in student fees resulting in a total 1.2% increase in tuition
- Recommendation to the Board



# ADDITIONAL GENERAL STUDENT FEE CHANGES

- Increase DSUSA fee by \$10.00 and eliminate One Time Expense Fund fee (\$12.00)
  - Bring one-time expense planning under the direct oversight of DSUSA Executive Council
  - Net annual fee decrease of \$2.00
- Increase Department of Student Involvement fee by \$7.00
  - Expand part-time position to full-time for oversight of Spirit Squad and Student Involvement assessment
  - Department hasn't added personnel for seven years, despite more than 50% enrollment growth



# ADDITIONAL GENERAL STUDENT FEE CHANGES

- Increase Health and Wellness fee by \$10.50
  - Add capacity for student mental health visits: full-time intern and part-time counselors
  - Demand for mental health services accelerated by COVID-19
- Convert half of Fine Arts fee (\$6.00) to tuition, transfer remaining Fine Arts fee to new Athletic Bands fee (\$6.00)
  - Desire for stronger pep band presence at DSU athletic events
  - Additional resources will be needed in the future to create a marching band
- Recommendation to the Board



# 2021-22 TUITION RECOMMENDATION



# PROPOSED ADJUSTMENTS TO TUITION

	Current Tuition	\$ Increase Legislative Mandates	% Increase Legislative Mandates	\$ Increase Student Fees	% Increase Student Fees	\$ Increase Institution Request	% Increase Institution Request	Proposed Tuition
Undergraduate Resident	\$4,822	\$69	1.43%	\$58	1.20%	\$115	2.37%	\$5,064
Undergraduate Non-Resident	\$15,420	\$219	1.43%	\$185	1.20%	\$364	2.37%	\$16,188
Graduate Resident*	\$8,280	\$0	0%	\$0	0%	\$0	0%	\$8,280
Graduate Non-Resident*	\$19,200	\$0	0%	\$0	0%	\$0	0%	\$19,200

Undergraduate: academic year, 15 credit hours per semester

Graduate: academic year, 12 credit hours per semester

\*Graduate programs currently comprise a minuscule portion of DSU's tuition budget. No tuition increase is proposed to maintain focus on building graduate enrollment.

# DETAIL OF INSTITUTIONAL REQUESTS (R-4B FORMS)

## Faculty Rank Advancements (0.57% tuition increase)

- Anticipated successful completion of rank advancement, intermediate review, or post-tenure review for 42 full-time faculty
- Rank advancement process is essential to recruiting and retaining qualified faculty
- Annual institutional funding commitment, normally funded from tuition increase
  - *USHE requested legislative funding, but request was not funded*
- \$200,000 needed for faculty salary increases




# DETAIL OF INSTITUTIONAL REQUESTS (R-4B FORMS)

- Part-Time Faculty and Staff Wage Increases (1.30% tuition increase)
  - Approximately half of all DSU courses taught by part-time instructors
  - DSU currently pays less per credit to part-time faculty compared to USHE peers
  - Part-time staff at DSU generally paid 10%-20% less than similar private sector jobs
  - \$455,000 needed to supplement state compensation funding
    - Increase adjunct rate by \$50 per credit
    - Implement across-the-board rate increase (up to \$1.00 per hour) for hourly staff
      - Lower paid staff to receive larger increases



# DETAIL OF INSTITUTIONAL REQUESTS (R-4B FORMS)

- Student Recruitment Outreach (0.50% tuition increase)
  - Recruiting, marketing, and new student orientation personnel/operations have been reliant on one-time funding
  - Outreach/orientation programs are critical to successful recruitment and retention efforts
  - Targeted orientation fees deter participation (tuition funding preferable)
  - \$175,000 needed for part-time orientation coordinators, food and printing expenses for first-year student events, and ongoing funding of a full-time photographer/videographer position





# CURRENT AND PROPOSED UNDERGRAD TUITION SCHEDULE

Credit Hour	Current Resident	Proposed Resident	Current Non-Res.	Proposed Non-Res.
1	\$200.90	\$211.00	\$642.50	\$674.50
2	\$401.80	\$422.00	\$1,285.00	\$1,349.00
3	\$602.70	\$633.00	\$1,927.50	\$2,023.50
4	\$803.60	\$844.00	\$2,570.00	\$2,698.00
5	\$1,004.50	\$1,055.00	\$3,212.50	\$3,372.50
6	\$1,205.40	\$1,266.00	\$3,855.00	\$4,047.00
7	\$1,406.30	\$1,477.00	\$4,497.50	\$4,721.50
8	\$1,607.20	\$1,688.00	\$5,140.00	\$5,396.00
9	\$1,808.10	\$1,899.00	\$5,782.50	\$6,070.50
10	\$2,009.00	\$2,110.00	\$6,425.00	\$6,745.00
11	\$2,209.90	\$2,321.00	\$7,067.50	\$7,419.50
12	\$2,410.80	\$2,532.00	\$7,710.00	\$8,094.00
13	\$2,410.80	\$2,532.00	\$7,710.00	\$8,094.00


Credit Hour	Current Resident	Proposed Resident	Current Non-Res.	Proposed Non-Res.
14	\$2,410.80	\$2,532.00	\$7,710.00	\$8,094.00
15	\$2,410.80	\$2,532.00	\$7,710.00	\$8,094.00
16	\$2,410.80	\$2,532.00	\$7,710.00	\$8,094.00
17	\$2,410.80	\$2,532.00	\$7,710.00	\$8,094.00
18	\$2,410.80	\$2,532.00	\$7,710.00	\$8,094.00
19	\$2,410.80	\$2,532.00	\$7,710.00	\$8,094.00
20	\$2,410.80	\$2,532.00	\$7,710.00	\$8,094.00
21	\$2,611.70	\$2,743.00	\$8,352.50	\$8,768.50
22	\$2,812.60	\$2,954.00	\$8,995.00	\$9,443.00
23	\$3,013.50	\$3,165.00	\$9,637.50	\$10,117.50
24	\$3,214.40	\$3,376.00	\$10,280.00	\$10,792.00
25	\$3,415.30	\$3,587.00	\$10,922.50	\$11,466.50



# CURRENT AND PROPOSED GRADUATE TUITION SCHEDULE

Credit Hour	Current Resident	Proposed Resident	Current Non-Res.	Proposed Non-Res.
1	\$345.00	\$345.00	\$800.00	\$800.00
2	\$690.00	\$690.00	\$1,600.00	\$1,600.00
3	\$1,035.00	\$1,035.00	\$2,400.00	\$2,400.00
4	\$1,380.00	\$1,380.00	\$3,200.00	\$3,200.00
5	\$1,725.00	\$1,725.00	\$4,000.00	\$4,000.00
6	\$2,070.00	\$2,070.00	\$4,800.00	\$4,800.00
7	\$2,415.00	\$2,415.00	\$5,600.00	\$5,600.00
8	\$2,760.00	\$2,760.00	\$6,400.00	\$6,400.00
9	\$3,105.00	\$3,105.00	\$7,200.00	\$7,200.00
10	\$3,450.00	\$3,450.00	\$8,000.00	\$8,000.00
11	\$3,795.00	\$3,795.00	\$8,800.00	\$8,800.00
12	\$4,140.00	\$4,140.00	\$9,600.00	\$9,600.00
13	\$4,485.00	\$4,485.00	\$10,400.00	\$10,400.00

Credit Hour	Current Resident	Proposed Resident	Current Non-Res.	Proposed Non-Res.
14	\$4,830.00	\$4,830.00	\$11,200.00	\$11,200.00
15	\$5,175.00	\$5,175.00	\$12,000.00	\$12,000.00
16	\$5,520.00	\$5,520.00	\$12,800.00	\$12,800.00
17	\$5,865.00	\$5,865.00	\$13,600.00	\$13,600.00
18	\$6,210.00	\$6,210.00	\$14,400.00	\$14,400.00
19	\$6,555.00	\$6,555.00	\$15,200.00	\$15,200.00
20	\$6,900.00	\$6,900.00	\$16,000.00	\$16,000.00
21	\$7,245.00	\$7,245.00	\$16,800.00	\$16,800.00
22	\$7,590.00	\$7,590.00	\$17,600.00	\$17,600.00
23	\$7,935.00	\$7,935.00	\$18,400.00	\$18,400.00
24	\$8,280.00	\$8,280.00	\$19,200.00	\$19,200.00
25	\$8,625.00	\$8,625.00	\$20,000.00	\$20,000.00



# ANNUAL TUITION/FEEES: PEER INSTITUTIONS (2019-20 RESIDENT UNDERGRADUATE)

- Pennsylvania College of Technology (\$17,160)
- Southern Oregon University (\$10,479)
- SUNY College of Technology at Canton (\$8,650)
- Austin Peay State University (\$8,303)
- Missouri Western State University (\$8,225)
- Sonoma State University (\$7,880)
- CUNY Medgar Evers College (\$7,352)
- Missouri Southern State University (\$6,803)
- Montana State University-Billings (\$5,933)
- University of Arkansas-Fort Smith (\$5,754)
- **Dixie State University (\$5,496)**



# ANNUAL TUITION/FEEES: ROCKY MOUNTAIN REGION (2020-21 RESIDENT UNDERGRADUATE)

- Colorado State University-Pueblo (\$10,664)
- Western Colorado University (\$10,646)
- Colorado Mesa University (\$9,306)
- Metropolitan State University of Denver (\$9,072)
- Fort Lewis College (\$8,895)
- Montana Technological University (\$7,397)
- Lewis-Clark State College (\$6,982)
- Montana State University-Northern (\$5,956)
- Nevada State College (\$5,925)
- University of Montana Western (\$5,737)
- **Dixie State University (\$5,662)**



# HOW ADJUSTMENTS WILL AFFECT AFFORDABILITY

- DSU is carefully balancing affordability with meeting the needs of a rapidly growing student body and service area
- After the proposed 5% increase, tuition at DSU will remain comparable with USHE regional universities and lower than regional and national peers
- DSU has expanded financial aid and introduced numerous student success programs in recent years to assist underserved populations
- Student financial success is a key component of DSU's new "Trailblazing Distinction" strategic plan



# DIXIE STATE UNIVERSITY

# THANK YOU

**DSU**<sup>TM</sup>  
DIXIE STATE UNIVERSITY  
ST. GEORGE, UTAH

# Motion

## *Dixie State University Tuition and Fees*


I move to approve the proposed tuition and fee adjustments, including moving general student fees to tuition as recommended by the Dixie State University Board of Trustees.



# Southern Utah University

## Tuition and Fees Adjustment

March 25, 2021





# Tuition and Fee Hearings and Meetings

- University leadership established goal of not raising tuition
- University leadership established goal of reducing fees based on requested review
- General Student Fee Advisory Board Meetings:
  - December 2020-January 2021
- Truth in Tuition and Student Leader Review: February 23, 2021
- Board of Trustees Review: March 19, 2021

# Overview of Current and Proposed Rates

	Current Tuition and Fees	\$ Tuition Adjustments	% Tuition Adjustments	\$ Student Fee Adjustments	% Student Fee Adjustments	Proposed Tuition and Fees	% Change
Undergraduate Resident	\$6,770	\$0	0%	(\$44)	(5.76%)	\$6,726	(0.65%)
Undergraduate Non-Resident	\$20,586	\$0	0%	(\$44)	(5.76%)	\$20,542	(.21%)
Graduate Resident	\$7,962	\$0	0%	(\$44)	(5.76%)	\$7,918	(.55%)
Graduate Non-Resident	\$24,532	\$0	0%	(\$44)	(5.76%)	\$24,488	(.18%)

Undergraduate: academic year, 15 credit hours per semester

Graduate: academic year, 12 credit hours per semester

# General Student Fees Recommendation

# Overview of General Student Fees (per semester)

Fee Description	2020-21 Current Fee	2021-22 Fee Request	Move to Tuition	\$ Change	% Change
Athletics	\$103.00	\$103.00	No	\$0	0%
Building – Student Center	\$146.00	\$146.00	No	\$0	0%
Building - SUMA	\$15.00	\$11.00	No	(\$4.00)	(1.05%)
Campus Recreation	\$5.00	\$5.00	No	\$0	0%
Civic Engagement (Leavitt Center)	\$1.00	\$1.00	No	\$0	0%
Community Engagement Center	\$4.75	\$4.75	No	\$0	0%
Counseling and Psychological Services	\$20.00	\$20.00	No	\$0	0%
Computer Labs	\$32.00	\$16.00	No	(\$16.00)	(4.19%)
Music Department	\$3.25	\$3.25	No	\$0	0%
Outdoor Recreation	\$8.00	\$8.00	No	\$0	0%

# Overview of General Student Fees (continued)

Fee Description	2020-21 Current Fee	2021-22 Fee Request	Move to Tuition	\$ Change	% Change
Student Center Activity Fee	\$19.00	\$19.00	No	\$0	0%
Student ID Cards	\$1.50	\$0	No	(\$1.50)	(0.39%)
SUUSA-Student Association	\$10.75	\$10.75	No	\$0	0%
Theatre Arts and Dance Department	\$4.00	\$4.00	No	\$0	0%
University Journal	\$5.50	\$5.00	No	(\$0.50)	(0.13%)
Tutoring Center	\$3.00	\$3.00	No	\$0	0%
<b>TOTAL</b>	<b>\$381.75</b>	<b>\$359.75</b>		<b>(\$22.00)</b>	<b>(5.76%)</b>

# 2021-22 Tuition Recommendation

# Current and Proposed *Undergraduate* Tuition Schedule

Credit Hour	Current & Proposed Resident	Current & Proposed Non-Resident
1	\$465	\$1,514
2	\$747	\$2,447
3	\$1,029	\$3,380
4	\$1,311	\$4,313
5	\$1,593	\$5,246
6	\$1,875	\$6,179
7	\$2,157	\$7,112
8	\$2,439	\$8,045
9	\$2,721	\$8,978
10	\$3,003	\$9,911
11	\$3,003	\$9,911
12	\$3,003	\$9,911
13	\$3,003	\$9,911

Credit Hour	Current & Proposed Resident	Current & Proposed Non-Resident
14	\$3,003	\$9,911
15	\$3,003	\$9,911
16	\$3,003	\$9,911
17	\$3,003	\$9,911
18	\$3,003	\$9,911
19	\$3,285	\$10,844
20	\$3,567	\$11,777
21	\$3,849	\$12,710
22	\$4,131	\$13,643
23	\$4,413	\$14,576
24	\$4,695	\$15,509
25	\$4,977	\$16,442

# Current and Proposed *Graduate* Tuition Schedule

Credit Hour	Current & Proposed Resident	Current & Proposed Non-Resident
1	\$607	\$1,973
2	\$879	\$2,874
3	\$1,151	\$3,775
4	\$1,423	\$4,676
5	\$1,695	\$5,577
6	\$1,967	\$6,478
7	\$2,239	\$7,379
8	\$2,511	\$8,280
9	\$2,783	\$9,181
10	\$3,055	\$10,082
11	\$3,327	\$10,983
12	\$3,599	\$11,884
13	\$3,871	\$12,785

Credit Hour	Current & Proposed Resident	Current & Proposed Non-Resident
14	\$4,143	\$13,686
15	\$4,415	\$14,587
16	\$4,687	\$15,488
17	\$4,959	\$16,389
18	\$5,231	\$17,290
19	\$5,503	\$18,191
20	\$5,775	\$19,092
21	\$6,047	\$19,993
22	\$6,319	\$20,894
23	\$6,591	\$21,795
24	\$6,863	\$22,696
25	\$7,135	\$23,597



# How Adjustments Will Affect Affordability

Reducing fees and holding tuition flat will positively affect access and affordability.

**2021-2022**

**Differential Tuition Proposal**

# New Program: Psy.D. Clinical Psychology

## 2022-2023 Psy.D. Clinical Psychology Tuition

Credit Hour	Tuition	Credit Hour	Tuition
1	\$600	14	\$8,400
2	\$1,200	15	\$9,000
3	\$1,800	16	\$9,600
4	\$2,400	17	\$10,200
5	\$3,000	18	\$10,800
6	\$3,600	19	\$11,400
7	\$4,200	20	\$12,000
8	\$4,800	21	\$12,600
9	\$5,400	22	\$13,200
10	\$6,000	23	\$13,800
11	\$6,600	24	\$14,400
12	\$7,200	25	\$15,000
13	\$7,800		

# New Program: Bachelor of General Studies

## Bachelor of General Studies *Online Only* Tuition

Credit Hour	Tuition	Credit Hour	Tuition
1	\$75	14	\$1,050
2	\$150	15	\$1,125
3	\$225	16	\$1,200
4	\$300	17	\$1,275
5	\$375	18	\$1,350
6	\$450	19	\$1,425
7	\$525	20	\$1,500
8	\$600	21	\$1,575
9	\$675	22	\$1,650
10	\$750	23	\$1,725
11	\$825	24	\$1,800
12	\$900	25	\$1,875
13	\$975		

- ✓ Held Tuition Flat
- ✓ Reduced Fees



# Motion

## *Southern Utah University Tuition and Fees*

**MOTION 1:** I move to approve the proposed tuition and fee adjustments as recommended by the Southern Utah University Board of Trustees.

**MOTION 2:** I move to approve the differential tuition schedules for:

1. B.A./B.S. General Studies
2. Psy.D. Clinical Psychology



# 2021-22 Tuition and Fees Proposals

---

**Jody Burnett, USU Trustees Chair**

**Kent Alder, USU Trustees Vice-Chair**

**Noelle Cockett, USU President**

**UtahStateUniversity®**

March 25, 2021

# Overview of Proposed Changes for Tuition and Student Fees\*

## Logan Campus

	Current Tuition and Fees	\$ Tuition Adjustments	% Tuition Adjustments	\$ Student Fee Adjustments	% Student Fee Adjustments	Proposed Tuition and Fees	% Change
Undergraduate Resident	\$3,929.72	\$202.77	6.02%	-\$105.00	-18.62%	\$4,027.49	2.49%
Undergraduate Non-Resident	\$11,402.35	\$419.74	3.87%	-\$105.00	-18.62%	\$11,717.09	2.76%
Graduate Resident	\$4,535.75	\$220.42	5.55%	-\$105.00	-18.62%	\$4,651.17	2.54%
Graduate Non-Resident	\$14,465.46	\$508.77	3.66%	-\$105.00	-18.62%	\$14,869.23	2.79%

\* Full-time undergraduate student (15 credits/semester)

\* Full-time graduate student (12 credits/semester)



# Overview of Proposed Changes for Tuition and Student Fees\*

## Statewide Campuses

	Current Tuition and Fees	\$ Tuition Adjustments	% Tuition Adjustments	\$ Student Fee Adjustments	% Student Fee Adjustments	Proposed Tuition and Fees	% Change
Undergraduate Resident	\$3,729.02	\$202.77	6.02%	-\$105.00	-28.92%	\$3,826.79	2.62%
Undergraduate Non-Resident	\$11,201.65	\$419.74	3.87%	-\$105.00	-28.92%	\$11,516.39	2.81%
Graduate Resident	\$4,335.05	\$220.42	5.55%	-\$105.00	-28.92%	\$4,450.47	2.66%
Graduate Non-Resident	\$14,264.76	\$508.77	3.66%	-\$105.00	-28.92%	\$14,668.53	2.83%

\* Full-time undergraduate student (15 credits/semester)

\* Full-time graduate student (12 credits/semester)

# Overview of Proposed Changes for Tuition and Student Fees\*


Eastern, Moab, and Blanding Campuses ( $\leq 65$ credits)							
	Current Tuition and Fees	\$ Tuition Adjustments	% Tuition Adjustments	\$ Student Fee Adjustments	% Student Fee Adjustments	Proposed Tuition and Fees	% Change
Undergraduate Resident	\$2,183.71	\$157.92	8.67%	-\$105.00	-28.92%	\$2,236.63	2.42%
Undergraduate Non-Resident	\$5,798.59	\$263.04	4.84%	-\$105.00	-28.92%	\$5,956.63	2.73%

\* Full-time undergraduate student (15 credits/semester)

# Input on Proposed Changes in General Student Fees


January 22	January 27	February 16	February 18
Statewide Campus Fee Board	Logan Student Fee Board	USUSA Executive Council	Logan Student Fee Board

March 3	March 4	March 5	March 25
Truth in Tuition and Fees Hearing	Statewide Executive Council	USU Board of Trustees	Utah Board of Higher Education




# Overview of Proposed Changes in General Student Fees

Logan Campus					
Student Fee	2020-21 Current Fee	2021-22 Fee Request	Move to Tuition	\$ Change	% Change
• Activity	\$37.30	\$37.09	No	-\$0.21	-0.56%
• Building	\$147.30	\$152.59	No	\$5.29	3.59%
• Athletics	\$139.64	\$113.28	Partial	-\$26.36	-18.88%
• Aggie Shuttle	\$20.98	\$19.52	Partial	-\$1.46	-6.96%
• Health Services	\$49.35	\$0.00	Yes	-\$49.35	-100%
• Technology	\$67.01	\$56.72	Partial	-\$10.29	-15.36%
• Campus Recreation	\$37.20	\$36.98	No	-\$0.22	-0.59%
• Library	\$33.71	\$32.01	No	-\$1.70	-5.04%
• Music & Theater	\$10.64	\$10.58	No	-\$0.06	-0.56%
• Aggie Blue Bike	\$2.78	\$0.00	Yes	-\$2.78	-100%
• Blue Goes Green	\$3.07	\$0.00	No	-\$3.07	-100%
• Counseling & Psychological Services	\$14.79	\$0.00	Yes	-\$14.79	-100%



# Overview of Proposed Changes in General Student Fees

Student Fee	2020-21 Current Fee	2021-22 Fee Request	Move to Tuition	\$ Change	% Change
<b>USU Statewide Campuses (excluding Eastern and Blanding)</b>					
• Athletics	\$0.00	\$0.00	No	\$0.00	0%
• Activity	\$34.26	\$34.26	No	\$0.00	0%
• Building	\$58.67	\$58.67	No	\$0.00	0%
• Instruction & Student Support	\$270.14	\$165.14	Partial	-\$105.00	-38.87%
<b>USU Eastern Campus</b>					
• Athletics	\$55.00	\$55.00	No	\$0.00	0%
• Activity	\$138.03	\$138.03	No	\$0.00	0%
• Building	\$7.49	\$6.91	Partial	-\$0.58	-7.74%
• Instruction & Student Support	\$162.55	\$58.13	Partial	-\$104.42	-64.24%
<b>USU Blanding Campus</b>					
• Athletics	\$0.00	\$0.00	No	\$0.00	0%
• Activity	\$192.34	\$87.34	Partial	-\$105.00	-54.59%
• Building	\$28.00	\$28.00	No	\$0.00	0%
• Instruction & Student Support	\$142.73	\$142.73	No	\$0.00	0%




# General Student Fees - Moving to Tuition\*

**\$105 decrease in student fees will result in a  
\$105 increase in tuition**

Logan Campus		
Category	% Decrease Student Fees	% Increase Tuition
• Undergraduate Resident	-18.62%	3.12%
• Undergraduate Nonresident	-18.62%	0.97%
• Graduate Resident	-18.62%	2.64%
• Graduate Nonresident	-18.62%	0.76%

*\* Full-time undergraduate student (15 credits/semester)*

*\* Full-time graduate student (12 credits/semester)*




# General Student Fees - Moving to Tuition\*

**\$105 decrease in student fees will result in a  
\$105 increase in tuition**

Statewide Campuses		
Category	% Decrease Student Fees	% Increase Tuition
• Undergraduate Resident	-28.92%	3.12%
• Undergraduate Nonresident	-28.92%	0.97%
• Graduate Resident	-28.92%	2.64%
• Graduate Nonresident	-28.92%	0.76%

*\* Full-time undergraduate student (15 credits/semester)*

*\* Full-time graduate student (12 credits/semester)*




# General Student Fees - Moving to Tuition\*

**\$105 decrease in student fees will result in a  
\$105 increase in tuition**

## Eastern, Moab, and Blanding Campuses ( $\leq$ 65 credits)

Category	% Decrease Student Fees	% Increase Tuition
• Undergraduate Resident	-28.92%	5.77%
• Undergraduate Nonresident	-28.92%	1.93%

*\* Full-time undergraduate student (15 credits/semester)*





# General Student Fees – Additional Changes\*

---

## USU Logan Campus:


- Increase ARC support by \$6.50\*
- Decrease Technology support by \$1.60\*
- Reduce all but CAPS and Health and Wellness Center fees to offset \$4.90 net increase\*

## USU Statewide Campuses:

- No increase in student fees


*\* Full-time undergraduate student (15 credits/semester)*

*\* Full-time graduate student (12 credits/semester)*



# General Student Fees – Additional Changes


Logan Campus			
Student Fee	2020-21 Current Fee	Requested Changes by Student Fee Board	\$ Change After Adjustments
• Activity	\$37.30		-\$0.21
• Building	\$147.30	\$6.50	\$5.29
• Athletics	\$139.64		-\$0.80
• Aggie Shuttle	\$20.98		-\$0.12
• Health Services	\$49.35		\$0.00
• Technology	\$67.01	-\$1.60	-\$1.99
• Campus Recreation	\$37.20		-\$0.22
• Library	\$33.71		-\$0.20
• Music & Theater	\$10.64		-\$0.06
• Aggie Blue Bike	\$2.78		-\$1.67
• Blue Goes Green	\$3.07		-\$0.02
• Counseling & Psychological Services	\$14.79		\$0.00
<b>TOTAL</b>		<b>\$4.90</b>	<b>\$0.00</b>



# Input on Proposed Changes to Tuition

<b>February 11</b>	<b>February 16</b>
Student Tuition Review Committee	USUSA Executive Council

<b>March 3</b>	<b>March 5</b>	<b>March 25</b>
Truth in Tuition and Fees Hearing	USU Board of Trustees	Utah Board of Higher Education



# Proposed Changes to Tuition


---

## Across all campuses:

- 1.62% increase for match needed on legislative-funded salary compensation increases
- 1.28% increase for faculty tenure and promotion salary increases
- \$105 moved from general student fees to tuition\*

*\* Full-time undergraduate student (15 credits/semester)*

*\* Full-time graduate student (12 credits/semester)*



# Proposed Adjustment to Tuition\*

## Logan and Statewide Campuses

Category	Current Tuition	25% Match for Salary Compensation Increase		General Student Fees Moved to Tuition		Faculty Tenure and Promotion Increase		Proposed Tuition
		\$	%	\$	%	\$	%	
• Undergraduate Resident	\$3,365.95	\$54.53	1.62%	\$105.00	3.12%	\$43.24	1.28%	\$3,568.72
• Undergraduate Nonresident	\$10,838.58	\$175.58	1.62%	\$105.00	0.97%	\$139.16	1.28%	\$11,258.32
• Graduate Resident	\$3,971.98	\$64.35	1.62%	\$105.00	2.64%	\$51.07	1.28%	\$4,192.40
• Graduate Nonresident	\$13,901.69	\$225.21	1.62%	\$105.00	0.76%	\$178.56	1.28%	\$14,410.46

\* Full-time undergraduate student (15 credits/semester)

\* Full-time graduate student (12 credits/semester)

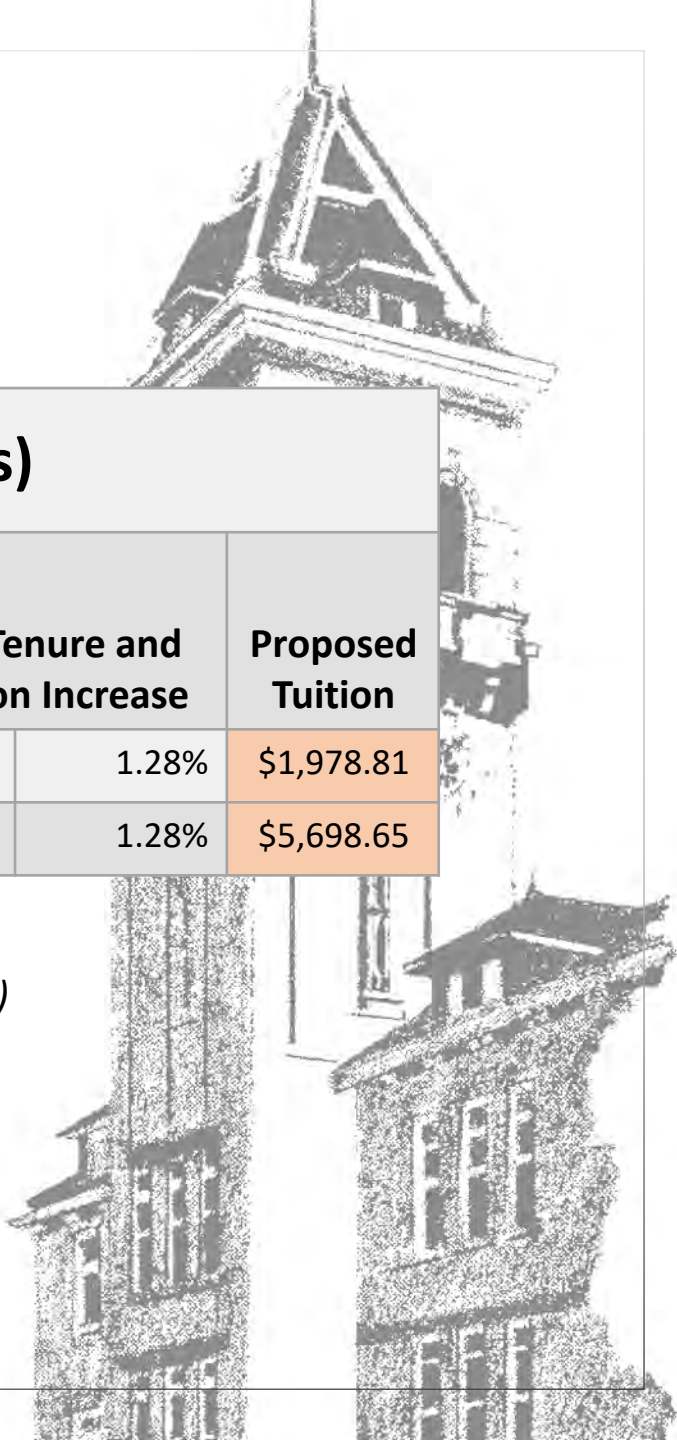
# Proposed Adjustment to Tuition\*

## Eastern, Moab, and Blanding Campuses ( $\leq 65$ credits)

Category	Current Tuition	25% Match for Salary Compensation Increase		General Student Fees Moved to Tuition		Faculty Tenure and Promotion Increase		Proposed Tuition
		Amount	Percentage	Amount	Percentage	Amount	Percentage	
• Undergraduate Resident	\$1,820.64	\$29.50	1.62%	\$105.00	5.77%	\$23.31	1.28%	\$1,978.81
• Undergraduate Nonresident	\$5,435.52	\$88.06	1.62%	\$105.00	1.93%	\$69.59	1.28%	\$5,698.65


\* Full-time undergraduate student (15 credits/semester)

\* Full-time graduate student (12 credits/semester)




# Current and Proposed Undergraduate Tuition

Logan and Statewide Campuses				
Credit Hour	Current Tuition Resident	Proposed Tuition Resident	Current Tuition Non-Resident	Proposed Tuition Non-Resident
1	\$601.21	\$687.93	\$1,935.84	\$2,061.33
2	\$852.55	\$949.82	\$2,745.18	\$2,897.42
3	\$1,103.89	\$1,211.71	\$3,554.52	\$3,733.51
4	\$1,355.23	\$1,473.60	\$4,363.86	\$4,569.60
5	\$1,606.57	\$1,735.49	\$5,173.20	\$5,405.69
6	\$1,857.91	\$1,997.38	\$5,982.54	\$6,241.78
7	\$2,109.25	\$2,259.27	\$6,791.88	\$7,077.87
8	\$2,360.59	\$2,521.16	\$7,601.22	\$7,913.96
9	\$2,611.93	\$2,783.05	\$8,410.56	\$8,750.05
10	\$2,863.27	\$3,044.94	\$9,219.90	\$9,586.14
11	\$3,114.61	\$3,306.83	\$10,029.24	\$10,422.23
12-18	\$3,365.95	\$3,568.72	\$10,838.58	\$11,258.32
19	\$3,617.29	\$3,830.61	\$11,647.92	\$12,094.41
20	\$3,868.63	\$4,092.50	\$12,457.26	\$12,930.50
21	\$4,119.97	\$4,354.39	\$13,266.60	\$13,766.59
22	\$4,371.31	\$4,616.28	\$14,075.94	\$14,602.68



# Current and Proposed Graduate Tuition

Logan and Statewide Campuses				
Credit Hour	Current Tuition Resident	Proposed Tuition Resident	Current Tuition Non-Resident	Proposed Tuition Non-Resident
1	\$709.38	\$799.34	\$2,482.92	\$2,625.06
2	\$1,005.98	\$1,107.80	\$3,520.99	\$3,696.46
3	\$1,302.58	\$1,416.26	\$4,559.06	\$4,767.86
4	\$1,599.18	\$1,724.72	\$5,597.13	\$5,839.26
5	\$1,895.78	\$2,033.18	\$6,635.20	\$6,910.66
6	\$2,192.38	\$2,341.64	\$7,673.27	\$7,982.06
7	\$2,488.98	\$2,650.10	\$8,711.34	\$9,053.46
8	\$2,785.58	\$2,958.56	\$9,749.41	\$10,124.86
9	\$3,082.18	\$3,267.02	\$10,787.48	\$11,196.26
10	\$3,378.78	\$3,575.48	\$11,825.55	\$12,267.66
11	\$3,675.38	\$3,883.94	\$12,863.62	\$13,339.06
12-18	\$3,971.98	\$4,192.40	\$13,901.69	\$14,410.46
19	\$4,268.58	\$4,500.86	\$14,939.76	\$15,481.86
20	\$4,565.18	\$4,809.32	\$15,977.83	\$16,553.26
21	\$4,861.78	\$5,117.78	\$17,015.90	\$17,624.66
22	\$5,158.38	\$5,426.24	\$18,053.97	\$18,696.06






# Current and Proposed Tuition and Student Fees for Technical Education (TE) Courses\*

## Eastern, Moab, and Blanding Campuses

1 CREDIT Per Semester	12 CREDITS Per Semester	15 CREDITS Per Semester
<b>Total Resident Tuition and Fees</b> \$82.50	<b>Total Resident Tuition and Fees</b> \$990.00	<b>Total Resident Tuition and Fees</b> \$1,237.50
<b>Total Nonresident Tuition and Fees</b> \$82.50	<b>Total Nonresident Tuition and Fees</b> \$990.00	<b>Total Nonresident Tuition and Fees</b> \$1,237.50

*\* No plateau, all credits are the same price*




# Proposed Technical Education (TE) Program Fees\*

## Eastern, Moab, and Blanding Campuses

Program	Current Program Fees	Proposed Program Fees
Apprentice Electrician	\$0	\$1,000
Automated Manufacturing	\$0	\$380
Certified Nursing Assistant (CNA)	\$0	\$175
Pharmacy Technician	\$0	\$500

*\* Other programs have program fees currently ranging from \$40 (Accounting Practices) to \$4,150 (Heavy Equipment Operator). No other changes in program fees are proposed.*




# 2020-21 USU Tuition and Fees Compared to Peer Institutions\*

Undergraduate Resident Per Semester Logan Campus	
Peer Institution Average Tuition & Fees**	\$9,263
USU Tuition & Fees	\$7,859
USU % of Peer Institution Average***	85%
USU Rank Among Peer Institutions*** ("1" indicates highest tuition & fees)	8 of 11

\* Source: SBR materials from USHE on 3/2/2021. Data: Annual IPEDS survey.

\*\* Institutions: Colorado State, Kansas State, Montana State, New Mexico State, Oregon State, University of Idaho, University of Nebraska - Lincoln, University of Nevada - Reno, University of Wyoming, Washington State.

\*\*\* 2019-2020 comparison




# 2020-21 USU Tuition and Fees Compared to Peer Institutions\*

Undergraduate Nonresident Per Semester Logan Campus	
Peer Institution Average Tuition & Fees**	\$26,153
USU Tuition & Fees	\$22,805
USU % of Peer Institution Average***	88%
USU Rank Among Peer Institutions*** ("1" indicates highest tuition & fees)	10 of 11

\* Source: SBR materials from USHE on 3/2/2021. Data: Annual IPEDS survey.

\*\* Institutions: Colorado State, Kansas State, Montana State, New Mexico State, Oregon State, University of Idaho, University of Nebraska - Lincoln, University of Nevada - Reno, University of Wyoming, Washington State.

\*\*\* 2019-2020 comparison





**UtahStateUniversity®**

# Motion

## *Utah State University 1: Tuition and Fees*

**MOTION 1:** I move to approve the proposed tuition and fee adjustments for the USU Logan campus, including moving general student fees to tuition as recommended by the Utah State University Board of Trustees.

**MOTION 2:** I move to approve the proposed tuition and fee adjustments for the USU Statewide Campuses, including moving general student fees to tuition as recommended by the Utah State University Board of Trustees.

# Motion

## *Utah State University 2: Technical Ed. Tuition and Fees*

**MOTION 1:** I move to approve the proposed tuition rate for USU Technical Education.

**MOTION 2:** I move to approve the differential tuition schedules for USU Technical Education:

1. Apprentice Electrician
2. Automated Manufacturing
3. Certified Nursing Assistant
4. Pharmacy Technician

# University of Utah

## Tuition and Fees Adjustment



March 25, 2021



UTAH  
SYSTEM OF  
HIGHER  
EDUCATION



# Tuition and Fee Hearings and Meetings

- Date of General Student Fee Advisory Board Meeting(s)
  - November 20, 2020
  - December 14, 2020
  - December 15, 2020
  - January 8, 2021
  - January 22, 2021
  - January 29, 2021
  - February 12, 2021
- Date of Truth in Tuition/Student Hearing(s)
  - March 8, 2021
- Date of Student Leadership Review
  - March 8, 2021
- Date of Board of Trustee Meeting(s)
  - March 12, 2021
- Discussion of institutional/Board process



# Overview of Requests

	Current Tuition and Fees	\$ Tuition Adjustments*	% Tuition Adjustments	\$ Student Fee Adjustments	% Student Fee Adjustments	Proposed Tuition and Fees	% Change
Undergraduate Resident	\$9,665.40	\$210.45	2.50%	(\$59.00)	(4.7%)	\$9,816.85	1.56%
Undergraduate Non-Resident	\$30,711.26	\$736.59	2.50%	(\$59.00)	(4.7%)	\$31,388.85	2.20%
Graduate Resident	\$9,687.18	\$211.68	2.50%	(\$59.00)	(4.8%)	\$9,839.86	1.58%
Graduate Non-Resident	\$31,096.86	\$746.92	2.50%	(\$59.00)	(4.8%)	\$31,784.78	2.21%

Undergraduate: academic year, 15 credit hours per semester

Graduate: academic year, 12 credit hours per semester

\*\$ Tuition Adjustment is only on tuition and is independent of fees

- General Request – New Tuition Fee & Rates will begin with Summer 21 Semester



# General Student Fees Recommendation

- Move the following Student Fees to tuition (Total of \$29.50/semester)
  - Library Fee (\$13.50/semester)
  - Utilities Fee (\$10.00/semester)
  - Money Management (\$3.00/semester)
  - Study Abroad (\$3.00/semester)
- No changes in rates for all other Student Mandatory Fees
- No New Fees
- No Fees Eliminated beyond the 4 recommended above to move to tuition



# Overview of General Student Fees (List All)

<b>Fee Description</b>	<b>2020-21 Current Fee</b>	<b>2021-22 Fee Request</b>	<b>Move to Tuition</b>	<b>\$ Change</b>	<b>% Change</b>
ASUU Activity	\$ 23.12	\$ 23.12	No	\$0.00	0.0%
Athletic	\$ 82.69	\$ 82.69	No	\$0.00	0.0%
Building	\$ 119.24	\$ 119.24	No	\$0.00	0.0%
Campus Connect	\$ 0.75	\$ 0.75	No	\$0.00	0.0%
Computing	\$ 119.45	\$ 119.45	No	\$0.00	0.0%
Fine Arts	\$ 17.50	\$ 17.50	No	\$0.00	0.0%
Gardner Commons	\$ 45.00	\$ 45.00	No	\$0.00	0.0%
Health	\$ 20.48	\$ 20.48	No	\$0.00	0.0%
Library	\$ 13.50	\$ -	Yes	(\$13.50)	-100.0%
Mental Health	\$ 15.00	\$ 15.00	No	\$0.00	0.0%
Public. Council	\$ 9.00	\$ 9.00	No	\$0.00	0.0%
Recreation	\$ 18.81	\$ 18.81	No	\$0.00	0.0%
Study Abroad	\$ 3.00	\$ -	Yes	(\$3.00)	-100.0%
Money Management	\$ 3.00	\$ -	Yes	(\$3.00)	-100.0%
Student Life Center	\$ 60.00	\$ 60.00	No	\$0.00	0.0%
Student Union	\$ 2.35	\$ 2.35	No	\$0.00	0.0%
Sustainability	\$ 2.50	\$ 2.50	No	\$0.00	0.0%
Trans.	\$ 58.35	\$ 58.35	No	\$0.00	0.0%
Utilities	\$ 10.00	\$ -	Yes	(\$10.00)	-100.0%

Fee total above is for an undergraduate student taking 15 credit hours per semester.



# General Student Fees Moving to Tuition

- Discussion of the Process
  - Collaborative process between U of U Senior Administration, Board of Trustees, Utah Board of Higher Education and Student Body Leaders (who also met with larger student groups)
- Detail on the Impacts (\$ and %)
  - Overall a \$29.50 semester decrease in student fees will result in a \$29.50 increase in tuition
  - Total 4.7% decrease in student fees resulting in a total 0.7% increase in tuition
- Recommendation to the Board
  - Move the Library, Study Abroad, Money Management and Utility fees to tuition



# Additional General Student Fee Changes

- Provide justification and details (\$ and %) for changes:  
**No changes to any fees other than moving four to tuition.**
- Recommendation to the Board  
**With the exception of moving four fees to tuition, all other general student fees will remain the same for FY22**



# 2021-22 Tuition Recommendation



# Proposed Adjustments to Tuition

	Current Tuition	\$ Increase Legislative Mandates	% Increase Legislative Mandates	\$ Increase Student Fees*	% Increase Student Fees*	\$ Increase Institution Request	% Increase Institution Request	Proposed Tuition
Undergraduate Resident	\$8,418	\$110	1.31%	\$59	.72%	\$40	0.47%	\$8,628
Undergraduate Non-Resident	\$29,464	\$500	1.70%	\$59	.2%	\$176	0.60%	\$30,200
Graduate Resident	\$8,467	\$112	1.32%	\$59	.71%	\$40	0.47%	\$8,679
Graduate Non-Resident	\$29,877	\$510	1.71%	\$59	.2%	\$177	0.59%	\$30,624

Undergraduate: academic year, 15 credit hours per semester

Graduate: academic year, 12 credit hours per semester

*\*Increase from student fees is a result of moving them from mandatory fees to tuition with an Overall impact of \$ as fees went down by this same amount of tuition increase*





# Detail of Institutional Requests

- Faculty Promotion in Rank
- Salary Equity
- Faculty Retention Central to Excellence



# Current and Proposed Undergraduate Tuition Schedule per Semester

UG Resident Tuition Rates by Hour		
Credit Hours	Current Resident	Proposed Resident
1	898.24	920.70
2	1,134.72	1,163.09
3	1,371.20	1,405.48
4	1,607.68	1,647.87
5	1,844.16	1,890.26
6	2,080.64	2,132.66
7	2,317.12	2,375.05
8	2,553.60	2,617.44
9	2,790.08	2,859.83
10	3,026.56	3,102.22
11	3,263.04	3,344.62
12	3,499.52	3,587.01
13	3,736.00	3,829.40
14	3,972.48	4,071.79
15	4,208.96	4,314.18
16	4,445.44	4,556.58
17	4,681.92	4,798.97
18	4,918.40	5,041.36
19	5,154.88	5,283.75
20	5,391.36	5,526.14
21	5,627.84	5,768.54
22	5,864.32	6,010.93
23	6,100.80	6,253.32
24	6,337.28	6,495.71
25	6,573.76	6,738.10

UG Non-Res Tuition Rates by Hour		
Credit Hours	Current Non-Res	Proposed Non-Res
1	3,349.47	3,433.21
2	4,162.50	4,266.56
3	4,975.53	5,099.92
4	5,788.56	5,933.27
5	6,601.59	6,766.63
6	7,414.62	7,599.99
7	8,227.65	8,433.34
8	9,040.68	9,266.70
9	9,853.71	10,100.05
10	10,666.74	10,933.41
11	11,479.77	11,766.76
12	12,292.80	12,600.12
13	13,105.83	13,433.48
14	13,918.86	14,266.83
15	14,731.89	15,100.19
16	15,544.92	15,933.54
17	16,357.95	16,766.90
18	17,170.98	17,600.25
19	17,984.01	18,433.61
20	18,797.04	19,266.97
21	19,610.07	20,100.32
22	20,423.10	20,933.68
23	21,236.13	21,767.03
24	22,049.16	22,600.39
25	22,862.19	23,433.74



# Current and Proposed Graduate Tuition Schedule per Semester

GR Resident Tuition Rates by Hour		
Credit Hours	Current Resident	Proposed Resident
1	1,176.09	1,205.49
2	1,454.05	1,490.40
3	1,732.01	1,775.31
4	2,009.97	2,060.22
5	2,287.93	2,345.13
6	2,565.89	2,630.04
7	2,843.85	2,914.95
8	3,121.81	3,199.86
9	3,399.77	3,484.76
10	3,677.73	3,769.67
11	3,955.69	4,054.58
12	4,233.65	4,339.49
13	4,511.61	4,624.40
14	4,789.57	4,909.31
15	5,067.53	5,194.22
16	5,345.49	5,479.13
17	5,623.45	5,764.04
18	5,901.41	6,048.95
19	6,179.37	6,333.85
20	6,457.33	6,618.76
21	6,735.29	6,903.67
22	7,013.25	7,188.58
23	7,291.21	7,473.49
24	7,569.17	7,758.40
25	7,847.13	8,043.31

GR Non-Res Tuition Rates by Hour		
Credit Hours	Current Non-Res	Proposed Non-Res
1	4,177.19	4,281.62
2	5,155.49	5,284.38
3	6,133.79	6,287.13
4	7,112.09	7,289.89
5	8,090.39	8,292.65
6	9,068.69	9,295.41
7	10,046.99	10,298.16
8	11,025.29	11,300.92
9	12,003.59	12,303.68
10	12,981.89	13,306.44
11	13,960.19	14,309.19
12	14,938.49	15,311.95
13	15,916.79	16,314.71
14	16,895.09	17,317.47
15	17,873.39	18,320.22
16	18,851.69	19,322.98
17	19,829.99	20,325.74
18	20,808.29	21,328.50
19	21,786.59	22,331.25
20	22,764.89	23,334.01
21	23,743.19	24,336.77
22	24,721.49	25,339.53
23	25,699.79	26,342.28
24	26,678.09	27,345.04
25	27,656.39	28,347.80



# How Adjustments will Affect Affordability

Comparisons with peer institutions

Comparison Group	Avg FT Tuition & Fees	Utah % of Avg	Median FT Tuition & Fees	Utah % of Median	Utah Rank in Peer Group
PAC-12 & BIG10 Publics	\$ 12,481	69%	\$ 11,841	73%	Lowest out of <b>23</b> total institutions
AAU Publics	\$ 12,559	69%	\$ 12,500	69%	<b>36 lowest</b> out of <b>37</b> total institutions
All RUVH Publics	\$ 11,898	72%	\$ 11,871	73%	<b>65 lowest</b> out of <b>72</b> total institutions

*2019-20 FT Undergraduate Tuition & Fees from latest IPEDS data (UofU = \$8,615)*



# Differential Tuition Requests

- A differential tuition request of \$230/credit hour for Professional Master of Science & Technology program.
  - This differential rate will replace a previously charged program fee of \$575 per semester and is cost neutral to students over the length of the program.
- A \$1,500 per semester differential for Masters of Recreational Therapy program.
- Masters of Occupational Therapy request to distribute the same amount of differential tuition (currently \$27,758.16) across the 5 semesters of the new curriculum as opposed to over the 6 semesters of the old curriculum.
  - This cost neutral change will allow the student to graduate sooner to meet the demands within the profession while allowing our program to stay marketable for students.
- A request for a differential of \$279/credit hour for a newly approved Masters of Education for Health Professionals.



# Motion

## *University of Utah Tuition and Fees*

**MOTION 1:** I move to approve the proposed tuition and fee adjustments, including moving general student fees to tuition as recommended by the University of Utah Board of Trustees.

**MOTION 2:** I move to approve the differential tuition schedules for:

1. M. Ed. Health Professions
2. M.S. Occupational Therapy
3. M.S. Recreational Therapy
4. M.S. Science and Technology



**2021-22 Tuition  
Presentation to the Utah  
Board of Higher Education**

March 25, 2021



**SNOW COLLEGE**

# Snow College Funding Overview

- State Funding (General and Education Funds)
- Tuition (Dedicated Credits)
- State Subsidy (approximately 75%)
- Compensation (3%)
- Faculty Advancement and Tenure
- Fee adjustments (\$21 moved to tuition)



# USHE Tuition Increase History


	2016-17	2017-18	2018-19	2019-20	2020-21
U of U	3.9%	3.9%	3.9%	3.2%	0.0%
USU	3.5%	5.0%	3.9%	3.25%	2.6%
Weber	3.5%	3.5%	2.5%	2.0%	2.0%
SUU	3.5%	2.5%	1.5%	0.0%	0.0%
Dixie	5.4%	5.0%	3.5%	5.0%	3.0%
SLCC	3.5%	2.5%	1.5%	2.0%	1.5%
UVU	3.5%	2.5%	1.5%	1.7%	1.5%
<b>Snow</b>	<b>3.5%</b>	<b>2.5%</b>	<b>1.5%</b>	<b>2.5%</b>	<b>2.0%</b>

# Tuition and Fee Hearings and Meetings

- Date of General Student Fee Advisory Board Meeting: February 11, 2021
- Date of Student Leadership Review: February 17, 2021
- Date of Truth in Tuition/Student Hearing: March 4, 2021
- Date of Board of Trustee Meeting: March 19, 2021

# General Description of Institutional Process

- Notification:  
State of Utah's Public Meeting Notice Website, Snow College App, Canvas, Personal Invitations
- Website Dedicated to Details:  
[www.snow.edu/tuitionhearing](http://www.snow.edu/tuitionhearing)
- Event Details:  
March 4  
Online  
Chaired by Student Body President Griffin



# Overview of Requests

- 2.5% Proposed Tuition Increase for the 2021-2022 Academic Year
- Reduction of student fees of \$20.95. The fees that would be transitioned to tuition are the “Graduation” fee (\$5.00) and the “Computer/Technology” fee (\$15.95).
- All students will be impacted by tuition changes
- New rates become effective Summer 2021
- Presently Snow College is, and our goal is to continue to be, the most affordable and best quality education

# Overview of Requests

	Current Tuition and Fees	\$ Tuition Adjustments	% Tuition Adjustments	\$ Student Fee Adjustments	% Student Fee Adjustments	Proposed Tuition and Fees	% Change
Undergraduate Resident	\$3,912	\$130	3.73%	(\$42)	(9.86%)	\$4,000	2.25%
Undergraduate Non-Resident	\$13,156	\$362	2.84%	(\$42)	(9.86%)	\$13,476	2.43%
Differential 3000+ courses Resident/credit	\$38					\$39	2.63%
Differential 3000+ courses Non-Resident/credit	\$135					\$138	2.22%
Online Resident or Non-Resident	\$3,486	\$130	3.73%	\$0	0%	\$3,616	3.73%
Online International	\$3,486	\$514	14.74%	\$0	0%	\$4,000	14.74%

Undergraduate: academic year, 15 credit hours per semester

# General Student Fees Recommendation

# Overview of General Student Fees (Ephraim)

Fee Description	2020-21 Current Fee	2021-22 Fee Request	Move to Tuition	\$ Change	% Change
Activity	\$34.15	\$34.15	No	\$0	0%
Activity Center	\$13.50	\$13.50	No	\$0	0%
Athletics	\$21.00	\$21.00	No	\$0	0%
Building	\$88.15	\$88.15	No	\$0	0%
Computer	\$15.95	\$0.00	Yes	-\$15.95	-100%
Communications	\$4.00	\$4.00	No	\$0	0%
Fitness	\$3.00	\$3.00	No	\$0	0%
Graduation	\$5.00	\$0.00	Yes	-\$5.00	-100%
Insurance	\$2.80	\$2.80	No	\$0	0%
Intramurals	\$6.00	\$6.00	No	\$0	0%
Music	\$5.00	\$5.00	No	\$0	0%
Theater	\$4.45	\$4.45	No	\$0	0%
Wellness Center	\$10.00	\$10.00	No	\$0	0%
<b>Total</b>	<b>\$213.00</b>	<b>\$192.05</b>		<b>-\$20.95</b>	<b>-9.8%</b>

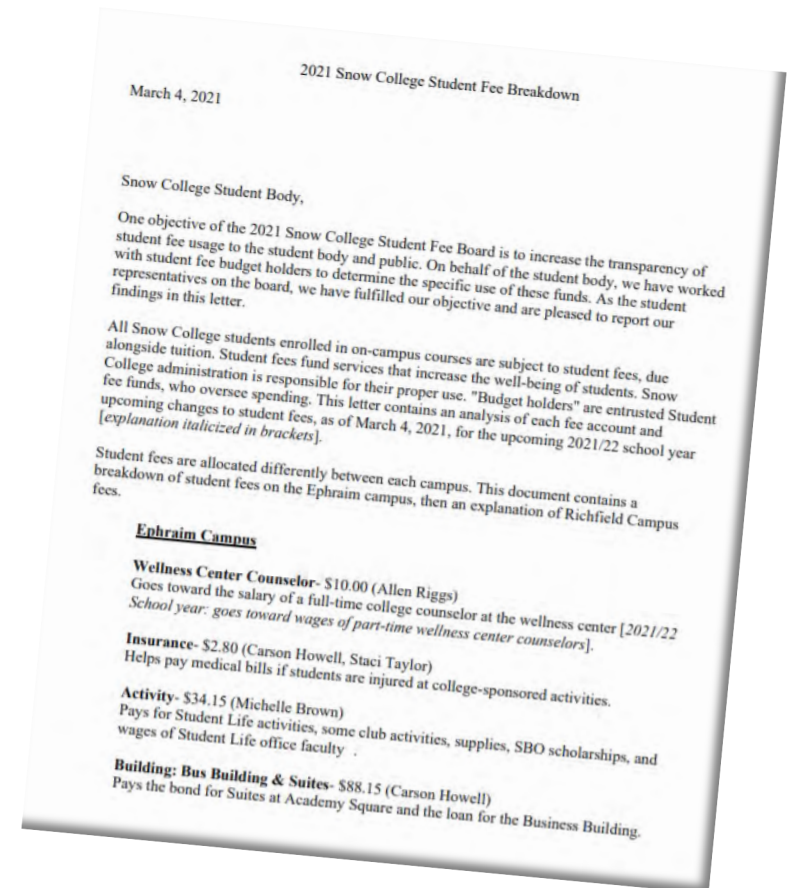
# Overview of General Student Fees (Richfield)

Fee Description	2020-21 Current Fee	2021-22 Fee Request	Move to Tuition	\$ Change	% Change
Academic Support	\$3.00	\$3.00	No	\$0	0%
Building	\$88.15	\$88.15	No	\$0	0%
Computer	\$15.95	\$0.00	Yes	-\$15.95	-100%
Distance Education	\$5.00	\$5.00	No	\$0	0%
Fine Arts	\$6.95	\$6.95	No	\$0	0%
Fitness	\$5.00	\$5.00	No	\$0	0%
Graduation	\$5.00	\$0.00	Yes	-\$5.00	-100%
Insurance	\$2.80	\$2.80	No	\$0	0%
Library	\$13.00	\$13.00	No	\$0	0%
Student Council	\$50.15	\$50.15	No	\$0	0%
Student Organizations	\$3.00	\$3.00	No	\$0	0%
Testing Center	\$5.00	\$5.00	No	\$0	0%
Wellness Center	\$10.00	\$10.00	No	\$0	0%
<b>Total</b>	<b>\$213.00</b>	<b>\$192.05</b>		<b>-\$20.95</b>	<b>-9.8%</b>



# General Student Fees Moving to Tuition

- Process
  - Student Fee Board reviewed each fee, contacted each responsible party, made a recommendation, and published their decision on the web
- Detail on the Impacts
  - Overall a \$20.95 decrease in student fees will result in a \$20.95 increase in tuition
  - Total 9.8% decrease in student fees resulting in a total 1.2% increase in tuition
- Recommendation to the Board
  - Move \$20.95 from student fees to tuition



# Additional General Student Fee Changes

- None

# 2021-22 Tuition Recommendation

# Overview of Requests

## Proposed Tuition and Fees Per Semester (Full-time with 12 credits)

	FY20-21 current	% Increase	FY21-22 proposed	Difference
<b>Resident tuition and fees</b>	\$1,956	2.5%	\$2,000	\$44
<b>Non-resident tuition and fees</b>	\$6,578	2.5%	\$6,738	\$160
<b>WUE tuition and fees (1.5x)</b>	\$2,828	2.7%	\$2,904	\$76

# Overview of Requests

<b>Proposed Bachelor's Tuition Per Semester (3000 &amp; 4000 Level, Full-time with 12 credits)</b>				
	FY20-21 current	% Increase	FY21-22 proposed	Difference
<b>Resident tuition</b>	+\$456	2.5%	+\$468	\$12
<b>Non-resident tuition</b>	+\$1,620	2.5%	\$1,656	\$36

# Overview of Requests

Proposed Online Tuition Per Semester				
	FY20-21 current	% Increase	FY21-22 proposed	Difference
Resident tuition	\$1,743	3.7%	\$1,808	\$65
Non-resident tuition	\$1,743	3.7%	\$1,808	\$65
International tuition	\$1,743	14.7%	\$2,000	\$257

# Detail of Institutional Requests (R-4B Forms)

- None

# Current and Proposed *Undergrad.* Tuition Schedule

Credit Hour	Current Resident	Proposed Resident	Current Non-Res.	Proposed Non-Res.
1	\$ 393	\$ 458	\$ 1,451	\$ 1,632
2	\$ 543	\$ 608	\$ 1,997	\$ 2,178
3	\$ 693	\$ 758	\$ 2,543	\$ 2,724
4	\$ 843	\$ 908	\$ 3,089	\$ 3,270
5	\$ 993	\$ 1,058	\$ 3,635	\$ 3,816
6	\$ 1,143	\$ 1,208	\$ 4,181	\$ 4,362
7	\$ 1,293	\$ 1,358	\$ 4,727	\$ 4,908
8	\$ 1,443	\$ 1,508	\$ 5,273	\$ 5,454
9	\$ 1,593	\$ 1,658	\$ 5,819	\$ 6,000
10	\$ 1,743	\$ 1,808	\$ 6,365	\$ 6,546
11	\$ 1,743	\$ 1,808	\$ 6,365	\$ 6,546
12	\$ 1,743	\$ 1,808	\$ 6,365	\$ 6,546
13	\$ 1,743	\$ 1,808	\$ 6,365	\$ 6,546

Credit Hour	Current Resident	Proposed Resident	Current Non-Res.	Proposed Non-Res.
14	\$ 1,743	\$ 1,808	\$ 6,365	\$ 6,546
15	\$ 1,743	\$ 1,808	\$ 6,365	\$ 6,546
16	\$ 1,743	\$ 1,808	\$ 6,365	\$ 6,546
17	\$ 1,743	\$ 1,808	\$ 6,365	\$ 6,546
18	\$ 1,743	\$ 1,808	\$ 6,365	\$ 6,546
19	\$ 1,743	\$ 1,808	\$ 6,365	\$ 6,546
20	\$ 1,743	\$ 1,808	\$ 6,365	\$ 6,546
21	\$ 1,893	\$ 1,958	\$ 6,911	\$ 7,092
22	\$ 2,043	\$ 2,108	\$ 7,457	\$ 7,638
23	\$ 2,193	\$ 2,258	\$ 8,003	\$ 8,184
24	\$ 2,343	\$ 2,408	\$ 8,549	\$ 8,730
25	\$ 2,493	\$ 2,558	\$ 9,095	\$ 9,276



# How Adjustments will Affect Affordability


- Remain the most affordable institution in the state
- Comparison to peer institutions (annual tuition + fees, 15 credits)

Snow College	\$3,912
WICHE Schools	\$4,151
Rocky Mountain Schools	\$3,226
Peer Group	\$4,302
Carnegie Classification (19-20)	\$3,835

# Differential Tuition (if needed)

- Details of all tuition rates previously addressed

# QUESTIONS



# Motion

## *Snow College Tuition and Fees*

**MOTION 1:** I move to approve the proposed tuition and fee adjustments, including moving general student fees to tuition as recommended by the Snow College Board of Trustees.

**MOTION 2:** I move to approve the proposed tuition rate for Snow College technical education.



# Tuition and Fees Hearings 2021-22

Utah Board of Higher Education | March 25, 2021

# 2021 SLCC Tuition and Fee Meetings

Meeting(s)	Date(s)
General Student Fee Advisory Board	January 22, February 5, February 12, and February 19
Truth in Tuition Public Student Hearing	March 10
Student Leadership Review	February 5 and March 2
Cabinet Budget Meetings Review	February 4, February 18, and February 24
Cabinet Approval of Tuition and Fees	February 24
SLCC Board of Trustees Approval	March 10

# Overview of 2021-22 Tuition and Fee Requests

## SLCC Degree-Granting Request

	Current Tuition and Fees	\$ Tuition Adjustments	% Tuition Adjustments	\$ Student Fee Adjustments	% Student Fee Adjustments	Proposed Tuition and Fees	% Change
Undergraduate Resident	\$1,994.50	\$36.25	2.0%	\$12.00	5.6%	\$2,042.75	2.4%
Undergraduate Non-Resident	\$6,354.50	\$0.00	0.0%	\$12.00	5.6%	\$6,366.50	0.2%

## SLCC School of Applied Technology (SAT) Request

	Current Tuition	\$ Tuition Adjustments	% Tuition Adjustments	\$ Student Fee Adjustments	% Student Fee Adjustments	Proposed Tuition	% Change
Clock Hour Rate	\$2.40	\$0.05	2.0%	\$0.00	0.0%	\$2.45	2.0%

# General Student Fees Recommendation

---



# Student Fees to Tuition 2021-2022

Transferred Fee	Fee Rate
ID/Campus Card	(\$12.00)
Sustainability/Recycling	(\$2.25)
Gender & Sexuality Student Resource Center	(\$2.00)
Computer/Technology	(\$14.75)
Transportation	(\$4.25)
Globe/Student Newspaper	(\$0.50)
<b>Total</b>	<b>(\$35.75)</b>

- **\$35.75 decrease in fees and \$35.75 increase to tuition.**
- **Net cost to most students = \$0.**
- **Students on full scholarships, including SLCC Promise, will save money.**
- **The revenue impact is a 2% increase in tuition and -14.3% decrease in fees.**

# Recommended Student Fee Changes

## 2021-22 Student Fee Board Recommendations

	Current Rate	Change +/-	FY22 Rate	Rationale
Health & Wellness	\$23.25	3.75	\$27.00	Hire a mental health counselor
Athletics	\$38.50	3.00	\$41.50	Compensation and add E-Sports
Recreation	\$2.00	0.25	\$2.25	Equipment needs
Child Care	\$9.25	0.75	\$10.00	Compensation for child-care support
Student Activities	\$26.00	(0.75)	\$25.25	Fee reduction due to carry-forward
Union Building	\$32.50	5.00	\$37.50	Cover O&M of new Jordan Student Center
<b>Total Change</b>		<b>\$12.00</b>		

Note: No change to the Arts & Cultural Events, Student Services, Community Service and Building Bond Fees.

# 2021-22 Tuition Recommendation

---

# Proposed Tuition Adjustment Requests

Degree Granting Request				Student Fee Transition Only		
	Current Tuition	\$ Increase Legislative Mandates	% Increase Legislative Mandates	\$ Increase From Fees	% Increase From Fees	Proposed Tuition
Undergraduate Resident	\$1,744.00	\$36.25	2.0%	\$35.75	2.0%	\$1,816.00
Undergraduate Non-Resident*	\$6,104.00	\$0	0%	\$35.75	0.6%	\$6,139.75

SLCC SAT Request				
	Current Tuition	\$ Tuition Adjustments	Proposed Tuition	% Change
Clock Hour Rate	\$2.40	\$0.05	\$2.45	2.0%

\* SLCC determined not to raise non-resident tuition rates for the legislative mandates in order to better align with peer institutions.

# Current and Proposed Tuition Schedule

Credit Hour	Current Resident	Proposed Resident	Current Non-Res.	Proposed Non-Res.
1	\$169.00	\$212.75	\$600.00	\$601.25
2	\$309.00	\$358.50	\$1,090.00	\$1,104.75
3	\$452.50	\$504.25	\$1,583.75	\$1,608.25
4	\$596.00	\$650.00	\$2,086.00	\$2,111.75
5	\$739.50	\$795.75	\$2,588.25	\$2,615.25
6	\$883.00	\$941.50	\$3,090.50	\$3,118.75
7	\$1,026.50	\$1,087.25	\$3,592.75	\$3,622.25
8	\$1,170.00	\$1,233.00	\$4,095.00	\$4,125.75
9	\$1,313.50	\$1,378.75	\$4,597.25	\$4,629.25
10	\$1,457.00	\$1,524.50	\$5,099.50	\$5,132.75

Credit Hour	Current Resident	Proposed Resident	Current Non-Res.	Proposed Non-Res.
11	\$1,600.50	\$1,670.25	\$5,601.75	\$5,636.25
12-18	\$1,744.00	\$1,816.00	\$6,104.00	\$6,139.75
19	\$1,887.50	\$1,961.75	\$6,606.25	\$6,643.25
20	\$2,031.00	\$2,107.50	\$7,108.50	\$7,146.75
21	\$2,174.50	\$2,253.25	\$7,610.75	\$7,650.25
22	\$2,318.00	\$2,399.00	\$8,113.00	\$8,153.75
23	\$2,461.50	\$2,544.75	\$8,615.25	\$8,657.25
24	\$2,605.00	\$2,690.50	\$9,117.50	\$9,160.75
25	\$2,748.50	\$2,836.25	\$9,619.75	\$9,664.25

# 2021 SLCC Peer Comparisons

Utah Two-Year Institutions	2021 Tuition and Fees (2 Semesters) Full-time Students
SLCC	\$3,989
USU - Eastern; Blanding; Moab	\$4,367
Snow College	\$3,912

2022 New SLCC Tuition and Fee Rate
\$4,086

Regional and National Comparisons	2021 Tuition and Fees (2 Semesters)
WICHE Average	\$4,151
UBHE Peer Average	\$4,056
Carnegie Classification Average	\$4,011
Rocky Mountain Average*	\$3,026

\*Several states in the Rocky Mountain Average have a property tax option which keeps their tuition costs lower.

# SLCC Affordability Measures in 2020 and 2021

Measure	Impact
Tuition Increase Deferred	\$25.75 per semester, Summer and Fall 2020
Student Fee Refunds	\$40 for Fall 2020 and Spring 2021
Course Fee Savings	5 courses eliminated fees and 32 courses reduced fees. Total savings for the students- \$160,560 for 2021-2022
Admission Application Fee	\$40 fee waived for 2021-2022 academic year
Health and Wellness Center	Co-pays waived
Students in Crisis Fund	\$370,000 donor funds distributed to 600 students
Scholarships	\$3.5 million in SLCC Promise and other tuition waivers
Open Education Resources	\$3.5 million annual savings for 2019-2020

Thank you!  
Questions?

---





# Motion

## *Salt Lake Community College Tuition and Fees*

**MOTION 1:** I move to approve the proposed tuition and fee adjustments, including moving general student fees to tuition as recommended by the Salt Lake Community College Board of Trustees.

**MOTION 2:** I move to approve the proposed tuition rate increase for Salt Lake Community College School of Applied Technology.

# Motion

## *Technical Colleges Tuition*

I move to approve the proposed tuition rates for the following technical colleges:

Institution	Tuition per Membership Hour		\$ Change	% Change
	2020-21	2021-22		
Bridgerland Tech	\$2.00	\$2.00	\$0.00	0.00%
Davis Tech	\$2.10	\$2.10	\$0.00	0.00%
Dixie Tech	\$2.25	\$2.25	\$0.00	0.00%
Mountainland Tech	\$2.10	\$2.10	\$0.00	0.00%
Ogden-Weber Tech	\$2.00	\$2.00	\$0.00	0.00%
Southwest Tech	\$2.00	\$2.00	\$0.00	0.00%
Tooele Tech	\$2.00	\$2.00	\$0.00	0.00%
Uintah Basin Tech	\$2.00	\$2.00	\$0.00	0.00%

# Motion

## *Technical Colleges Differential Tuition*

I move to approve the proposed differential tuition rates for the following technical colleges:

1. Bridgerland Tech: Farm/Ranch Business Management
2. Bridgerland Tech: Assessment and Learning Center
3. Ogden-Weber Tech: Academic Learning Services
4. Tooele Tech: Academic Development Center
5. Uintah Basin Tech: Farm/Ranch Business Management