



# MEMORANDUM

TAB A

March 25, 2021

## 2021-22 Degree-Granting Tuition & Fees Proposals

State statute and [Board Policy R510, Tuition and Fees](#), requires the Board to annually set USHE institutions' tuition and student fees. Institutions have held public Truth-in-Tuition hearings, met with student leaders, and presented their tuition proposals to their respective boards of trustees, who carefully balanced critical funding needs with maintaining affordable access.

Legislative appropriations in the 2021 General Session included salary and health premium increases for faculty and staff, which were funded 75% with state funds, thereby requiring the other 25% to be match-funded by USHE institutional tuition increases. Institutions are also required to fund other mandated costs such as faculty tenure and promotion and insurance premium increases.

### Tuition & Fee Adjustments

In preparation for the tuition-setting process, the Commissioner's office provided institutions information regarding budgets, compensation increases, affordability measures, and peer institution comparisons.

Institutions were asked to develop three scenarios for tuition increases:

1. Keep tuition the same as last year
2. Increase tuition to match the compensation increase
3. Institution-specific request

This year, institutions were asked to evaluate each student fee and determine whether it could be eliminated or moved to tuition, which all institutions did to some degree. The following chart shows the total proposed tuition & fee changes between 2020-21 and 2021-22, ranging between -0.64% (SUU) and 3.53% (DSU), for a System average of **1.98%**.

Undergraduate Resident Tuition Annual Tuition & Fees – Two Semesters at 15 Credit Hours								
Institution	2020-21			2021-22			Total Tuition & Fees	
	Tuition	Fees	Total	Tuition	Fees	Total	\$ Change	% Change
UofU	8,418	1,247	9,665	8,628	1,188	9,816	\$151	1.56%
USU	6,732	1,128	7,860	7,137	918	8,055	\$195	2.49%
USU-SW*	3,641	726	4,367	3,957	516	4,473	\$106	2.42%
WSU	5,090	1,016	6,106	5,329	899	6,228	\$122	2.00%
SUU	6,006	764	6,770	6,006	720	6,726	\$(44)	-0.64%
Snow	3,486	426	3,912	3,616	384	4,000	\$88	2.25%
DSU	4,822	840	5,662	5,064	798	5,862	\$200	3.53%
UVU	5,192	714	5,906	5,368	642	6,010	\$104	1.76%
SLCC	3,488	501	3,989	3,632	454	4,086	\$97	2.43%
<i>*Statewide; includes Blanding, Moab, &amp; Eastern (Price)</i>						<b>Average</b>	<b>\$119</b>	<b>1.98%</b>

### Additional Information

Each institution will present in detail to the Board their respective tuition and fee proposals. Additional tuition and fee information by institution is available in the attached documents.

### Attachment

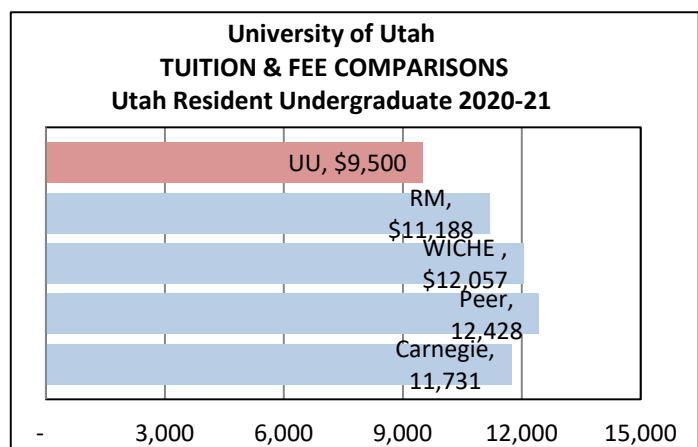
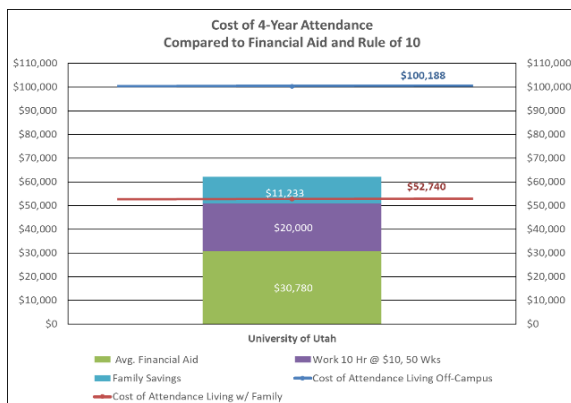
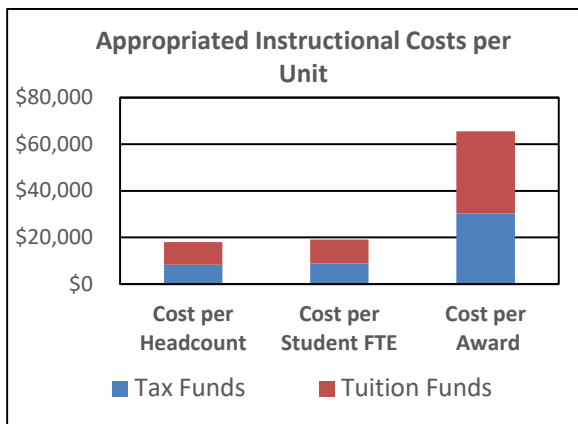
# University of Utah Annual Tuition Review

## 2021-22 Tuition Setting Process

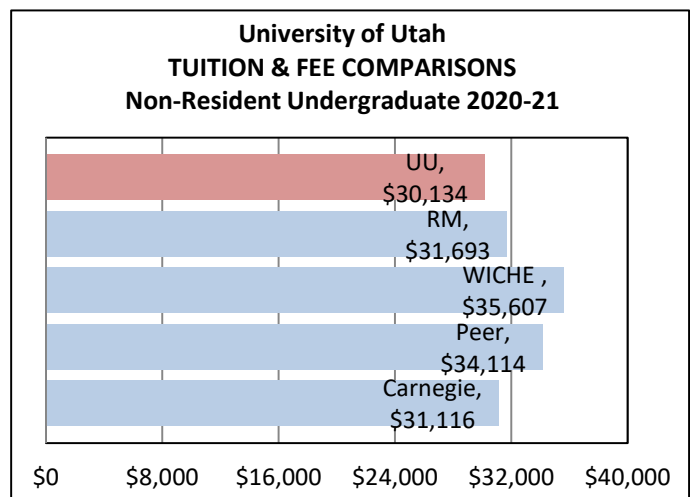
Appropriated Instructional Expenses	2019-20 Actual Expenses	2020-21 Estimated Expenses
Tax Funds	276,766,100	290,604,405
Tuition and Fees	322,806,459	338,946,782
Other Funds	1,077,100	1,130,955
<b>Total Revenues</b>	<b>600,649,659</b>	<b>630,682,142</b>

Tuition and Fees	2020-21 Current Tuition & Fees	2021-22 Requested Tuition & Fees
In-State Undergraduate	9,665	9,816
Out-of-State Undergrad.	30,134	31,389
In-State Graduate	9,521	9,840
Out-of-State Graduate	30,511	31,785

2019-20 Enrollment and Completion		
Fall Headcount	Annualized Student FTE	Total Awards
33,152	31,312	9,147



\*Carnegie data from 2019-20



\*Carnegie data from 2019-20

# Utah System of Higher Education

## FORM R-4A: 2021-22 PROPOSED NEW TUITION REVENUE

Due Date: March 9

Truth-in-Tuition Hearing: March 8, 2021 Presidents Cabinet Review: February 24, 2021 Institution: University of Utah  
 Student Leadership Review: March 8, 2021 Trustees Approval: March 12, 2021 Prepared by:

Line Item  
 All Current Year Tuition Budget  
 \$345,000,000

Option 1 - Institution Proposed Increase - Complete a R-4B form for each request beyond comp match and fee transfer			
Description	Proposed New Tuition Revenue	Estimated Per Student FTE Impact	
		\$ Impact	% Increase
Legislative Match to Cover Compensation and Other Mandated Increases	\$4,483,500	\$143	1.30%
Transfer of Student Fees to Tuition	\$2,500,000	\$80	0.72%
Faculty promotion and tenure	\$1,250,000	\$40	0.36%
Funds for Salary Equity	\$350,000	\$12	0.10%
			0.00%
			0.00%
Total	\$8,583,500	\$275	2.49%
Summary Description and Explanation:			
We understand that any increase can have an impact on individual students. We continue to ensure that students understand what options are available for scholarships, financial aid as well as the importance of completing the FAFSA. We are very appreciative of the Legislature funding to help support a 3% salary increase for faculty and staff funded by State funds. It is especially critical due to the pandemic related challenges this year that included no salary increase. The portion that needs to be funded from tuition will help retain our biggest asset -- our employees.			

Option 2: No Tuition Increase - All new costs will be covered through reallocation, cost savings, and efficiency efforts			
No Tuition Increase	Proposed New Tuition Revenue	Estimated Per Student FTE Impact	
		\$ Impact	% Increase
	\$0	\$0	0.00%
Summary Description and Explanation:			
No tuition increase would have a detrimental impact on retention and completion as we would need to make some cuts to pay salaries for faculty and staff who have not had increases for two years. This on top of the cuts that occurred to base budget in July would be especially challenging.			

Option 3: Legislative Match Funds Only - All new match funds will be covered by new revenue			
Description	Proposed New Tuition Revenue	Estimated Per Student FTE Impact	
		\$ Impact	% Increase
Legislative Match to Cover Compensation and Other Mandated Increases	\$4,483,500	\$143	1.30%
			0.00%
			0.00%
Total	\$4,483,500	\$143	1.30%
Summary Description and Explanation:			
This would cover the needed increase for salaries. However, it would not compensate for the switch of student fees to tuition. Funding for areas formally covered by student fees, such as the library, would be negatively impacted.			

# Utah System of Higher Education

## FORM R-4A: 2021-22 PROPOSED NEW TUITION REVENUE

Due Date: March 9

Truth-in-Tuition Hearing: March 8, 2021 Presidents Cabinet Review: February 24, 2021 Institution: University of Utah  
 Student Leadership Review: March 8, 2021 Trustees Approval: March 9, 2021 Prepared by:

Line Item Current Year Tuition Budget  
 Education & General \$307,000,000

Option 1 - Institution Proposed Increase - Complete a R-4B form for each request beyond comp match and fee transfer			
Description	Proposed New Tuition Revenue	Estimated Per Student FTE Impact	
		\$ Impact	% Increase
Legislative Match to Cover Compensation and Other Mandated Increases	\$4,026,800	\$134.45	1.31%
Transfer of Student Fees to Tuition	\$2,225,000	\$74	0.72%
Faculty promotion and tenure	\$1,070,000	\$36	0.35%
Funds for Salary Equity	\$350,000	\$12	0.11%
			0.00%
			0.00%
Total	\$7,671,800	\$256	2.50%
Summary Description and Explanation:			
We understand that any increase can have an impact on individual students. We continue to ensure that students understand what options are available for scholarships, financial aid as well as the importance of completing the FAFSA. We are very appreciative of the Legislature funding to help support a 3% salary increase for faculty and staff funded by State funds. It is especially critical due to the pandemic related challenges this year that included no salary increase. The portion that needs to be funded from tuition will help retain our biggest asset -- our employees.			

Option 2: No Tuition Increase - All new costs will be covered through reallocation, cost savings, and efficiency efforts			
No Tuition Increase	Proposed New Tuition Revenue	Estimated Per Student FTE Impact	
		\$ Impact	% Increase
	\$0	\$0	0.00%
Summary Description and Explanation:			
No tuition increase would have a detrimental impact on retention and completion as we would need to make some cuts to pay salaries for faculty and staff who have not had increases for two years. This on top of the cuts that occurred to base budget in July would be especially challenging.			

Option 3: Legislative Match Funds Only - All new match funds will be covered by new revenue			
Description	Proposed New Tuition Revenue	Estimated Per Student FTE Impact	
		\$ Impact	% Increase
Legislative Match to Cover Compensation and Other Mandated Increases	\$4,026,800		1.31%
			0.00%
			0.00%
Total	\$4,026,800	\$0	1.31%
Summary Description and Explanation:			
This would cover the needed increase for salaries. However, it would not compensate for the switch of student fees to tuition. Funding for areas formally covered by student fees, such as the library, would be negatively impacted.			

# Utah System of Higher Education

## FORM R-4A: 2021-22 PROPOSED NEW TUITION REVENUE

Due Date: March 9

Truth-in-Tuition Hearing:  Presidents Cabinet Review:  Institution:  University of Utah

Student Leadership Review:  Trustees Approval:  Prepared by:

Line Item Current Year Tuition Budget

School of Medicine \$31,800,000

Option 1 - Institution Proposed Increase - Complete a R-4B form for each request beyond comp match and fee transfer			
Description	Proposed New Tuition Revenue	Estimated Per Student FTE Impact	
		\$ Impact	% Increase
Legislative Match to Cover Compensation and Other Mandated Increases	\$405,100	\$349	1.27%
Transfer of Student Fees to Tuition	\$230,000	\$197	0.72%
Faculty promotion and tenure	\$160,000	\$137	0.50%
			0.00%
			0.00%
			0.00%
Total	\$795,100	\$683	2.50%

**Summary Description and Explanation:**

We understand that any increase can have an impact on individual students. We continue to ensure that students understand what options are available for scholarships, financial aid as well as the importance of completing the FAFSA. We are very appreciative of the Legislature funding to help support a 3% salary increase for faculty and staff funded by State funds. It is especially critical due to the pandemic related challenges this year that included no salary increase. The portion that needs to be funded from tuition will help retain our biggest asset -- our employees.

Option 2: No Tuition Increase - All new costs will be covered through reallocation, cost savings, and efficiency efforts			
No Tuition Increase	Proposed New Tuition Revenue	Estimated Per Student FTE Impact	
		\$ Impact	% Increase
	\$0	\$0	0.00%

**Summary Description and Explanation:**

No tuition increase would have a detrimental impact on retention and completion as we would need to make some cuts to pay salaries for faculty and staff who have not had increases for two years. This on top of the cuts that occurred to base budget in July would be especially challenging.

Option 3: Legislative Match Funds Only - All new match funds will be covered by new revenue			
Description	Proposed New Tuition Revenue	Estimated Per Student FTE Impact	
		\$ Impact	% Increase
Legislative Match to Cover Compensation and Other Mandated Increases	\$405,100		1.27%
			0.00%
			0.00%
Total	\$405,100	\$0	1.27%

**Summary Description and Explanation:**

This would cover the needed increase for salaries. However, it would not compensate for the switch of student fees to tuition. Funding for areas formally covered by student fees, such as the library, would be negatively impacted.

# Utah System of Higher Education

## FORM R-4A: 2021-22 PROPOSED NEW TUITION REVENUE

Due Date: March 9

Truth-in-Tuition Hearing: March 8, 2021

Presidents Cabinet Review: February 24, 2021

Institution: University of Utah

Student Leadership Review: March 8, 2021

Trustees Approval: March 9, 2021

Prepared by:

Line Item	Current Year Tuition Budget
School of Dentistry	\$6,200,000

Option 1 - Institution Proposed Increase - Complete a R-4B form for each request beyond comp match and fee transfer			
Description	Proposed New Tuition Revenue	Estimated Per Student FTE Impact	
		\$ Impact	% Increase
Legislative Match to Cover Compensation and Other Mandated Increases	\$51,600	\$258	0.83%
Transfer of Student Fees to Tuition	\$45,000	\$225	0.73%
Faculty promotion and tenure	\$20,000	\$100	0.32%
			0.00%
			0.00%
			0.00%
Total	\$116,600	\$583	1.88%
<b>Summary Description and Explanation:</b>			
We understand that any increase can have an impact on individual students. We continue to ensure that students understand what options are available for scholarships, financial aid as well as the importance of completing the FAFSA. We are very appreciative of the Legislature funding to help support a 3% salary increase for faculty and staff funded by State funds. It is especially critical due to the pandemic related challenges this year that included no salary increase. The portion that needs to be funded from tuition will help retain our biggest asset -- our employees.			

Option 2: No Tuition Increase - All new costs will be covered through reallocation, cost savings, and efficiency efforts			
No Tuition Increase	Proposed New Tuition Revenue	Estimated Per Student FTE Impact	
		\$ Impact	% Increase
	\$0	\$0	0.00%
<b>Summary Description and Explanation:</b>			
No tuition increase would have a detrimental impact on retention and completion as we would need to make some cuts to pay salaries for faculty and staff who have not had increases for two years. This on top of the cuts that occurred to base budget in July would be especially challenging.			

Option 3: Legislative Match Funds Only - All new match funds will be covered by new revenue			
Description	Proposed New Tuition Revenue	Estimated Per Student FTE Impact	
		\$ Impact	% Increase
Legislative Match to Cover Compensation and Other Mandated Increases	\$51,600		0.83%
			0.00%
			0.00%
Total	\$51,600	\$0	0.83%
<b>Summary Description and Explanation:</b>			
This would cover the needed increase for salaries. However, it would not compensate for the switch of student fees to tuition. Funding for areas formally covered by student fees, such as the library, would be negatively impacted.			

# Utah System of Higher Education

## FORM R-2: STUDENT FEE PROPOSAL

2021-22

Institution: University of Utah

Prepared by: SMH

Due Date: March 13, 2021

Submission Date:

### A. Current Year 2020-21

Fee Name	Category	15 Credit Hours or Full-time Student	Total Revenue Generated
ASUU	Student Activity/Support	\$46.24	\$1,717,000
Athletics	Athletic	\$165.38	\$6,042,000
Building	Building Support	\$238.48	\$7,648,000
Campus Connect	Student Activity/Support	\$1.50	\$50,000
Computing	Technology	\$238.90	\$6,831,000
Fine Arts	Student Activity/Support	\$35.00	\$1,300,000
Gardner Commons	Building Bond	\$90.00	\$3,339,000
Health	Health	\$40.96	\$1,299,000
Library	Student Activity/Support	\$27.00	\$1,117,000
Mental Health	Health	\$30.00	\$1,048,000
Publication Council	Student Activity/Support	\$18.00	\$668,000
Recreation	Student Activity/Support	\$37.62	\$1,397,000
Study Abroad	Student Activity/Support	\$6.00	\$223,000
Money Management	Student Activity/Support	\$6.00	\$223,000
Student Life Center	Building Bond	\$120.00	\$4,457,000
Student Union	Student Activity/Support	\$4.70	\$154,000
Sustainability	Student Activity/Support	\$5.00	\$186,000
Transportation	Transportation	\$116.70	\$4,300,000
Utilities	Building Support	\$20.00	\$743,000
Total Fees		\$1,247.48	\$42,742,000

### B. Proposed Year 2021-22

Fee Name	Category	15 Credit Hours or Full-time Student	Total Estimated Revenue
ASUU	Student Activity/Support	\$46.24	\$1,734,000
Athletics	Athletic	\$165.38	\$6,103,000
Building	Building Support	\$238.48	\$7,725,000
Campus Connect	Student Activity/Support	\$1.50	\$50,500
Computing	Technology	\$238.90	\$6,899,000
Fine Arts	Student Activity/Support	\$35.00	\$1,313,000
Gardner Commons	Building Bond	\$90.00	\$3,373,000
Health	Health	\$40.96	\$1,312,000
Mental Health	Health	\$30.00	\$1,059,000
Publication Council	Student Activity/Support	\$18.00	\$675,000
Recreation	Student Activity/Support	\$37.62	\$1,411,000
Student Life Center	Building Bond	\$120.00	\$4,502,000
Student Union	Student Activity/Support	\$4.70	\$156,000
Sustainability	Student Activity/Support	\$5.00	\$188,000
Transportation	Transportation	\$116.70	\$4,343,000
Total Fees		\$1,188.48	\$40,843,500

### C. Per Credit Hour Charges for 2021-22 General Student Fees per Semester

Credit Hours	\$ Amount
1	\$439.26
2	\$450.33
3	\$461.40
4	\$472.47
5	\$483.54
6	\$494.61
7	\$505.68
8	\$516.75
9	\$527.82
10	\$538.89
11	\$549.96
12	\$561.03
13	\$572.10
14	\$583.17
15	\$594.25
16	\$598.66
17	\$603.08
18	\$607.50
19	\$611.92
20	\$616.34
21	\$620.76
22	\$625.18
23	\$629.60
24	\$634.02
25	\$638.44

#### Notes:

Computing and Transportation fees currently vary depending on credit hours taken. FY2021 does not show \$150 per student reduction for all student fees. FY2022 assumes a 1% growth in enrollment.



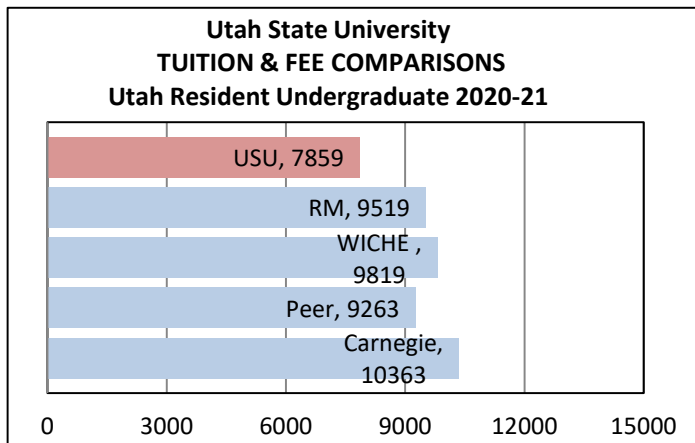
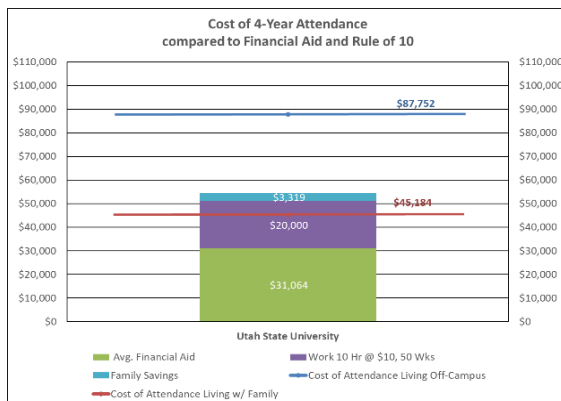
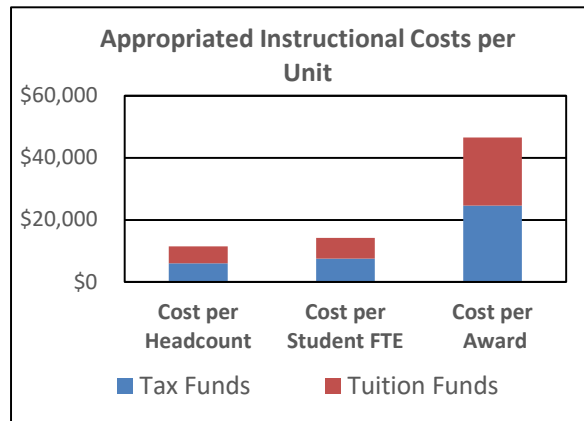
# Utah State University Annual Tuition Review

## 2021-22 Tuition Setting Process

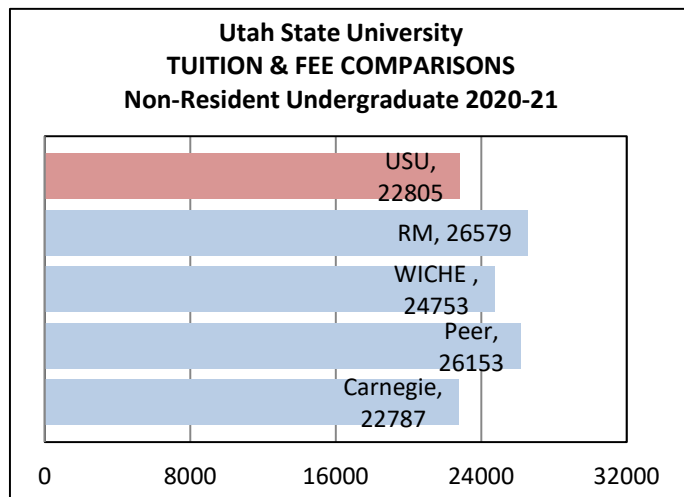
Appropriated Instructional Expenses	2019-20 Actual Expenses	2020-21 Estimated Expenses
Tax Funds	175,499,400	184,274,370
Tuition and Fees	156,593,008	164,422,658
Other Funds	303,554	318,732
<b>Total Revenues</b>	<b>332,395,962</b>	<b>349,015,760</b>

Tuition and Fees	2020-21 Current Tuition & Fees	2021-22 Requested Tuition & Fees
In-State Undergraduate	7,859	8,055
Out-of-State Undergrad.	22,805	23,434
In-State Graduate	9,072	9,302
Out-of-State Graduate	28,931	29,934

2019-20 Enrollment and Completion		
Fall Headcount	Annualized Student FTE	Total Awards
29,093	23,423	7,128



\*Carnegie data from 2019-20



\*Carnegie data from 2019-20

# Utah System of Higher Education

## FORM R-4A: 2021-22 PROPOSED NEW TUITION REVENUE

Due Date: March 9

Truth-in-Tuition Hearing: March 3, 2021

Presidents Cabinet Review:

Institution: Utah State University

Student Leadership Review: February 16, 2021

Trustees Approval: March 5, 2021

Prepared by: WJP

Line Item	Current Year Tuition Budget
All	\$137,552,700
Except Tech Ed	

Option 1 - Institution Proposed Increase - Complete a R-4B form for each request beyond comp match and fee transfer			
Description	Proposed New Tuition Revenue	Estimated Per Student FTE Impact	
		\$ Impact	% Increase
Legislative Match to Cover Compensation and Other Mandated Increases	\$1,929,800	\$47	1.40%
Promotion & Tenure	\$1,335,800	\$33	0.97%
Operating	\$723,400	\$18	0.53%
Transfer of Student Fees to Tuition	\$3,580,900	\$105.00	will vary by type of student
Total	\$7,569,900	\$203	
Summary Description and Explanation:			
The impact of these proposed adjustments will be addressed during USU's tuition hearing at the Board of Higher Ed meeting.			

Option 2: No Tuition Increase - All new costs will be covered through reallocation, cost savings, and efficiency efforts			
No Tuition Increase	Proposed New Tuition Revenue	Estimated Per Student FTE Impact	
		\$ Impact	% Increase
	\$0	\$0	0.00%
Summary Description and Explanation:			
Not considered at this time.			

Option 3: Legislative Match Funds Only - All new match funds will be covered by new revenue			
Description	Proposed New Tuition Revenue	Estimated Per Student FTE Impact	
		\$ Impact	% Increase
Legislative Match to Cover Compensation and Other Mandated Increases	\$1,929,800	\$47	1.40%
			0.00%
			0.00%
Total	\$1,929,800	\$47	1.40%
Summary Description and Explanation:			
The impact of these proposed adjustments will be addressed during USU's tuition hearing at the Board of Higher Ed meeting.			

# Utah System of Higher Education

## FORM R-2: STUDENT FEE PROPOSAL

2021-22

Logan

Institution: Utah State University

Prepared by: WJP

Due Date: March 13, 2021

Submission Date: March 13, 2021

### A. Current Year 2020-21

Fee Name	Category	15 Credit Hours or Full-time Student	Total Estimated Revenue
Activity	Student Activity/Support	\$74.60	\$1,310,500
Building	Building Support	\$294.60	\$5,175,900
Athletics	Athletic	\$279.28	\$4,905,400
Aggie Shuttle	Transportation	\$41.96	\$736,900
Health Services	Health	\$98.70	\$1,734,800
Technology	Technology	\$134.02	\$2,351,100
Campus Recreation	Student Activity/Support	\$74.40	\$1,305,200
Library	Student Activity/Support	\$67.42	\$1,188,700
Music & Theater	Student Activity/Support	\$21.28	\$374,000
Aggie Blue Bike	Transportation	\$5.56	\$96,900
Blue Goes Green	Student Activity/Support	\$6.14	\$106,700
Counseling & Psychological Services	Health	\$29.58	\$519,300
Total Fees		\$1,127.54	\$19,805,400
		\$563.77	

### B. Proposed Year 2021-22

Fee Name	Category	15 Credit Hours or Full-time Student	Total Estimated Revenue
Activity	Student Activity/Support	\$74.18	\$1,303,200
Building	Building Support	\$305.18	\$5,362,400
Athletics	Athletic	\$226.56	\$3,979,500
Aggie Shuttle	Transportation	\$39.04	\$685,700
Health Services	Health	\$0.00	\$0
Technology	Technology	\$113.44	\$1,990,100
Campus Recreation	Student Activity/Support	\$73.96	\$1,297,400
Library	Student Activity/Support	\$64.02	\$1,128,700
Music & Theater	Student Activity/Support	\$21.16	\$371,700
Aggie Blue Bike	Transportation	\$0.00	\$0
Blue Goes Green	Student Activity/Support	\$0.00	\$0
Counseling & Psychological Services	Health	\$0.00	\$0
Total Fees		\$917.54	\$16,118,700
		\$458.77	

### C. Per Credit Hour Charges for 2021-22 General Student Fees per Semester

Credit Hours	\$ Amount
1	\$302.46
2	\$316.67
3	\$330.88
4	\$345.09
5	\$359.30
6	\$373.51
7	\$387.72
8	\$401.93
9	\$416.14
10	\$430.35
11	\$444.56
12	\$458.77
13	\$458.77
14	\$458.77
15	\$458.77
16	\$458.77
18	\$458.77
19	\$472.98
20	\$487.19
21	\$501.40
22	\$515.61
23	\$529.82
24	\$544.03
25	\$558.24

#### Notes:

##### Explanation of changes:

- 1) \$105.00 decrease for fees-to-tuition initiative
- 2) Implement student approved changes in the Building fee and Technology fee, while keeping the overall increase at \$0.

# Utah System of Higher Education

## FORM R-2: STUDENT FEE PROPOSAL

2021-22

Statewide

Institution: Utah State University

Prepared by: WJP

Due Date: March 13, 2021

Submission Date: March 13, 2021

### A. Current Year 2020-21

Fee Name	Category	15 Credit Hours or Full-time Student	Total Estimated Revenue
Athletics	Athletic	\$0.00	\$0
Activity	Student Activity/Support	\$68.52	\$236,700
Building	Building Support	\$117.34	\$405,400
Instructional & Student Support	Student Activity/Support	\$540.28	\$1,866,000
Total Fees		\$726.14	\$2,508,100
		\$363.07	

### B. Proposed Year 2021-22

Fee Name	Category	15 Credit Hours or Full-time Student	Total Estimated Revenue
Athletics	Athletic	\$0.00	\$0
Activity	Student Activity/Support	\$68.52	\$236,700
Building	Building Support	\$117.34	\$405,400
Instructional & Student Support	Student Activity/Support	\$330.28	\$1,140,800
Total Fees		\$516.14	\$1,782,900
		\$258.07	

### C. Per Credit Hour Charges for 2021-22 General Student Fees per Semester

Credit Hours	\$ Amount
1	\$170.29
2	\$178.27
3	\$186.25
4	\$194.23
5	\$202.21
6	\$210.19
7	\$218.17
8	\$226.15
9	\$234.13
10	\$242.11
11	\$250.09
12	\$258.07
13	\$258.07
14	\$258.07
15	\$258.07
16	\$258.07
17	\$258.07
19	\$266.05
20	\$274.03
21	\$282.01
22	\$289.99
23	\$297.97
24	\$305.95
25	\$313.93

Notes:

Entire change due to the fees-to-tuition initiative

# Utah System of Higher Education

## FORM R-2: STUDENT FEE PROPOSAL

2021-22

USU E Price

Institution: Utah State University

Prepared by: WJP

Due Date: March 13, 2021

Submission Date: March 13, 2021

### A. Current Year 2020-21

Fee Name	Category	15 Credit Hours or Full-time Student	Total Estimated Revenue
Athletics	Athletic	\$110.00	\$103,000
Activity	Student Activity/Support	\$276.06	\$258,600
Building	Building Support	\$14.98	\$14,000
Instructional & Student Support	Student Activity/Support	\$325.10	\$304,600
Total Fees		\$726.14	\$680,200
		\$363.07	

### B. Proposed Year 2021-22

Fee Name	Category	15 Credit Hours or Full-time Student	Total Estimated Revenue
Athletics	Athletic	\$110.00	\$103,000
Activity	Student Activity/Support	\$276.06	\$258,600
Building	Building Support	\$13.82	\$12,900
Instructional & Student Support	Student Activity/Support	\$116.26	\$108,900
Total Fees		\$516.14	\$483,400
		\$258.07	

### C. Per Credit Hour Charges for 2021-22 General Student Fees per Semester

Credit Hours	\$ Amount
1	\$170.29
2	\$178.27
3	\$186.25
4	\$194.23
5	\$202.21
6	\$210.19
7	\$218.17
8	\$226.15
9	\$234.13
10	\$242.11
11	\$250.09
12	\$258.07
13	\$258.07
14	\$258.07
15	\$258.07
16	\$258.07
18	\$258.07
19	\$266.05
20	\$274.03
21	\$282.01
22	\$289.99
23	\$297.97
24	\$305.95
25	\$313.93

Notes:

Entire change due to the fees-to-tuition initiative

# Utah System of Higher Education

## FORM R-2: STUDENT FEE PROPOSAL

2021-22

Blanding

Institution: Utah State University

Prepared by: WJP

Due Date: March 13, 2021

Submission Date: March 13, 2021

### A. Current Year 2020-21

Fee Name	Category	15 Credit Hours or Full-time Student	Total Estimated Revenue
Athletics	Athletic	\$0.00	\$0
Activity	Student Activity/Support	\$384.68	\$179,100
Building	Building Support	\$56.00	\$26,100
Instructional & Student Support	Student Activity/Support	\$285.46	\$133,000
Total Fees		\$726.14	\$338,200
		\$363.07	

### B. Proposed Year 2021-22

Fee Name	Category	15 Credit Hours or Full-time Student	Total Estimated Revenue
Athletics	Athletic	\$0.00	\$0
Activity	Student Activity/Support	\$174.68	\$81,400
Building	Building Support	\$56.00	\$26,100
Instructional & Student Support	Student Activity/Support	\$285.46	\$133,000
Total Fees		\$516.14	\$240,500
		\$258.07	

### C. Per Credit Hour Charges for 2021-22 General Student Fees per Semester

Credit Hours	\$ Amount
1	\$170.29
2	\$178.27
3	\$186.25
4	\$194.23
5	\$202.21
7	\$218.17
8	\$226.15
9	\$234.13
10	\$242.11
11	\$250.09
12	\$258.07
13	\$258.07
14	\$258.07
15	\$258.07
16	\$258.07
17	\$258.07
18	\$258.07
19	\$266.05
20	\$274.03
21	\$282.01
22	\$289.99
23	\$297.97
24	\$305.95
25	\$313.93

Notes:

Entire change due to the fees-to-tuition initiative

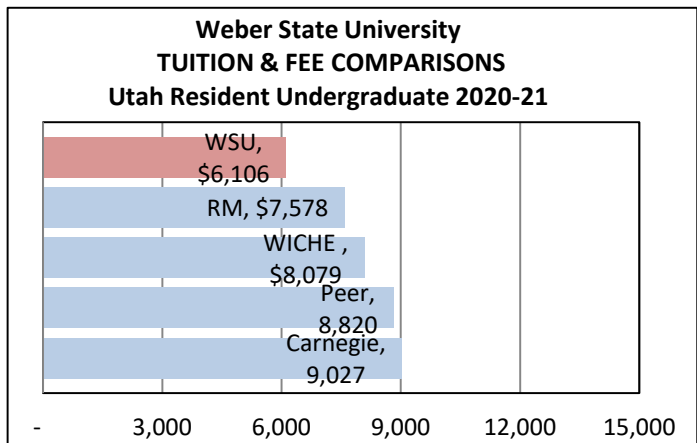
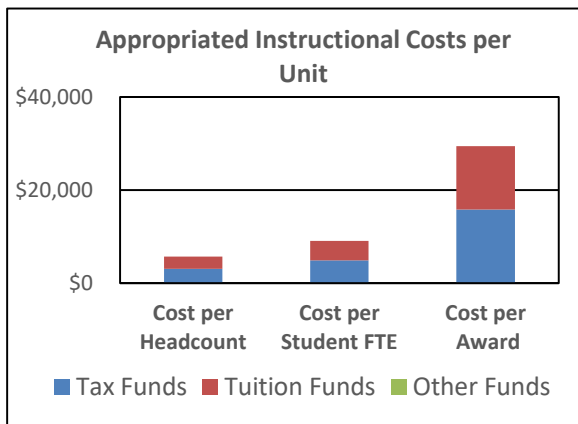
# Weber State University Annual Tuition Review

## 2021-22 Tuition Setting Process

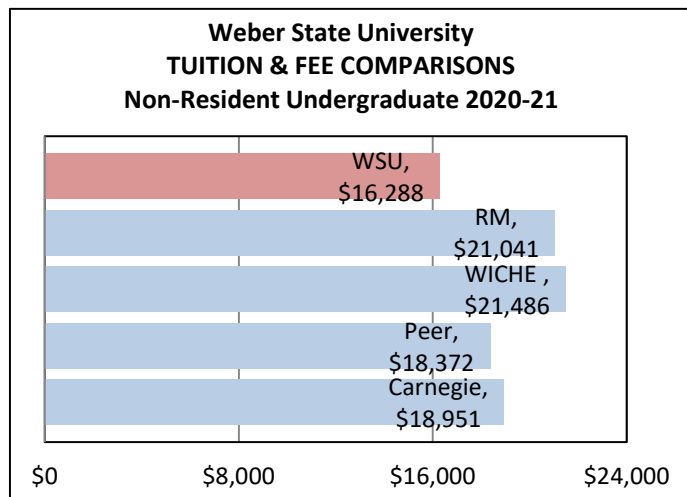
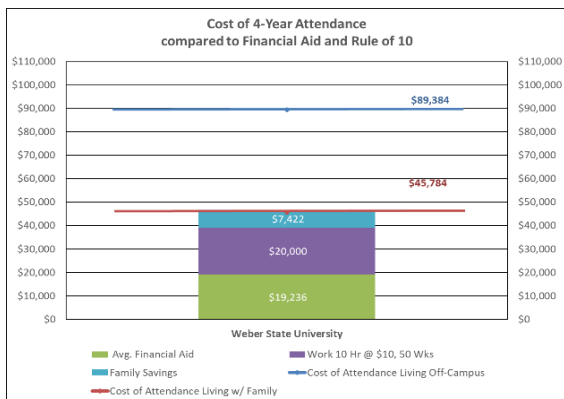
Appropriated Instructional Expenses	2019-20 Actual Expenses	2020-21 Estimated Expenses
Tax Funds	91,452,900	96,025,545
Tuition and Fees	78,727,589	82,663,968
Other Funds		
<b>Total Revenues</b>	<b>170,180,489</b>	<b>178,689,513</b>

Tuition and Fees	2020-21 Current Tuition & Fees	2021-22 Requested Tuition & Fees
In-State Undergraduate	6,106	6,228
Out-of-State Undergrad.	16,288	16,645
In-State Graduate	8,422	8,653
Out-of-State Graduate	19,622	20,111

2019-20 Enrollment and Completion		
Fall Headcount	Annualized Student FTE	Total Awards
29,969	18,723	5,782



\*Carnegie data from 2019-20



\*Carnegie data from 2019-20

# Utah System of Higher Education

## FORM R-4A: 2021-22 PROPOSED NEW TUITION REVENUE

Due Date: March 9

Truth-in-Tuition Hearing: February 22, 2021

Presidents Cabinet Review: March 3, 2021

Institution: Weber State University

Student Leadership Review: February 22, 2021

Trustees Approval: March 16, 2021

Prepared by: Clayton Anderson

Line Item  
Education & General

Current Year Tuition Budget  
\$79,280,226

Option 1 - Institution Proposed Increase - Complete a R-4B form for each request beyond comp match and fee transfer			
Description	Proposed New Tuition Revenue	Estimated Per Student FTE Impact	
		\$ Impact	% Increase
Legislative Match to Cover Compensation and Other Mandated Increases	\$1,183,789	\$63.23	1.49%
Transfer of Student Fees to Tuition	\$2,145,923	\$114.61	2.71%
Faculty Promotion and Tenure	\$190,842	\$10.19	0.24%
Fuel & Power	\$128,000	\$6.84	0.16%
HR Software Upgrade	\$84,000	\$4.49	0.11%
			0.00%
Total	\$3,732,553	\$199	4.71%
Summary Description and Explanation:			
A 2.0% tuition increase will allow WSU to better retain current faculty and staff. This modest increase in tuition includes funding for Faculty Promotion and Tenure. WSU will be able to cover our increasing fuel and power costs as well as needed upgrades to our HR software. WSU also needs an additional 2.71% tuition increase to cover the required shift of Student Fees to Tuition			

Option 2: No Tuition Increase - All new costs will be covered through reallocation, cost savings, and efficiency efforts			
No Tuition Increase	Proposed New Tuition Revenue	Estimated Per Student FTE Impact	
		\$ Impact	% Increase
	\$0	\$0	0.00%
Summary Description and Explanation:			
WSU made significant efforts through reallocation, cost savings, and efficiency but that is not enough to allow us to continue our current improvement efforts. If we do not receive a tuition increase then we will experience a negative impact across the board. We will likely lose staff at an even higher rate and not be able to provide the services needed by our students. WSU will also not be able to meet the legislative required match.			

Option 3: Legislative Match Funds Only - All new match funds will be covered by new revenue			
Description	Proposed New Tuition Revenue	Estimated Per Student FTE Impact	
		\$ Impact	% Increase
Legislative Match to Cover Compensation and Other Mandated Increases	\$1,183,789	\$63.23	1.49%
			0.00%
			0.00%
Total	\$1,183,789	\$63	1.49%
Summary Description and Explanation:			
The impact on student access at WSU with this option will likely be minimal. However, the ability to continue to increase services to improve retention and completion would suffer for lack of funding. WSU staffing would continue to have difficulties in retaining quality faculty and staff and filling open positions.			



# Utah System of Higher Education

## FORM R-2: STUDENT FEE PROPOSAL

2021-22

Institution: Weber State University

Prepared by: Clayton Anderson

Due Date: March 13, 2021

Submission Date:

### A. Current Year 2020-21

Fee Name	Category	15 Credit Hours or Full-time Student	Total Revenue Generated
Activity	Student Activity/Support	\$267.90	\$4,575,720
Building	Building Bond	\$250.58	\$4,056,467
Athletic	Athletic	\$152.72	\$2,472,547
Union Building	Building Support	\$73.56	\$1,191,027
Student Computer Labs	Technology	\$27.10	\$438,643
ID Card/ Student Support	Student Activity/Support	\$19.00	\$312,197
Medical	Health	\$62.54	\$1,012,632
Recreation	Student Activity/Support	\$79.56	\$1,287,964
Transportation	Transportation	\$15.30	\$247,840
Computer	Technology	\$67.94	\$1,100,000
Total Fees		\$1,016.20	\$16,695,037

### B. Proposed Year 2021-22

Fee Name	Category	15 Credit Hours or Full-time Student	Total Estimated Revenue
Activity	Student Activity/Support	\$235.22	\$4,070,438.00
Building	Building Bond	\$252.44	\$4,066,373
Athletic	Athletic	\$156.28	\$2,517,201
Union Building	Building Support	\$73.30	\$1,180,517
Student Computer Labs	Technology	\$0.00	\$0
ID Card/ Student Support	Student Activity/Support	\$19.00	\$312,197
Medical	Health	\$64.60	\$1,040,420
Recreation	Student Activity/Support	\$82.78	\$1,333,240
Transportation	Transportation	\$15.38	\$247,584
Computer	Technology	\$0.00	\$0
Total Fees		\$899.00	\$14,767,970

### C. Per Credit Hour Charges for 2021-22 General Student Fees per Semester

Credit Hours	\$ Amount
1	\$119.70
2	\$152.68
3	\$185.66
4	\$218.64
5	\$251.62
6	\$284.60
7	\$317.58
8	\$350.56
9	\$383.54
10	\$416.52
11	\$449.50
12	\$449.50
13	\$449.50
14	\$449.50
15	\$449.50
16	\$449.50
17	\$449.50
18	\$449.50
19	\$449.50
20	\$449.50
21	\$449.50
22	\$449.50
23	\$449.50
24	\$449.50
25	\$449.50

Notes:

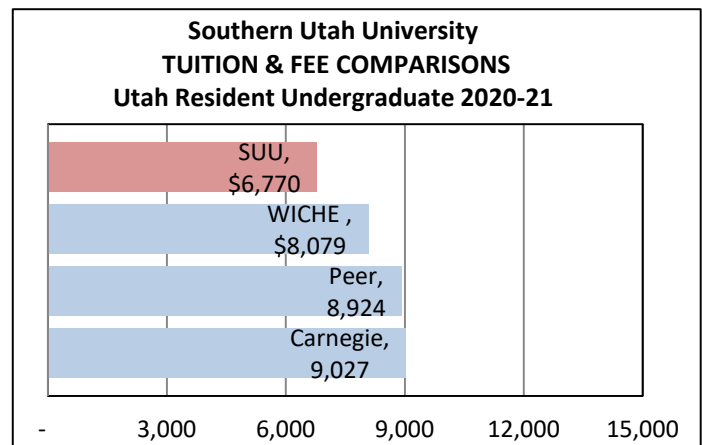
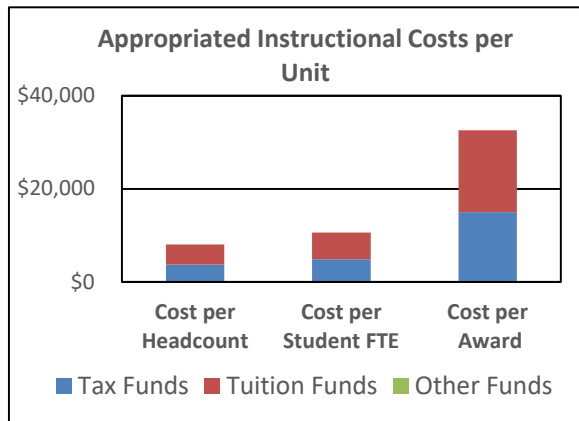
# Southern Utah University Annual Tuition Review

## 2021-22 Tuition Setting Process

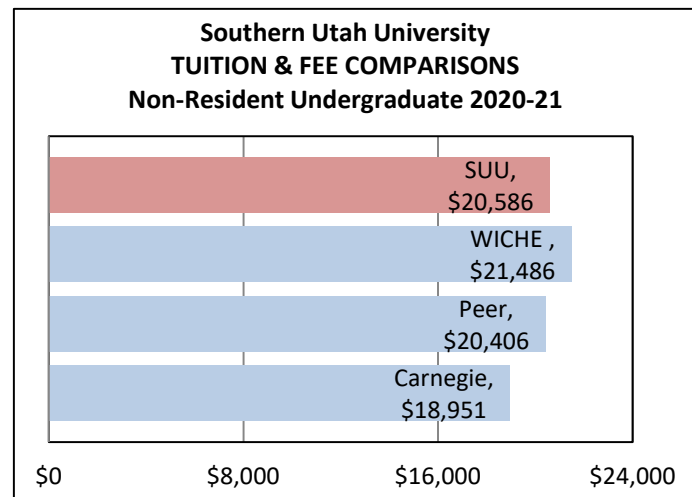
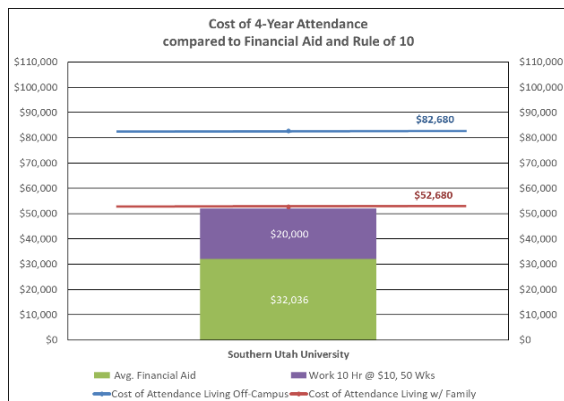
Appropriated Instructional Expenses	2019-20 Actual Expenses	2020-21 Estimated Expenses
Tax Funds	45,349,100	47,616,555
Tuition and Fees	53,190,810	55,850,351
Other Funds		
<b>Total Revenues</b>	<b>98,539,910</b>	<b>103,466,906</b>

Tuition and Fees	2020-21 Current Tuition & Fees	2021-22 Requested Tuition & Fees
In-State Undergraduate	6,770	6,726
Out-of-State Undergrad.	20,586	20,542
In-State Graduate	7,962	7,918
Out-of-State Graduate	24,532	24,488

2019-20 Enrollment and Completion		
Fall Headcount	Annualized Student FTE	Total Awards
12,210	9,302	3,027



\*Carnegie data from 2019-20



\*Carnegie data from 2019-20

# Utah System of Higher Education

## FORM R-4A: 2021-22 PROPOSED NEW TUITION REVENUE

Due Date: March 9

Truth-in-Tuition Hearing: February 23, 2021

Presidents Cabinet Review: February 22, 2021

Institution: Southern Utah University

Student Leadership Review: February 23, 2021

Trustees Approval: March 8, 2021

Prepared by: MJA

Line Item  
Education & General

Current Year Tuition Budget  
\$51,600,000

Option 1 - Institution Proposed Increase - Complete a R-4B form for each request beyond comp match and fee transfer			
Description	Proposed New Tuition Revenue	Estimated Per Student FTE Impact	
		\$ Impact	% Increase
Legislative Match to Cover Compensation and Other Mandated Increases	\$0	\$0	0.00%
Transfer of Student Fees to Tuition	\$0	\$0	0.00%
			0.00%
			0.00%
			0.00%
			0.00%
Total	\$0	\$0	0.00%
Summary Description and Explanation:			

Option 2: No Tuition Increase - All new costs will be covered through reallocation, cost savings, and efficiency efforts			
No Tuition Increase	Proposed New Tuition Revenue	Estimated Per Student FTE Impact	
		\$ Impact	% Increase
	\$0	\$0	0.00%
Summary Description and Explanation:			
Southern Utah University is not recommending a general tuition increase for 2021-22. This is the third consecutive year SUU has not raised tuition. Further, the Administration has proposed a \$22.00/semester reduction in general student fees for the upcoming fiscal year. There will not be a compensating tuition increase for lost fee revenue. All new costs will be covered through reallocation and growth revenue.			

Option 3: Legislative Match Funds Only - All new match funds will be covered by new revenue			
Description	Proposed New Tuition Revenue	Estimated Per Student FTE Impact	
		\$ Impact	% Increase
Legislative Match to Cover Compensation and Other Mandated Increases	\$0	\$0	0.00%
			0.00%
			0.00%
Total	\$0	\$0	0.00%
Summary Description and Explanation:			

# Utah System of Higher Education

## FORM R-2: STUDENT FEE PROPOSAL

2021-22

Institution: Southern Utah University

Prepared by: MJA

Due Date: March 9, 2021

Submission Date: March 9, 2021

### A. Current Year 2020-21

Fee Name	Category	15 Credit Hours or Full-time Student	Total Revenue Generated
Athletics	Athletic	\$206.00	\$1,684,500
Building	Building Bond	\$212.00	\$1,673,300
Building	Building Support	\$110.00	\$503,200
Campus Recreation	Student Activity/Support	\$10.00	\$45,700
Civic Engagement	Student Activity/Support	\$2.00	\$9,100
Community Engagement	Student Activity/Support	\$9.50	\$43,500
Counseling & Psychological Services	Health	\$40.00	\$337,600
Outdoor Recreation	Student Activity/Support	\$16.00	\$135,000
Student Activities - Music	Student Activity/Support	\$6.50	\$29,700
Student Activities - Theater Arts & Dance	Student Activity/Support	\$8.00	\$36,600
Student Association	Student Activity/Support	\$21.50	\$98,300
Student Center Activity	Student Activity/Support	\$38.00	\$173,800
Student Computer Labs	Technology	\$64.00	\$401,000
Student I.D.	Student Activity/Support	\$3.00	\$16,300
Tutoring Center	Student Activity/Support	\$6.00	\$27,400
University Journal	Student Activity/Support	\$11.00	\$50,300
Total Fees		\$763.50	\$5,265,300

### B. Proposed Year 2021-22

Fee Name	Category	15 Credit Hours or Full-time Student	Total Estimated Revenue
Athletics	Athletic	\$206.00	\$1,816,600
Building	Building Bond	\$212.00	\$1,869,500
Building	Building Support	\$102.00	\$899,500
Campus Recreation	Student Activity/Support	\$10.00	\$88,200
Civic Engagement	Student Activity/Support	\$2.00	\$17,600
Community Engagement	Student Activity/Support	\$9.50	\$83,800
Counseling & Psychological Services	Health	\$40.00	\$352,700
Outdoor Recreation	Student Activity/Support	\$16.00	\$141,100
Student Activities - Music	Student Activity/Support	\$6.50	\$57,300
Student Activities - Theater Arts & Dance	Student Activity/Support	\$8.00	\$70,500
Student Association	Student Activity/Support	\$21.50	\$189,600
Student Center Activity	Student Activity/Support	\$38.00	\$335,100
Student Computer Labs	Technology	\$32.00	\$282,200
Student I.D.	Student Activity/Support	\$0.00	\$0
Tutoring Center	Student Activity/Support	\$6.00	\$52,900
University Journal	Student Activity/Support	\$10.00	\$88,200
Total Fees		\$719.50	\$6,344,800

### C. Per Credit Hour Charges for 2021-22 General Student Fees per Semester

Credit Hours	\$ Amount
1	\$44.75
2	\$79.75
3	\$114.75
4	\$149.75
5	\$184.75
6	\$219.75
7	\$254.75
8	\$289.75
9	\$324.75
10	\$359.75
11	\$359.75
12	\$359.75
13	\$359.75
14	\$359.75
15	\$359.75
16	\$359.75
17	\$359.75
18	\$359.75
19	\$359.75
20	\$359.75
21	\$359.75
22	\$359.75
23	\$359.75
24	\$359.75
25	\$359.75

#### Notes:

Fee revenue generation was lower than normal for 2020-21. Fall 2020 fees were reduced by 40% as some services were limited due to COVID restrictions.

Reduction in SUMA building support, student headcount growth has reduced financial need per student.

Reduction in University Journal costs, moved more content from print to online.

Reduction in Computer Labs moved expenses to E&G.

Eliminated Student ID fee, moved expenses to E&G.

SUU is not raising tuition in 2021-22 to compensate for reduced revenues as a result of fee reductions.

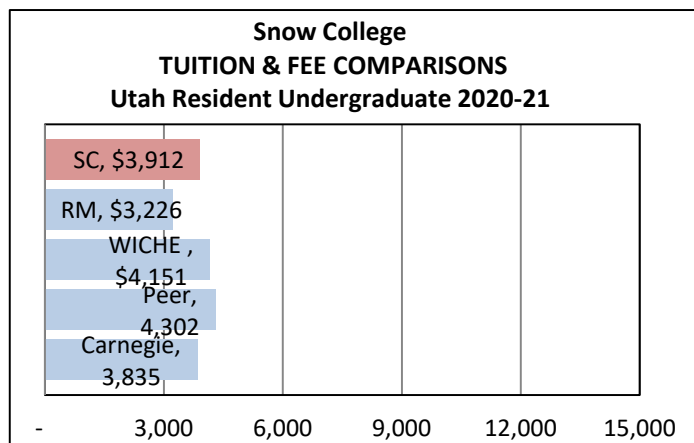
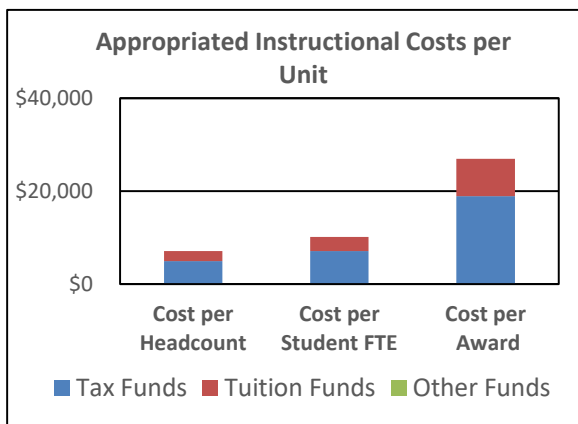
# Snow College Annual Tuition Review

## 2021-22 Tuition Setting Process

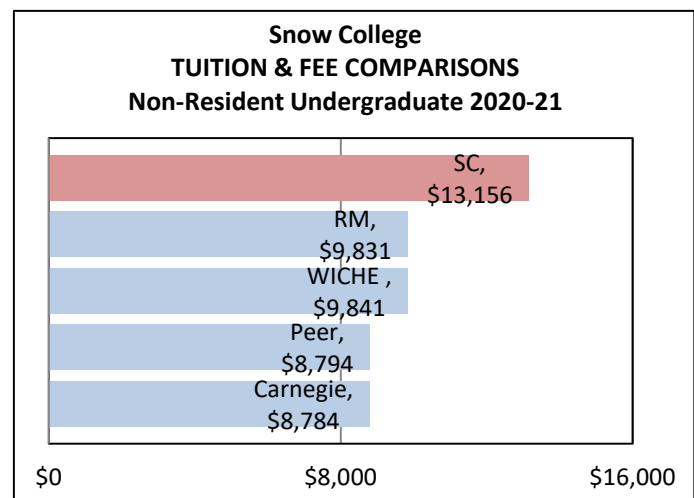
Appropriated Instructional Expenses	2019-20 Actual Expenses	2020-21 Estimated Expenses
Tax Funds	27,116,300	28,472,115
Tuition and Fees	11,542,171	12,119,280
Other Funds		
<b>Total Revenues</b>	<b>38,658,471</b>	<b>40,591,395</b>

Tuition and Fees	2020-21 Current Tuition & Fees	2021-22 Requested Tuition & Fees
In-State Undergraduate	3,912	4,000
Out-of-State Undergrad.	13,156	13,476
In-State Graduate	0	0
Out-of-State Graduate	0	0

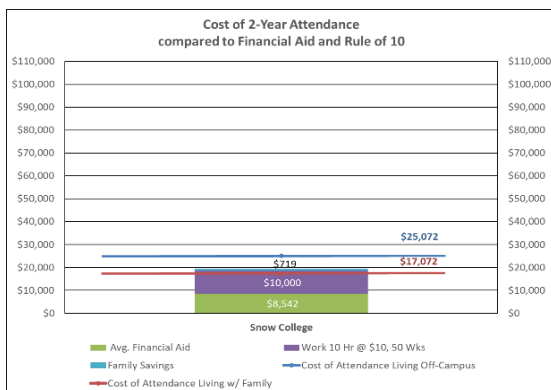
2019-20 Enrollment and Completion		
Fall Headcount	Annualized Student FTE	Total Awards
5,450	3,822	1,434



\*Carnegie data from 2019-20



\*Carnegie data from 2019-20



# Utah System of Higher Education

## FORM R-4A: 2021-22 PROPOSED NEW TUITION REVENUE

Due Date: March 9

Truth-in-Tuition Hearing: March 4, 2021 Presidents Cabinet Review: March 4, 2021 Institution: Snow College

Student Leadership Review: March 4, 2021 Trustees Approval: March 19, 2021 Prepared by: SLH

Line Item Current Year Tuition Budget

Education & General \$11,201,332

Option 1 - Institution Proposed Increase - Complete a R-4B form for each request beyond comp match and fee transfer			
Description	Proposed New Tuition Revenue	Estimated Per Student FTE Impact	
		\$ Impact	% Increase
Legislative Match to Cover Compensation and Other Mandated Increases	\$261,914	\$66	2.34%
Transfer of Student Fees to Tuition	\$113,500	\$29	1.01%
Advancement & Tenure	\$100,000	\$25	0.89%
			0.00%
			0.00%
			0.00%
Total	\$475,414	\$121	4.24%
Summary Description and Explanation:			
The increase would allow for consistent practice of advancement and tenure which helps us to attract and retain qualified instructors and staff. Providing the benefits and compensation to all employees would help to attract and retain qualified employees in our area. Keeping qualified employees would help keep our student completion rates at current high levels.			

Option 2: No Tuition Increase - All new costs will be covered through reallocation, cost savings, and efficiency efforts			
No Tuition Increase	Proposed New Tuition Revenue	Estimated Per Student FTE Impact	
		\$ Impact	% Increase
	\$0	\$0	0.00%
Summary Description and Explanation:			
If we still gave a 3% compensation increase we would need to cut 3 FTE's for a cost of approximately \$240,000. The remaining \$22,000 would be taken out of our allotment for adjunct wages which would decrease the number of credits available to teach by 28 credits. This would decrease our retention and completion rates by the inability to offer sufficient courses to accommodate the students schedule. It would increase class sizes which would decrease the quality of instruction the students received.			

Option 3: Legislative Match Funds Only - All new match funds will be covered by new revenue			
Description	Proposed New Tuition Revenue	Estimated Per Student FTE Impact	
		\$ Impact	% Increase
Legislative Match to Cover Compensation and Other Mandated Increases	\$261,914	\$66	2.34%
			0.00%
			0.00%
Total	\$261,914	\$66	2.34%
Summary Description and Explanation:			
This option is unfavorable since it would not fund advancement and tenure which would hurt our attraction and retention of qualified instructors. Student retention and completion could reduce if our qualified employees actively sought after other opportunities.			

# Utah System of Higher Education

## FORM R-2: STUDENT FEE PROPOSAL

2021-22

Institution:	Snow College
Prepared by:	SLH
Due Date:	March 9, 2021
Submission Date:	March 9, 2021

### A. Current Year 2020-21

Fee Name	Category	15 Credit Hours or Full-time Student	Total Revenue Generated
Student Government & Activities	Student Activity/Support	\$68.30	\$203,498
Building	Building Bond	\$176.30	\$501,519
Athletic	Athletic	\$42.00	\$109,302
Music	Student Activity/Support	\$10.00	\$29,392
Computer	Technology	\$31.90	\$101,889
Theater	Student Activity/Support	\$8.90	\$24,615
Activity Center	Athletic	\$27.00	\$70,266
Communications	Student Activity/Support	\$8.00	\$20,820
Intramurals	Student Activity/Support	\$12.00	\$31,229
Fitness	Athletic	\$6.00	\$18,037
Insurance	Health	\$5.60	\$15,930
Wellness Center	Health	\$20.00	\$56,894
Graduation	Student Activity/Support	\$10.00	\$28,447
Total Fees		\$426.00	\$1,211,838

### B. Proposed Year 2021-22

Fee Name	Category	15 Credit Hours or Full-time Student	Total Estimated Revenue
Student Government & Activities	Student Activity/Support	\$68.30	\$205,000
Building	Building Bond	\$176.30	\$500,000
Athletic	Athletic	\$42.00	\$110,000
Music	Student Activity/Support	\$10.00	\$30,000
Theater	Student Activity/Support	\$8.90	\$25,000
Activity Center	Athletic	\$27.00	\$70,000
Communications	Student Activity/Support	\$8.00	\$20,000
Intramurals	Student Activity/Support	\$12.00	\$30,000
Fitness	Athletic	\$6.00	\$18,000
Insurance	Health	\$5.50	\$16,000
Wellness Center	Health	\$20.00	\$55,000
Total Fees		\$384.00	\$1,079,000

### C. Per Credit Hour Charges for 2021-22 General Student Fees per Semester

Credit Hours	\$ Amount
1	\$0.00
2	\$0.00
3	\$52.00
4	\$72.00
5	\$92.00
6	\$112.00
7	\$132.00
8	\$152.00
9	\$172.00
10	\$192.00
11	\$192.00
12	\$192.00
13	\$192.00
14	\$192.00
15	\$192.00
16	\$192.00
17	\$192.00
18	\$192.00
19	\$192.00
20	\$192.00
21	\$192.00
22	\$192.00
23	\$192.00
24	\$192.00
25	\$192.00

Notes:

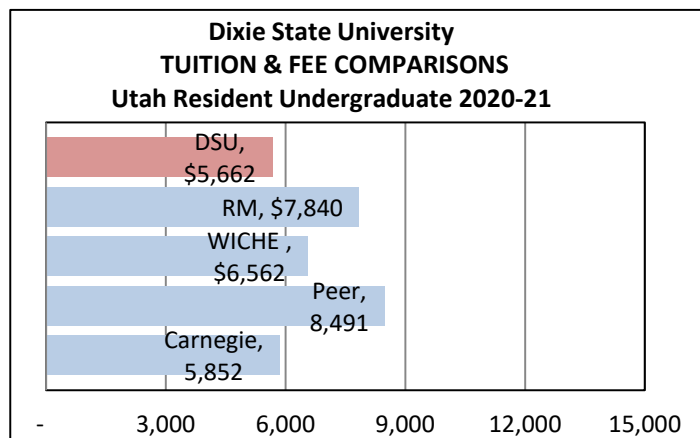
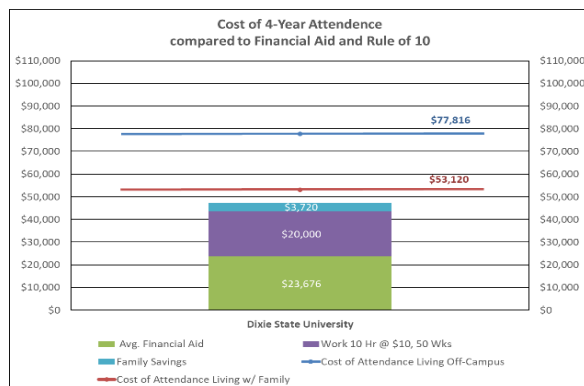
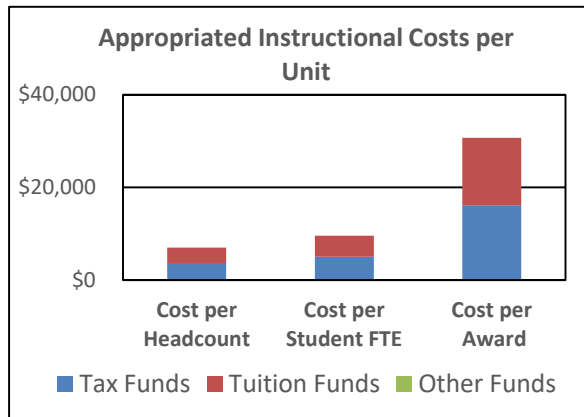
# Dixie State University Annual Tuition Review

## 2021-22 Tuition Setting Process

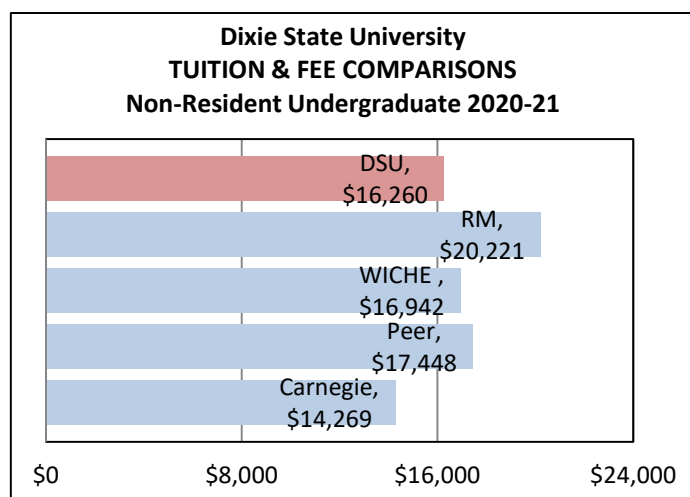
Appropriated Instructional Expenses	2019-20 Actual Expenses	2020-21 Estimated Expenses
Tax Funds	40,995,900	43,045,695
Tuition and Fees	37,000,141	38,850,148
Other Funds		
<b>Total Revenues</b>	<b>77,996,041</b>	<b>81,895,843</b>

Tuition and Fees	2020-21 Current Tuition & Fees	2021-22 Requested Tuition & Fees
In-State Undergraduate	5,662	5,862
Out-of-State Undergrad.	16,260	16,986
In-State Graduate	9,120	9,078
Out-of-State Graduate	20,040	19,998

2019-20 Enrollment and Completion		
Fall Headcount	Annualized Student FTE	Total Awards
11,177	8,119	2,538



\*Peer and Carnegie data from 2019-20



\*Peer and Carnegie data from 2019-20



# Utah System of Higher Education

## FORM R-4A: 2021-22 PROPOSED NEW TUITION REVENUE

Due Date: March 9

Truth-in-Tuition Hearing: February 25, 2021 Presidents Cabinet Review: March 2, 2021 Institution: Dixie State University  
 Student Leadership Review: February 25, 2021 Trustees Approval: March 5, 2021 Prepared by: Bryant Flake

Line Item  
 Education & General Current Year Tuition Budget  
 \$35,000,000

Option 1 - Institution Proposed Increase - Complete a R-4B form for each request beyond comp match and fee transfer			
Description	Proposed New Tuition Revenue	Estimated Per Student FTE Impact	
		\$ Impact	% Increase
Legislative Match to Cover Compensation and Other Mandated Increases	\$500,000	\$62	1.43%
Transfer of Student Fees to Tuition	\$420,000	\$52	1.20%
Faculty Rank Advancements	\$200,000	\$25	0.57%
Part-Time Faculty and Staff (Adjunct and Hourly Rate Increases)	\$455,000	\$56	1.30%
Student Recruiting Outreach	\$175,000	\$22	0.50%
			0.00%
Total	\$1,750,000	\$216	5.00%
Summary Description and Explanation:			
This proposal reflects a continuation of DSU's multi-year plan to enhance programs, services, and infrastructure while simultaneously maintaining a low-cost position relative to regional and national peers. Student access, retention, and completion rates are expected to continue an upward trajectory due to recruitment and retention of excellent faculty and staff. Increased community outreach efforts will also strengthen the university's local and regional profile.			

Option 2: No Tuition Increase - All new costs will be covered through reallocation, cost savings, and efficiency efforts			
No Tuition Increase	Proposed New Tuition Revenue	Estimated Per Student FTE Impact	
		\$ Impact	% Increase
	\$0	\$0	0.00%
Summary Description and Explanation:			
This option would negatively impact student access, retention, and completion rates due to the resulting need to redirect resources from thriving existing programs to cover mandated costs and critical needs. DSU is growing rapidly and current campus resources have been fully extended to support this growth. Reallocations would necessitate the elimination of existing programs and services. Student recruitment efforts would also be hampered by diminished resources for new programs and reductions to existing programs.			

Option 3: Legislative Match Funds Only - All new match funds will be covered by new revenue			
Description	Proposed New Tuition Revenue	Estimated Per Student FTE Impact	
		\$ Impact	% Increase
Legislative Match to Cover Compensation and Other Mandated Increases	\$500,000	\$62	1.43%
			0.00%
			0.00%
Total	\$500,000	\$62	1.43%
Summary Description and Explanation:			
While the negative impact on student access, retention, and completion rates would be slightly less than Option 2, this option would still require significant reallocation of resources from existing programs, resulting in reduced access and retention of current and prospective students enrolled in those programs.			

# Utah System of Higher Education

## FORM R-2: STUDENT FEE PROPOSAL

2021-22

Institution: Dixie State University

Prepared by: Bryant Flake

Due Date: March 9, 2021

Submission Date: March 9, 2021

### A. Current Year 2020-21

Fee Name	Category	15 Credit Hours or Full-time Student	Total Revenue Generated
Athletics	Athletic	\$204.00	\$739,500
Student Building Fee	Building Support	\$253.50	\$1,837,900
DSUSA	Student Activity/Support	\$72.00	\$522,000
Recreation/Intramurals/Fitness	Student Activity/Support	\$69.50	\$503,900
IT Support	Technology	\$10.00	\$72,500
Student Center Operations	Building Support	\$58.00	\$420,500
Department of Student Involvement	Student Activity/Support	\$40.00	\$290,000
Health and Wellness Center	Health	\$41.00	\$297,300
Testing Center	Student Activity/Support	\$14.00	\$101,500
New Student Center Fund	Building Support	\$10.00	\$36,300
Tutoring Center	Student Activity/Support	\$9.00	\$65,300
One Time Expense Fund	Student Activity/Support	\$12.00	\$43,500
Radio and Broadcast Student Media	Student Activity/Support	\$4.00	\$29,000
Fine Arts	Student Activity/Support	\$12.00	\$87,000
Writing Center	Student Activity/Support	\$12.50	\$90,600
Dixie Sun News	Student Activity/Support	\$1.50	\$10,900
Student Inclusion	Student Activity/Support	\$12.00	\$87,000
Institute of Politics and Public Affairs	Student Activity/Support	\$4.50	\$32,600
AED Maintenance	Health	\$0.50	\$3,600
Total Fees		\$840.00	\$5,270,900

### B. Proposed Year 2021-22

Fee Name	Category	15 Credit Hours or Full-time Student	Total Estimated Revenue
Athletics	Athletic	\$204.00	\$1,479,000
Student Building Fee	Building Support	\$253.50	\$1,837,900
DSUSA	Student Activity/Support	\$82.00	\$594,500
Recreation/Intramurals/Fitness	Student Activity/Support	\$69.50	\$503,900
Student Center Operations	Building Support	\$58.00	\$420,500
Department of Student Involvement	Student Activity/Support	\$47.00	\$340,800
Health and Wellness Center	Health	\$51.50	\$373,400
New Student Center Fund	Building Support	\$10.00	\$72,500
Student Inclusion	Student Activity/Support	\$12.00	\$87,000
Institute of Politics and Public Affairs	Student Activity/Support	\$4.50	\$32,600
Athletic Bands	Student Activity/Support	\$6.00	\$43,500
Total Fees		\$798.00	\$5,785,600

### C. Per Credit Hour Charges for 2021-22 General Student Fees per Semester

Credit Hours	\$ Amount
1	\$33.25
2	\$66.50
3	\$99.75
4	\$133.00
5	\$166.25
6	\$199.50
7	\$232.75
8	\$266.00
9	\$299.25
10	\$332.50
11	\$365.75
12	\$399.00
13	\$399.00
14	\$399.00
15	\$399.00
16	\$399.00
17	\$399.00
18	\$399.00
19	\$399.00
20	\$399.00
21	\$399.00
22	\$399.00
23	\$399.00
24	\$399.00
25	\$399.00

Notes:

Fall 2020 student fee waived for Athletics, New Student Center Fund, and One Time Expense Fund

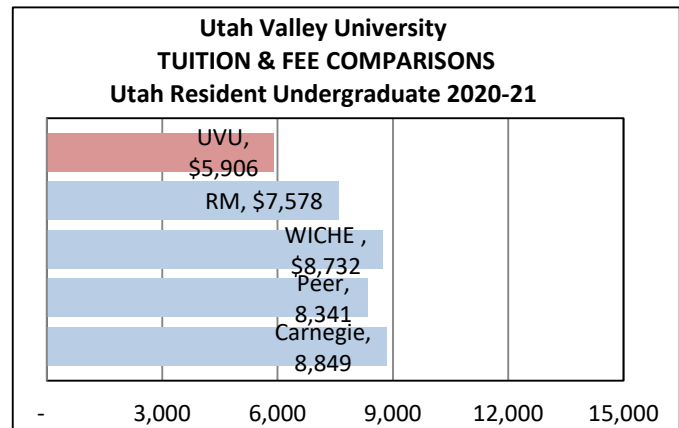
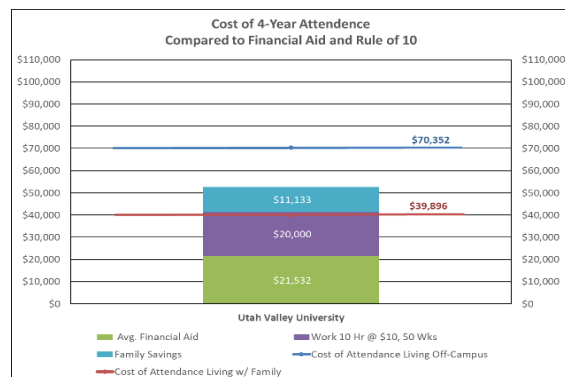
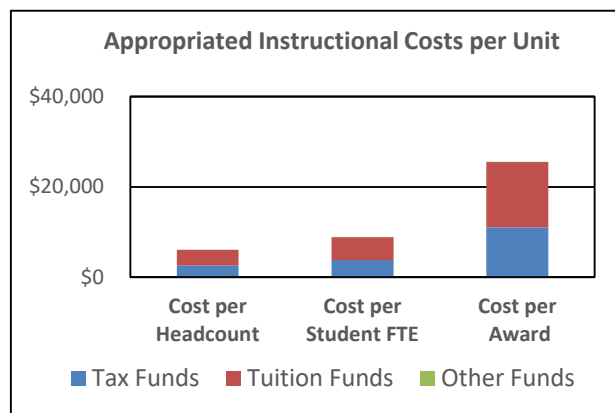
# Utah Valley University Annual Tuition Review

## 2021-22 Tuition Setting Process

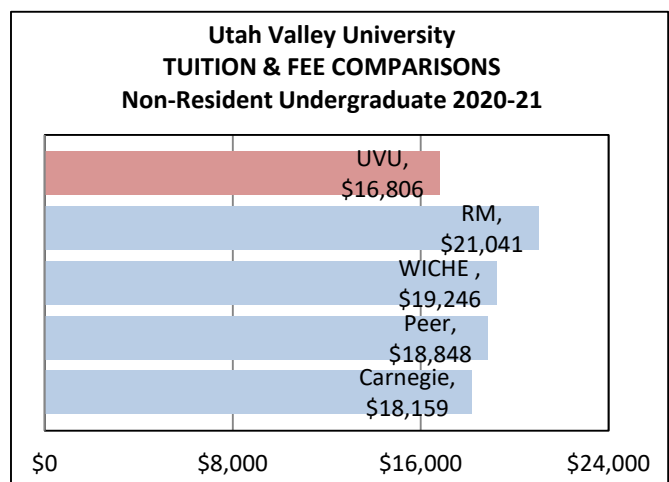
Appropriated Instructional Expenses	2019-20 Actual Expenses	2020-21 Estimated Expenses
Tax Funds	109,452,000	127,502,900
Tuition and Fees	143,114,436	145,566,200
Other Funds	123,619	122,900
<b>Total Revenues</b>	<b>252,690,055</b>	<b>273,192,000</b>

Tuition and Fees	2020-21 Current Tuition & Fees	2021-22 Requested Tuition & Fees
In-State Undergraduate	5,906	6,010
Out-of-State Undergrad.	16,806	17,092
In-State Graduate	7,728	7,856
Out-of-State Graduate	22,080	22,448

2019-20 Enrollment and Completion		
Fall Headcount	Annualized Student FTE	Total Awards
42,030	28,615	9,917



\*Carnegie data from 2019-20



\*Carnegie data from 2019-20

# Utah System of Higher Education

## FORM R-4A: 2021-22 PROPOSED NEW TUITION REVENUE

Due Date: March 9

Truth-in-Tuition Hearing: February 18, 2021 Presidents Cabinet Review: March 9, 2021 Institution: Utah Valley University  
Student Leadership Review: February 18, 2021 Trustees Approval: March 9, 2021 Prepared by: LM/SW

Line Item Current Year Tuition Budget  
Education & General \$143,249,300

Option 1 - Institution Proposed Increase - Complete a R-4B form for each request beyond comp match and fee transfer			
Description	Proposed New Tuition Revenue	Estimated Per Student FTE Impact	
		\$ Impact	% Increase
Legislative Match to Cover Compensation and Other Mandated Increases	\$2,078,500	\$76	1.45%
Transfer of Student Fees to Tuition	\$2,098,600	\$88	1.46%
Faculty Merit/Rank/Tenure Promotion	\$328,000	\$12	0.23%
			0.00%
			0.00%
			0.00%
Total	\$4,505,100	\$176	3.14%
<b>Summary Description and Explanation:</b>			
The proposed increase is consistent with UVU's access mission and commitment to keeping tuition and fees as low as possible while providing needed resources to match compensation and risk management rate increases and fund university commitments for faculty merit, rank, tenure and promotion (not funded by legislature). In recommending tuition and fee increases, President's Council is guided by the Board of Regents objective of affordable participation and by UVU's commitment to affordable access, keeping with our integrated dual mission of community college and university. The proposed tuition increase of 3.14 percent is the largest since 2014-15; one-half of this increase is a direct result of the shifting of some general student fees to tuition. Overall, the combined tuition and fees increase is 1.76 percent continuing a trend of combined tuition and fees increases below 2 percent for the past four years. Maintaining a low tuition and fees increase responds to one of the most reported reasons for students leaving college--financial concerns. Affordable tuition rates improve completion and retention rates as more students stay in school. UVU's proposed tuition and fees increase for resident students is less than the 2021-22 PELL grant increase; thus, the impact on the most economically disadvantaged students will be minimal.			

Option 2: No Tuition Increase - All new costs will be covered through reallocation, cost savings, and efficiency efforts			
No Tuition Increase	Proposed New Tuition Revenue	Estimated Per Student FTE Impact	
		\$ Impact	% Increase
	\$0	\$0	0.00%
<b>Summary Description and Explanation:</b>			
Under this proposal, UVU would face difficult choices related to funding compensation increases, cutting existing programs/services, and meeting the educational needs of a growing student body. For 2020-21, the university implemented a 2.5 percent tax fund cut and was also financially impacted by a decline in non-resident students (primarily as a result of COVID-19). The challenge of continuing to provide access to courses, programs, and services of a growing student body would be compounded by the requirement to reallocate existing funds or utilize other new funds to cover baseline compensation increase and risk insurance costs. No increase would necessitate a 0.76 percent base budget reduction/reallocation. If UVU were required to reduce general student fees but were unable to shift the fees to tuition, the university would be required to reduce budgets an additional 0.73 percent. In total, UVU would need to reduce and reallocate nearly 1.5 percent of its base budget.			

Option 3: Legislative Match Funds Only - All new match funds will be covered by new revenue			
Description	Proposed New Tuition Revenue	Estimated Per Student FTE Impact	
		\$ Impact	% Increase
Legislative Match to Cover Compensation and Other Mandated Increases	\$2,078,500	\$76	1.45%
			0.00%
			0.00%
Total	\$2,078,500	\$76	1.45%
<b>Summary Description and Explanation:</b>			
As allowed by Regents policy, institutions may consider faculty promotion and tenure adjustments when proposed a tuition increase. UVU's Option 1 proposal includes funding for faculty promotion and tenure adjustments that were requested through the Board and legislative budget process but not funded. Additionally, UVU's Option 1 proposal reflects the outcome of the university's review of general student fees in accordance with the Board's new General Student Fees policy. This review resulted in a recommendation by UVUSA to shift \$36 of general student fees (\$2,098,600 of revenue) to tuition. Option 3 would result in the loss of this revenue resulting in budget reductions of 0.73 percent.			

# Utah System of Higher Education

## FORM R-2: STUDENT FEE PROPOSAL

2021-22

Institution:	Utah Valley University
Prepared by:	LM/SW
Due Date:	March 9, 2021
Submission Date:	March 9, 2021

### A. Current Year 2020-21

Fee Name	Category	15 Credit Hours or Full-time Student	Total Revenue Generated
Student Programs	Student Activity/Support	\$103.08	\$2,886,240
Campus Recreation	Student Activity/Support	\$53.00	\$1,484,000
Fine Arts	Student Activity/Support	\$3.42	\$95,760
Building Bond	Building Bond	\$183.00	\$5,124,000
Student Center	Building Support	\$61.88	\$1,732,640
Student Life & Wellness Center	Building Support	\$47.96	\$1,342,880
Athletics	Athletic	\$209.70	\$5,871,600
Health Services	Health	\$22.94	\$642,320
Student Computing Labs	Technology	\$15.94	\$446,320
UTA	Transportation	\$13.08	\$366,240
Total Fees		\$714.00	\$19,992,000

### B. Proposed Year 2021-22

Fee Name	Category	15 Credit Hours or Full-time Student	Total Estimated Revenue
Student Programs	Student Activity/Support	\$100.36	\$2,810,080
Campus Recreation	Student Activity/Support	\$52.32	\$1,464,960
Fine Arts	Student Activity/Support	\$3.42	\$95,760
Building Bond	Building Bond	\$183.00	\$5,124,000
Student Center	Building Support	\$61.36	\$1,718,080
Student Life & Wellness Center	Building Support	\$44.96	\$1,258,880
Athletics	Athletic	\$166.42	\$4,659,760
Health Services	Health	\$17.08	\$478,240
Student Computing Labs	Technology	\$0.00	\$0
UTA	Transportation	\$13.08	\$366,240
Total Fees		\$642.00	\$17,976,000

### C. Per Credit Hour Charges for 2021-22 General Student Fees per Semester

Credit Hours	\$ Amount
1	\$33.00
2	\$65.00
3	\$97.00
4	\$129.00
5	\$161.00
6	\$193.00
7	\$225.00
8	\$257.00
9	\$289.00
10	\$321.00
11	\$321.00
12	\$321.00
13	\$321.00
14	\$321.00
15	\$321.00
16	\$321.00
17	\$321.00
18	\$321.00
19	\$321.00
20	\$321.00
21	\$321.00
22	\$321.00
23	\$321.00
24	\$321.00
25	\$321.00

Notes:

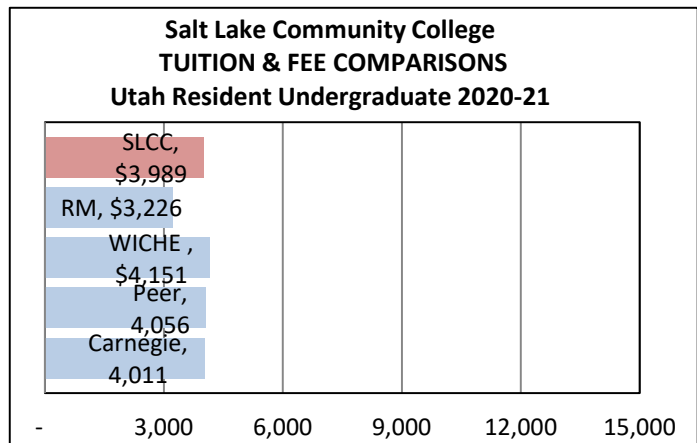
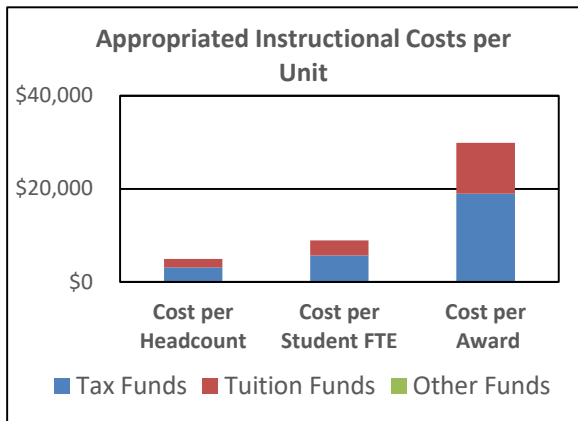
# Salt Lake Community College Annual Tuition Review

2021-22 Tuition Setting Process

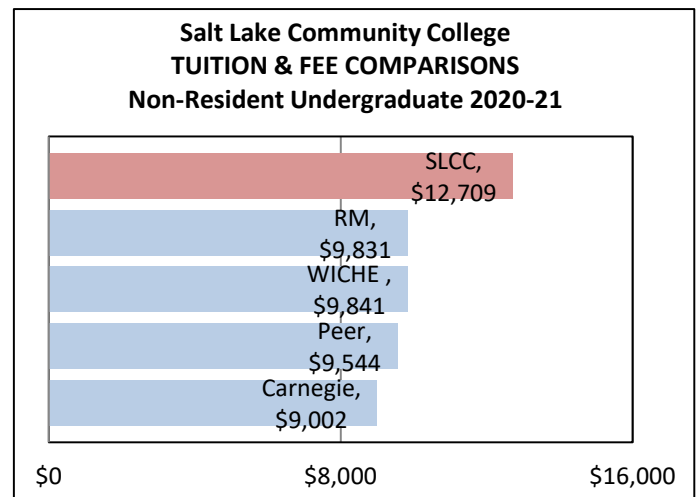
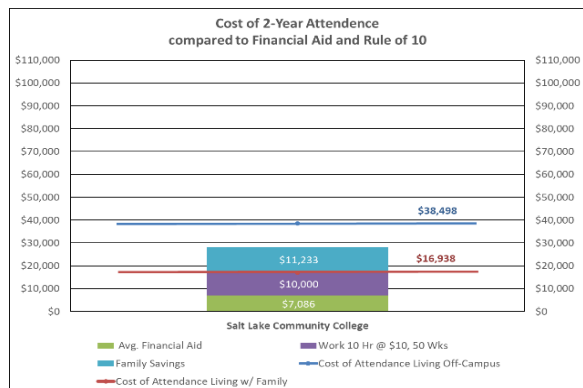
Appropriated Instructional Expenses	2019-20 Actual Expenses	2020-21 Estimated Expenses
Tax Funds	96,028,700	100,830,135
Tuition and Fees	55,268,698	58,032,133
Other Funds		
<b>Total Revenues</b>	<b>151,297,398</b>	<b>158,862,268</b>

Tuition and Fees	2020-21 Current Tuition & Fees	2021-22 Requested Tuition & Fees
In-State Undergraduate	3,989	4,086
Out-of-State Undergrad.	12,709	12,733
In-State Graduate		
Out-of-State Graduate		

2019-20 Enrollment and Completion		
Fall Headcount	Annualized Student FTE	Total Awards
30,782	16,979	5,058



\*Carnegie data from 2019-20



\*Carnegie data from 2019-20

# Utah System of Higher Education

## FORM R-4A: 2021-22 PROPOSED NEW TUITION REVENUE

Due Date: March 9

Truth-in-Tuition Hearing: March 2, 2021

Presidents Cabinet Review: February 24, 2021

Institution: Salt Lake Community College

Student Leadership Review: March 2, 2021

Trustees Approval: March 10, 2021

Prepared by:

Line Item	Current Year Tuition Budget
Education & General	\$54,000,000

Option 1 - Institution Proposed Increase - Complete a R-4B form for each request beyond comp match and fee transfer			
Description	Proposed New Tuition Revenue	Estimated Per Student FTE Impact	
		\$ Impact	% Increase
Legislative Match to Cover Compensation and Other Mandated Increases	\$1,020,392	\$34	1.89%
Transfer of Student Fees to Tuition	\$1,600,000	\$36	2.96%
Tuition shortfall	\$60,000	\$2	0.11%
			0.00%
			0.00%
			0.00%
Total	\$2,680,392	\$72	4.96%
Summary Description and Explanation:			
Legislative Match impact is \$34.25 per student; additional \$2 buffer for tuition shortfall (total 2%). Fee transition impact is \$35.75 per student.			

Option 2: No Tuition Increase - All new costs will be covered through reallocation, cost savings, and efficiency efforts			
No Tuition Increase	Proposed New Tuition Revenue	Estimated Per Student FTE Impact	
		\$ Impact	% Increase
	\$0	\$0	0.00%
Summary Description and Explanation:			
Shortfall can be covered one-time from institutional reserve and cost savings in adjunct pool and benefit savings pool.			

Option 3: Legislative Match Funds Only - All new match funds will be covered by new revenue			
Description	Proposed New Tuition Revenue	Estimated Per Student FTE Impact	
		\$ Impact	% Increase
Transfer of Student Fees to Tuition	\$1,600,000	\$36	2.96%
			0.00%
			0.00%
Total	\$1,600,000	\$36	2.96%
Summary Description and Explanation:			
Fee transition impact is \$35.75 per student.			

# Utah System of Higher Education

## FORM R-4A: 2021-22 PROPOSED NEW TUITION REVENUE

Due Date: March 9

Truth-in-Tuition Hearing: Presidents Cabinet Review: February 24, 2021

Institution: Salt Lake Community College

Student Leadership Review: Trustees Approval: March 10, 2021

Prepared by:

Line Item  
School of Applied Technology

Current Year Tuition Budget  
\$1,028,600

Option 1 - Institution Proposed Increase - Complete a R-4B form for each request beyond comp match and fee transfer			
Description	Proposed New Tuition Revenue	Estimated Per Student FTE Impact	
		\$ Impact	% Increase
Offset tuition shortfall.	\$17,000	\$45	1.65%
			0.00%
			0.00%
			0.00%
			0.00%
			0.00%
Total	\$17,000	\$45	1.65%
Summary Description and Explanation:			
Tuition increase is \$.05 per clock hour (from \$2.40) for a total clock hour rate of \$2.45. No change to student fee rate of \$.16 per clock hour.			

Option 2: No Tuition Increase - All new costs will be covered through reallocation, cost savings, and efficiency efforts			
No Tuition Increase	Proposed New Tuition Revenue	Estimated Per Student FTE Impact	
		\$ Impact	% Increase
	\$0	\$0	0.00%
Summary Description and Explanation:			

Option 3: Legislative Match Funds Only - All new match funds will be covered by new revenue			
Description	Proposed New Tuition Revenue	Estimated Per Student FTE Impact	
		\$ Impact	% Increase
N/A			0.00%
			0.00%
			0.00%
Total	\$0	\$0	0.00%
Summary Description and Explanation:			
There is no match requirement for SAT as it is funded 100%.			



# Utah System of Higher Education

## FORM R-2: STUDENT FEE PROPOSAL

2021-22

Institution: Salt Lake Community College

Prepared by: JSA

Due Date: March 9, 2021

Submission Date: March 9, 2021

### A. Current Year 2020-21

Fee Name	Category	15 Credit Hours or Full-time Student	Estimated Total Revenue Generated
Student Activities	Student Activity/Support	\$26.00	\$1,131,000
Building Bond	Building Bond	\$59.00	\$2,566,500
Athletics	Athletic	\$38.50	\$1,674,750
Union Building	Building Support	\$32.50	\$1,413,750
Computer/Technology	Technology	\$14.75	\$641,625
Recycling	Student Activity/Support	\$2.25	\$97,875
Health & Wellness	Health	\$23.25	\$1,011,375
Arts & Cultural Events	Student Activity/Support	\$2.00	\$87,000
ID Card	Student Activity/Support	\$12.00	\$522,000
Student Services	Student Activity/Support	\$15.00	\$652,500
Globe Media	Student Activity/Support	\$0.50	\$21,750
Community Service	Student Activity/Support	\$7.25	\$315,375
Recreation	Student Activity/Support	\$2.00	\$87,000
Child Care	Student Activity/Support	\$9.25	\$402,375
G&SSRC	Student Activity/Support	\$2.00	\$87,000
Transportation	Transportation	\$4.25	\$184,875
Total Fees		\$250.50	\$10,896,750

### B. Proposed Year 2021-22

Fee Name	Category	15 Credit Hours or Full-time Student	Total Estimated Revenue
Student Activities	Student Activity/Support	\$25.25	\$1,098,375
Building Bond	Building Bond	\$59.00	\$2,566,500
Athletics	Athletic	\$41.50	\$1,805,250
Union Building	Building Support	\$37.50	\$1,631,250
Health & Wellness	Health	\$27.00	\$1,174,500
Arts & Cultural Events	Student Activity/Support	\$2.00	\$87,000
Student Services	Student Activity/Support	\$15.00	\$652,500
Community Service	Student Activity/Support	\$7.25	\$315,375
Recreation	Student Activity/Support	\$2.25	\$97,875
Child Care	Student Activity/Support	\$10.00	\$435,000
Total Fees		\$226.75	\$9,863,625

### C. Per Credit Hour Charges for 2021-22 General Student Fees per Semester

Credit Hours	\$ Amount
1	\$55.00
2	\$87.50
3	\$127.25
4	\$153.50
5	\$180.50
6	\$203.75
7	\$209.75
8	\$213.75
9	\$226.75
10	\$226.75
11	\$226.75
12	\$226.75
13	\$226.75
14	\$226.75
15	\$226.75
16	\$226.75
17	\$226.75
18	\$226.75
19	\$226.75
20	\$226.75
21	\$226.75
22	\$226.75
23	\$226.75
24	\$226.75
25	\$226.75

#### Notes:

\*For 2021-22, we moved 6 student fees (38%) to tuition which resulted in a 14.3% fee reduction for most students. This change is reflected in Table B above, which also includes a \$12 increase recommended by the Student Fee Board and supported by SLCC Executive Cabinet. This recommendation will be presented to the Board of Trustees for approval on March 10, 2021.

\*G&SSRC stands for Gender & Sexuality Student Resource Center.



UTAH SYSTEM OF  
HIGHER EDUCATION

# MEMORANDUM

October 30, 2020

## USHE – Tuition and Fee Setting Process for Boards of Trustees

During the [August 2020 meeting](#), the Utah Board of Higher Education discussed and adopted duties and responsibilities to delegate to institutional boards of trustees. Among those duties and responsibilities is the review and recommendation of institutional requests to adjust tuition and general student fees. Board Policy [R516, General Student Fees](#), was revised and updated to include greater board of trustee involvement in the review, creation, elimination, and continuation of institutional general student fees. Board Policy [R510, Tuition and Fees](#), will likewise be revised and updated for the tuition-setting process.

Institutional boards of trustees are asked to review all general student fees and institutional requests to adjust tuition for affordability, equity, and need and make recommendations to the Board of Higher Education. To aid institutional boards of trustees in their role and responsibility, the attached documents outline specific areas for review of tuition requests and general student fee recommendations. For upcoming tuition and fee setting in the spring of 2021, the Board of Higher Education additionally asks institutional boards of trustees to review each general student fee and recommend the continuation, elimination, adjustment, or transfer to tuition.

### Commissioner's Recommendation

The Commissioner recommends the Board approve the processes described in this document for setting tuition and general student fees as will be adopted into policy.

### Attachments:

## Board of Trustees Review of Tuition Requests and Adjustments

Each year, USHE institutions develop proposals to adjust tuition based on budgetary needs and legislative funding. The Utah Board of Higher Education sets tuition schedules for USHE institutions in the spring of each year. Prior to Board review, institutional boards of trustees are asked to review the institutional requests and recommend tuition adjustments that are reasonable, justifiable, and ensure affordability for all Utah students. Specific areas for board of trustee review include:

### General Principles

- Tuition increases may occur for three reasons: 1. to match legislative funding for compensation and other mandatory costs; 2. as an offset for a reduction in student fees; and 3. to increase revenue for specific institutional needs.
- Tuition increases for institutional needs should be rigorously scrutinized to ensure they meet specific institutional needs, are justifiable, and affordable.
- All alternative funding sources should be considered before increases to tuition are proposed.

**Review of Institutional Tuition Requests:** Annually, the Commissioner's office will provide institutions a template to complete for tuition increases related to institutional needs. Institutions shall provide detail on needs for increased tuition beyond the amounts necessary to cover legislative funding matches or the movement of student fees to tuition. Boards of trustees are asked to review each institutional request for the following:

- **Justification:** does the institution provide adequate detail and description of the need and uses of the new revenue, and does the institution adequately justify the need to increase tuition?
- **Alternative Funding:** has the institution explored other funding sources for the need before proposing a tuition increase?
- **Affordability:** how will a tuition increase affect the affordability for Utah students in the institution's service region?
- **Underserved:** how will a tuition increase affect the ability of underserved Utah students in the institution's service region to attend the institution?

**Comparison of Institutional Tuition with Peers:** Annually, the Commissioner's office will work with institutions to provide boards of trustees with information to aid in the tuition-setting process including:

- Current and proposed tuition and fees
- Tuition and fee comparisons with peers
- Appropriated instructional expenses
- Enrollment and completion metrics
- Affordability measures

Boards of trustees are asked to review this information and discuss the overall impact of tuition increases on the institution's affordability to Utah students.

**Recommendation to the Board of Higher Education:** After a thorough review of institutional tuition adjustments, boards of trustees are asked to make recommendations to the Board of Higher Education.

## Board of Trustees Review of General Student Fees

Board Policy [R516, \*General Student Fees\*](#) governs the use of general student fees in USHE institutions. Institutional boards of trustees are asked to review all general student fees annually and every five years (including 2020) to make a comprehensive review of all student fees. Specific areas for board of trustee review include:

### General Principles

- All alternative funding sources should be considered before new fees or fee increases are proposed.
- Student fee requests should be rigorously scrutinized to ensure they are justifiable, reasonable, and benefit students.
- Boards should particularly assess how general student fees support diversity, equity, and inclusion.

**Annual Review:** boards of trustees are asked to annually review each general student fee to ensure the fee still meets established objectives and in particular:

- review the annual report from each student fee program manager;
- review institutional enrollment projections and enrollment impact on general student fee revenue;

- examine whether each general student fee may be proportionally adjusted with enrollment changes;
- assess the adequacy of individual general student fee fund balances and approve multi-year budgets for large expenditures or reserves needing multi-year revenues; and
- review information presented and recommended by the General Student Fee Advisory Board.

**5-Year Review:** Beginning in 2020 and every five years thereafter, boards of trustees are asked to comprehensively review all general student fees to:

- ensure the fees align with the categories limited by Board Policy [R516, General Student Fees](#):
  - student-approved facility construction;
  - student-approved facility operations; and
  - student activities, programs, and services;
- determine whether each fee should be retained, transitioned to tuition or state appropriations, or be repealed; and
- submit a report of the comprehensive review including the justification for each fee determination to the Utah Board of Higher Education.

**Approval of General Student Fees for Facility Construction:** Institutions proposing new general student fees for student-approved facility construction or renovation projects are required by Board Policy [R516, General Student Fees](#), to conduct a vote of the student body. Boards of trustees are asked to consider the results of the student body vote including the percentage of the student body who voted in the election and the percentage of students who voted in favor of the proposal. Regardless of the outcome of the student vote, institutional boards of trustees are asked to evaluate the need for the fee in their annual recommendation to the Board of Higher Education.