



# MEMORANDUM

TAB A

September 16, 2021

## FY 2022-23 Capital Facility Review and Recommendations

Regent policy R741, *Nondedicated Capital Project Prioritization Process*, requires the USHE Board of Higher Education to review state-funded capital development project requests and prioritize capital facility projects based on the most pressing and critical needs in the system. By statute, the Board may submit up to 3 projects for degree-granting institutions and up to 3 projects for technical colleges to the state legislature for funding in FY 2022-23. The following capital requests were submitted for Board consideration:

### Degree-Granting Institutions

| <b>Institution</b>       | <b>Capital Project</b>                    | <b>Amount</b>        |
|--------------------------|-------------------------------------------|----------------------|
| Dixie State University   | General Classroom Building                | \$56,085,000         |
| Snow College             | Center for Rural Studies & Comm. Develop. | \$24,814,000         |
| Southern Utah University | Music Center Renovation                   | \$19,500,000         |
| University of Utah       | Interdisciplinary Computing Building      | \$90,000,000         |
| Utah State University    | Animal Science Renovation                 | \$21,827,000         |
| Utah Valley University   | Engineering Building                      | \$68,000,000         |
| Weber State University   | David O. McKay Education Bldg. Renovation | <u>\$27,132,000</u>  |
|                          |                                           | <b>\$307,358,000</b> |

### Technical Colleges

| <b>Institution</b>             | <b>Capital Project</b>               | <b>Amount</b>        |
|--------------------------------|--------------------------------------|----------------------|
| Davis Technical College        | Campus Renovations/Program Expansion | \$20,366,000         |
| Dixie Technical College        | New Classroom Building               | \$45,495,000         |
| Mountainland Technical College | Payson Campus New Building           | \$47,922,000         |
| Tooele Technical College       | Tech Building Expansion              | <u>\$24,729,000</u>  |
|                                |                                      | <b>\$138,512,000</b> |

### Land Bank

| <b>Institution</b>            | <b>Capital Project</b> | <b>Amount</b> |
|-------------------------------|------------------------|---------------|
| Bridgerland Technical College | 27.85 Acre Land Bank   | \$10,000,000  |

Additional information about these projects is found in the attachment. Institutions are prepared to discuss the relevance and need for the requested facilities to the Board.

### **Commissioner's Recommendations**

The Commissioner recommends the Board:

- 1) become knowledgeable about the institutional project requests;
- 2) discuss and score projects based on the highest and most pressing USHE needs; and
- 3) take final action to approve the top three degree-granting and top three technical education projects for submission to the governor and state legislature.

### **Attachments**

## UNIVERSITY OF UTAH – INTERDISCIPLINARY COMPUTING BUILDING

| Project Cost Estimates |              |                    |             | Project Space - Gross Square Footage |           |            |                 |
|------------------------|--------------|--------------------|-------------|--------------------------------------|-----------|------------|-----------------|
| State Funds            | Other Funds  | Total Project Cost | O&M Funds   | New                                  | Renovated | Demolished | Cost per Sq.Ft. |
| \$90,000,000           | \$30,473,456 | \$120,473,456      | \$1,764,600 | 208,930                              | 0         | 0          | \$442.67        |

The proposed building will connect computing disciplines across campus. Proposed occupants are currently remote from one another in separate facilities. The School of Computing shares space in Merrill Engineering with two other engineering departments. The health sciences informatics departments are two miles away in leased office space in Research Park. Neither building offers the co-location and purposed-build collaborative spaces required for proper interdisciplinary education and research. In the last 15 years, enrollment in the School of Computing has more than tripled, growing by 1,874 students. Externally-funded research expenditures have also more than tripled from \$4.9M to \$17.7M and the tenure-line faculty count has increased from 24 to 51.

The space vacated by the School of Computing in the Merrill Engineering Building (M.E.B.) will be readily absorbed and occupied by the other growing College of Engineering departments which are similarly limited in growth by a lack of space. The State Legislature has funded the expansion of engineering education through the Engineering Initiative. The Initiative intends to grow the state's capacity to educate engineers and computer scientists, feeding into the workforce of Utah's booming tech-rich economy.

## UTAH STATE UNIVERSITY – ANIMAL SCIENCE RENOVATION

| Project Cost Estimates |             |                    |           | Project Space - Gross Square Footage |           |            |               |
|------------------------|-------------|--------------------|-----------|--------------------------------------|-----------|------------|---------------|
| State Funds            | Other Funds | Total Project Cost | O&M Funds | New                                  | Renovated | Demolished | Cost per SqFt |
| \$21,827,000           | \$0         | \$21,827,000       | \$232,300 | 0                                    | 32,504    | 0          | \$530.47      |

The existing Animal Science building was built in 1918. As an aging historic building, it needs a full renovation to preserve the valuable historical resource, address code deficiencies, improve energy efficiency, and increase the comfort and functionality of the programmed space. The Animal Science building sits on a prominent site on the north side of the Quad within the Quad District of the USU campus. This building is part of the heart of the campus and is highly valued for its historical value, consistency of architectural style, open spaces, and beautiful vistas. The style of the building was designed to match the other buildings on campus built during this period. The building retains much of its exterior character with a light-colored brick and decorative archways with columns on the main facade. The building has remained mainly as an academic instruction space for offices, student space, and classrooms. It currently houses the Mathematics and Statistics Department with in College of Science. The building has undergone several significant improvements in the past. It received an addition in 1979-81 to house an elevator shaft and exit stairway and a full window replacement about ten years ago.

The scope of the work includes an upgrade to the mechanical system, which will require new air handling and central chilling. The building presently has steam radiators and a mix of window and small mini-split A/C units. The building will need major improvements to the structural system, consisting of concrete and unreinforced masonry with a wood-framed roof. The bathrooms and stairways have A.D.A. deficiencies and will need to be reconfigured. Energy efficiency upgrades to reduce air leakage and add insulation will be needed for the envelope.

**WEBER STATE UNIVERSITY – DAVID O. MCKAY EDUCATION BUILDING RENOVATION**

| Project Cost Estimates |               |                    |           | Project Space - Gross Square Footage |           |            |               |
|------------------------|---------------|--------------------|-----------|--------------------------------------|-----------|------------|---------------|
| State Funds            | Other Funding | Total Project Cost | O&M Funds | New                                  | Renovated | Demolished | Cost per SqFt |
| \$27,132,000           | \$0           | \$27,132,000       | \$582,800 | 0                                    | 67,377    | 0          | \$301.28      |

The renovated McKay Education Building will continue to house the Moyes College of Education. This college includes the departments of Child and Family Studies, Teacher Education, Exercise and Nutrition Science, and Health, Physical Education & Recreation. Weber State University began as an institution for educating teachers, and this College continues that important legacy. The renovated spaces will predominantly include improved classrooms and hands-on lab space. These classrooms and labs will be "right-sized" to increase building utilization and maximize the number of students and class sections we can teach in the space. The Melba S. Lehner Children's school will continue to be housed in this facility. The newly renovated space will provide a place for small children to grow and develop and a space for W.S.U. students to learn firsthand how to become educators for the community. The newly renovated building will also have more than 60 faculty offices along with student gathering and study spaces. Over 10,000 students every week attend classes at the McKay Education Building. The renovated space will provide an additional five classrooms for a total of 18. Upper-division classes with fewer students will have spaces designed for more one-on-one interaction with faculty and more hands-on learning in teaching labs. The newly renovated spaces will also include additional education labs where students can interact directly with children while instructors and fellow students observe. These spaces are critical to learning and developing new teaching styles that will improve and migrate into the local school systems.

**SOUTHERN UTAH UNIVERSITY – MUSIC CENTER BUILDING RENOVATION AND EXPANSION**

| Project Cost Estimates |             |                    |           | Project Space - Gross Square Footage |           |            |               |
|------------------------|-------------|--------------------|-----------|--------------------------------------|-----------|------------|---------------|
| State Funds            | Other Funds | Total Project Cost | O&M Funds | New                                  | Renovated | Demolished | Cost per SqFt |
| \$19,500,000           | \$0         | \$19,500,000       | \$305,500 | 18,300                               | 21,003    | 0          | \$382.83      |

This renovation and expansion project will provide facility and infrastructure support for the following degrees and programs: B.M. in Music Education; B.M. in Music Performance; B.A. in Music, M.M.Ed. in Music Education (summer residency program); faculty and leadership for an M.M. in Music Technology (distance education); a new B.M. in Commercial Music; eight emphasis areas within degree programs; a music minor; and music training and coursework for a B.F.A. in Musical Theatre. Fall 2021 enrollment in music majors was 293 students, five times as many as the building was designed to accommodate. These students require individualized, one-on-one training and mentoring. Each semester, undergraduate music majors are required to participate in both small and large ensembles requiring study, rehearsal, and performance. Practice rooms for students will increase in the proposed facility from 9 to 25 to accommodate this growth and compensate for the current shortage.

The existing building is centrally located on the campus of Southern Utah University. The building has served the needs of the College of Performing and Visual Arts (CPVA) for more than five decades. However, the facility needs renovation and expansion to meet the needs of student instruction. These needs include replacing aging infrastructure; bringing teaching space up to modern standards; and adding additional performance, classroom, and office space to meet the demands of growing programs.

**SNOW COLLEGE – CENTER FOR RURAL STUDIES AND COMMUNITY DEVELOPMENT**

| Project Cost Estimates |             |                    |           |
|------------------------|-------------|--------------------|-----------|
| State Funds            | Other Funds | Total Project Cost | O&M Funds |
| \$24,814,000           | \$735,000   | \$25,549,000       | \$471,300 |

| Project Space - Gross Square Footage |           |            |               |
|--------------------------------------|-----------|------------|---------------|
| New                                  | Renovated | Demolished | Cost per SqFt |
| 45,030                               | 0         | 13,895     | \$433.78      |

In coordination with Governor Cox's emphasis on rural economic development, this project is an important opportunity for Snow College and Central Utah. The building provides new technologies and facility improvement that is essential to support Competency-Based Education, lab spaces for Rural Utah Polling, criminal justice, computer methodology courses, interdisciplinary classrooms, and coordination of rural development outreach. The new facility will also enable Snow College to provide programs and resources to address challenges facing rural Utahns.

Three existing facilities will be impacted by the construction of the new building: Greenwood Hall, a residence hall constructed in 1944 that is only partially used for student housing because of poor conditions and the infeasibility of remodeling the building due to structural and seismic issues; the Home and Family Sciences building which is 86 years old and has serious structural issues and cannot be added onto or reconfigured; and the Social Science Building, which will not be torn down, but will be repurposed to meet growing facility needs in mathematics. It is prohibitively expensive and structurally impossible to upgrade the Home and Family Studies building. The building cannot be enlarged beyond its footprint. The sewer lines in that building are over 80 years old and are failing. Sections of the sewer lines were replaced only a few years ago to prolong the life of the building when it was discovered that the Home and Family Studies was built on top of an old pioneer-era cesspool. Part of the sewer lines in the building were being drained into the cesspool.

**DIXIE STATE UNIVERSITY – GENERAL CLASSROOM BUILDING**

| Project Cost Estimates |             |                    |           |
|------------------------|-------------|--------------------|-----------|
| State Funds            | Other Funds | Total Project Cost | O&M Funds |
| \$56,085,000           | \$0         | \$56,085,000       | \$868,600 |

| Project Space - Gross Square Footage |           |            |               |
|--------------------------------------|-----------|------------|---------------|
| New                                  | Renovated | Demolished | Cost per SqFt |
| 118,339                              | 0         | 39,315     | \$395.84      |

The new general classroom building will be approximately 118,339 square feet and will include 51 new classrooms with 2,256 seats, 93 offices with supporting conference and reception space, 20 student study rooms, and 4 group student study lounges. The facility will increase the University's core teaching capacity and ability to accommodate student enrollment growth. The building also provides general classroom relief to several older buildings with classrooms that are heavily utilized including the North Plaza Building that will be demolished as part of the project. The North Plaza Building is a former Harmons grocery store built in 1969 and purchased by DSU in 1997. The building received a low-cost renovation of the west side in 1998, but is in need of replacement. The classrooms and labs from the North Plaza Building will be replaced in the new facility. Since the University does not have a general classroom building, multiple facilities are being used to meet the University's general classroom needs. The new facility will ease the classroom pressure on the McDonald, Jennings, Holland, University Plaza Building D, and several other academic buildings.

**UTAH VALLEY UNIVERSITY – ENGINEERING BUILDING**

| Project Cost Estimates |
|------------------------|
|------------------------|

| Project Space - Gross Square Footage |
|--------------------------------------|
|--------------------------------------|

| State Funds  | Other Funds  | Total Project Cost | O&M Funds   | New     | Renovated | Demolished | Cost per SqFt |
|--------------|--------------|--------------------|-------------|---------|-----------|------------|---------------|
| \$68,000,000 | \$30,000,000 | \$98,000,000       | \$1,788,200 | 180,000 | 0         | 0          | \$440.50      |

Pre-Engineering, Civil Engineering, Mechanical Engineering, Electrical, Engineering, and Computer Engineering programs are some of the fastest-growing courses at Utah Valley University, increasing from 4,409 students in Fall 2016 to 5,120 in Fall 2020. The new facility is proposed to accommodate this growth as well as the regional need for trained technology and engineering professionals. The Engineering Building at UVU will provide the spaces needed to train future innovators, engineers, and business leaders. The building will include specialty spaces specific to the training of Civil, Mechanical, and Electrical Engineers including learning, teaching, and practice spaces. Labs and teaching spaces to explain and engage in the learning process will provide students with the tools needed to go into industry and be contributing employees.

The College of Engineering and Technology (C.E.T.) is housed in the Computer Science Building (C.S.). This 163,000 square foot building has been overwhelmed by the growth in students taking courses in the college. The Computer Science building is the last of the cast-in-place concrete framed buildings at UVU. This building type has made renovations for programmatic needs difficult. The sheer walls cannot be penetrated to run cables or other infrastructure needed for new programs. The building has a shortage of classrooms, labs, and office spaces to teach the growing number of engineering students. Larger rooms, originally designed for large drafting tables, have been remodeled to accommodate new technologies and provide more teaching space.

**DAVIS TECHNICAL COLLEGE – CAMPUS RENOVATIONS/ PROGRAM EXPANSION**

| Project Cost Estimates |             |                    |             | Project Space - Gross Square Footage |           |            |               |
|------------------------|-------------|--------------------|-------------|--------------------------------------|-----------|------------|---------------|
| State Funds            | Other Funds | Total Project Cost | O&M Funds   | New                                  | Renovated | Demolished | Cost per SqFt |
| \$20,366,000           | \$0         | \$20,366,000       | \$1,531,000 | 11,639                               | 52,411    | 0          | \$239.93      |

The majority of this request includes the remodeling of existing space that is owned by the State of Utah. This is a result of the space vacated by the 2020 completion of the Allied Health Science Building. The aged space needs updates to support the advancing services and programs at Davis Tech. In addition to the remodeling of existing space, the new construction in this request will support the expansion and increased capacity of the Welding Technology program and the Construction Trades program. The Welding Technology program maintains a waiting list with over 20 students and has outgrown the current space and resources. To meet industry demand, Davis Tech recently expanded the Electrician Apprentice program to include daytime classes as well as evening classes. The College is also expanding the Plumbing Apprentice program to include daytime classes for adult and secondary students.

The expansion of the Welding Technology Program will require the relocation of existing utilities and services such as a fleet fueling station, and high voltage electrical. The expansion of the existing facility will require the coordination and installation of expanded mechanical and HVAC systems, electrical, and plumbing systems. The Construction Trades Yard would be a new space on campus. Currently, students are found in classrooms scattered across the campus and in aged lab spaces not conducive to an optimal learning environment.

**DIXIE TECHNICAL COLLEGE – PROGRAM EXPANSION BUILDING**

| Project Cost Estimates |             |                    |             | Project Space - Gross Square Footage |           |            |               |
|------------------------|-------------|--------------------|-------------|--------------------------------------|-----------|------------|---------------|
| State Funds            | Other Funds | Total Project Cost | O&M Funds   | New                                  | Renovated | Demolished | Cost per SqFt |
| \$45,495,000           | \$1,000,000 | \$46,495,000       | \$2,066,400 | 90,000                               | 0         | 0          | \$407.40      |

The purpose of the project is to provide much-needed space to expand the College's offerings in order to meet the ever-growing demand of industry in the growing local economy. There will be three separate and distinct yet connected sections within the 90,000 square foot proposed program expansion space. 30,000 sq. ft. will be utilized by the college's Computer Technologies cluster of programs, including Information Technology, Drafting & Design, Digital Media Design, Web Development, and App Development. 30,000 sq. ft. of the new space will be used by Industrial Tech clusters, including CNC Machining, Operations Management, and Automation Technician. The final 30,000 sq. ft. will be used by Construction Technologies including Residential Plumbing, Commercial Plumbing, Residential Electrical, Commercial Electrical, and HVACR Technician. Space currently occupied by Construction Technologies will be used to expand Welding and open a Structural Fire program.

The Dixie Tech permanent campus was completed in late 2017. At the time, 162,000 sq. ft. of new space, plus the remodeled terminal, were expected to meet projected growth for the next ten years. Once settled into the permanent space, student enrollment and industry demand have grown at unexpected and unprecedented rates. Program headcount is up 39.7%, and Membership Hours are up 51.4% over the three years we have occupied the new space. Not only is our graduation rate at an impressive 78%, but the number of graduates also grew astronomically from 341 in F.Y. 2020 to 549 in 2021, a 61% increase in the number of graduates in one year.

**MOUNTAINLAND TECHNICAL COLLEGE – PAYSON CAMPUS**

| Project Cost Estimates |             |                    |           | Project Space - Gross Square Footage |           |            |               |
|------------------------|-------------|--------------------|-----------|--------------------------------------|-----------|------------|---------------|
| State Funds            | Other Funds | Total Project Cost | O&M Funds | New                                  | Renovated | Demolished | Cost per SqFt |
| \$47,922,000           | \$0         | \$47,922,000       | \$798,700 | 98,000                               | 0         | 0          | \$443.56      |

Mountainland Technical College requests the construction of a new campus in Payson. The building is proposed at 98,000 square feet and will house a variety of programs offered by the College. The land for the campus was donated to the College in order to build the new campus. The property is vacant and there are no structures that would need to be demolished. All utilities are or will be located adjacent to the property and the site is adjacent to a possible location of the most southern Front Runner stop in Utah County, which will public transit access for students. The site is also adjacent to I-15, allowing easy access to students from all surrounding areas.

Programs to be taught in the new facility include welding, diesel, automotive, apprenticeships, information technology, nurse assistant, medical assistant, culinary arts, and any other programs deemed necessary through the programming process. The facility will allow these programs to serve students in the growing southern Utah County region and increase the capacity of the programs to meet the demands of business and industry. The majority of the programs located in the new structure will be either new programs or expansions/replication of existing programs located elsewhere in the region that are insufficient to meet industry demand. All program offerings will be held to strict standards and national completion/placement/licensure accreditation requirements. The nearest facility that the College owns is the campus in Spanish Fork. This facility consists of approximately 35,000 square feet and has been at capacity for the past several years.

**TOOELE TECHNICAL COLLEGE – CAMPUS BUILDING EXPANSION**

| Project Cost Estimates |             |                    |           | Project Space - Gross Square Footage |           |            |               |
|------------------------|-------------|--------------------|-----------|--------------------------------------|-----------|------------|---------------|
| State Funds            | Other Funds | Total Project Cost | O&M Funds | New                                  | Renovated | Demolished | Cost per SqFt |
| \$24,729,000           | \$40,000    | \$24,769,000       | \$597,400 | 23,532                               | 38,463    | 0          | \$313.91      |

Tooele Technical College has grown by 80% in membership hours and 56% in headcount over the past four years. Even in the past COVID-19 year, the College was up an additional 35% in enrollment hours at the end of May. It now needs to expand building capacity to meet current and future student enrollment demand as growth in Tooele County is expected to continue for the foreseeable future. The workforce demands for our students are also expected to increase. The purpose of this expansion is to provide additional space for existing programs, allow for increased student enrollment, and provide additional programmatic space to add additional programs over the next few years.

Tooele Tech's current building is considered a treasure to the Tooele community. However, because of the College's unprecedented growth over the last four years, the facility no longer meets student enrollment needs and the College no longer has the ability to add additional programs to meet industry requirements. Student enrollment has grown by 80% over the last four years in enrollment hours. The College is now turning away students in most program areas because of space and programmatic funding limitations. In addition, the regional economy needs additional training programs to satisfy the workforce demands, which the existing building cannot house without an expansion.

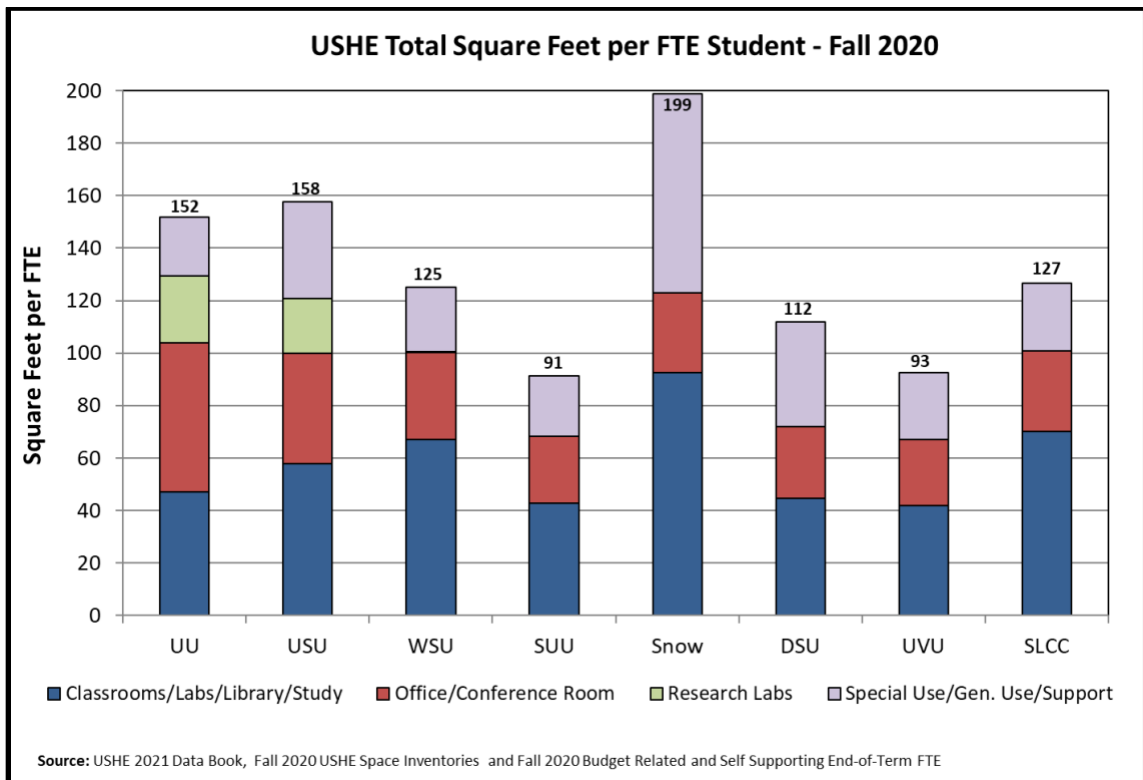
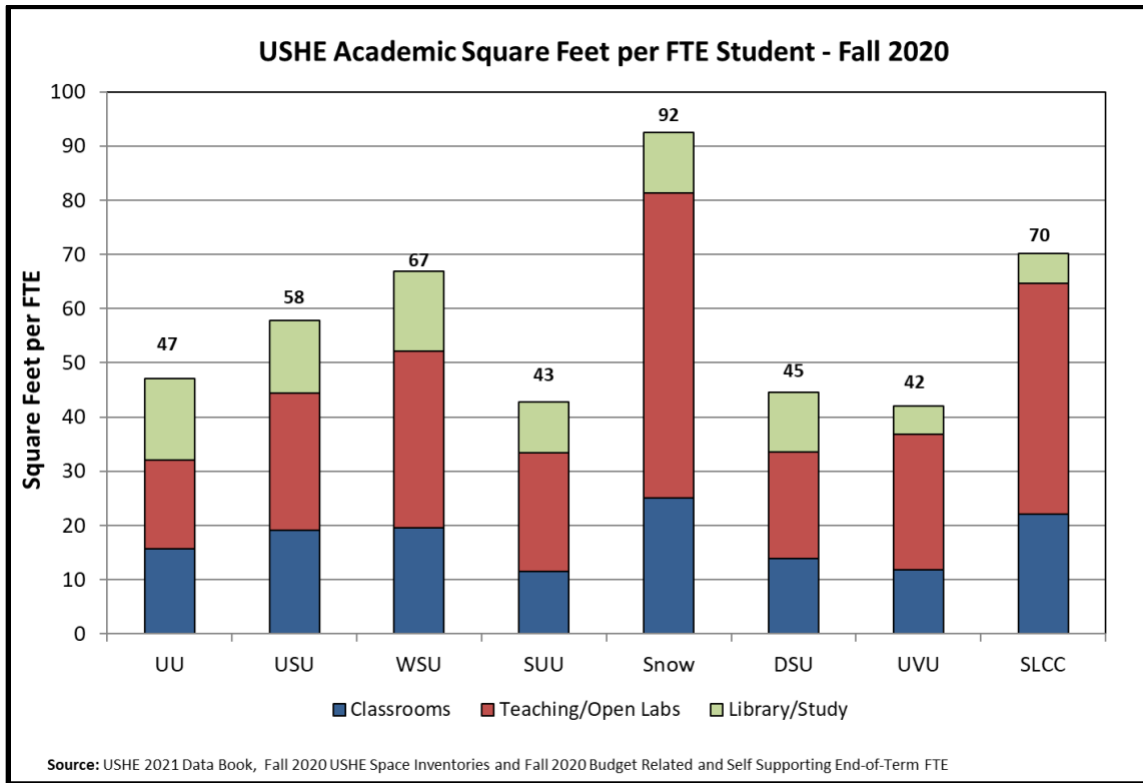


**BRIDGERLAND TECHNICAL COLLEGE – LAND BANK**

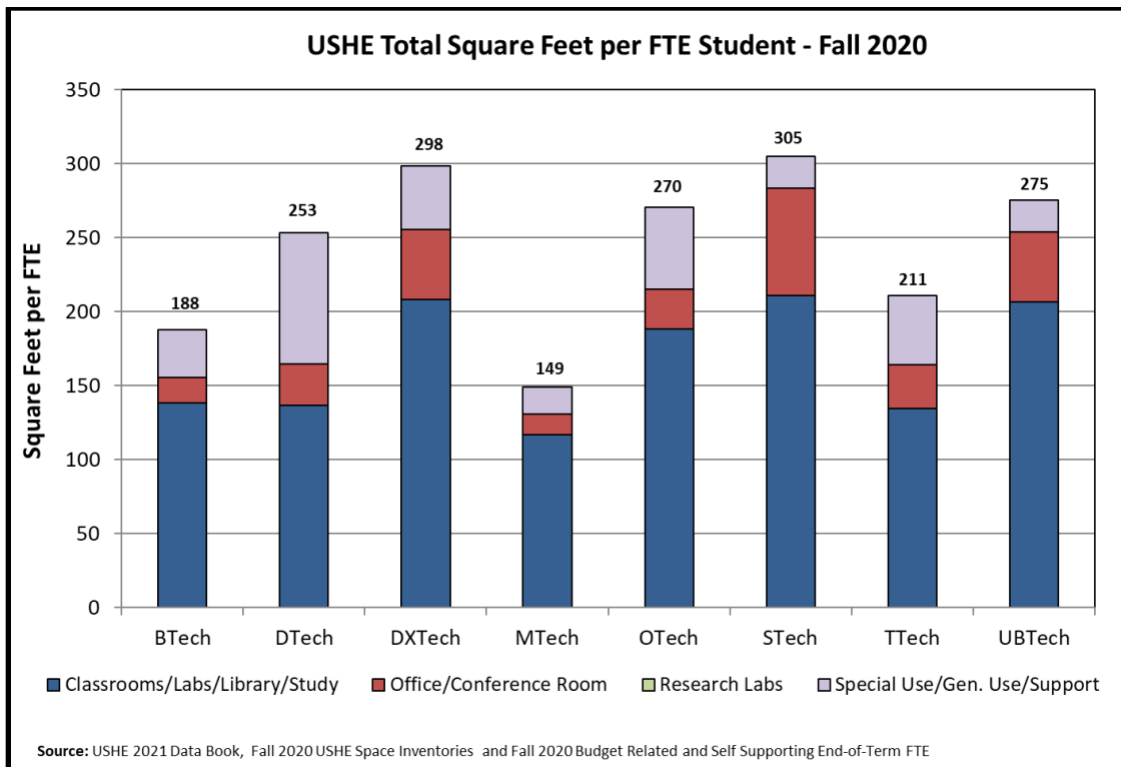
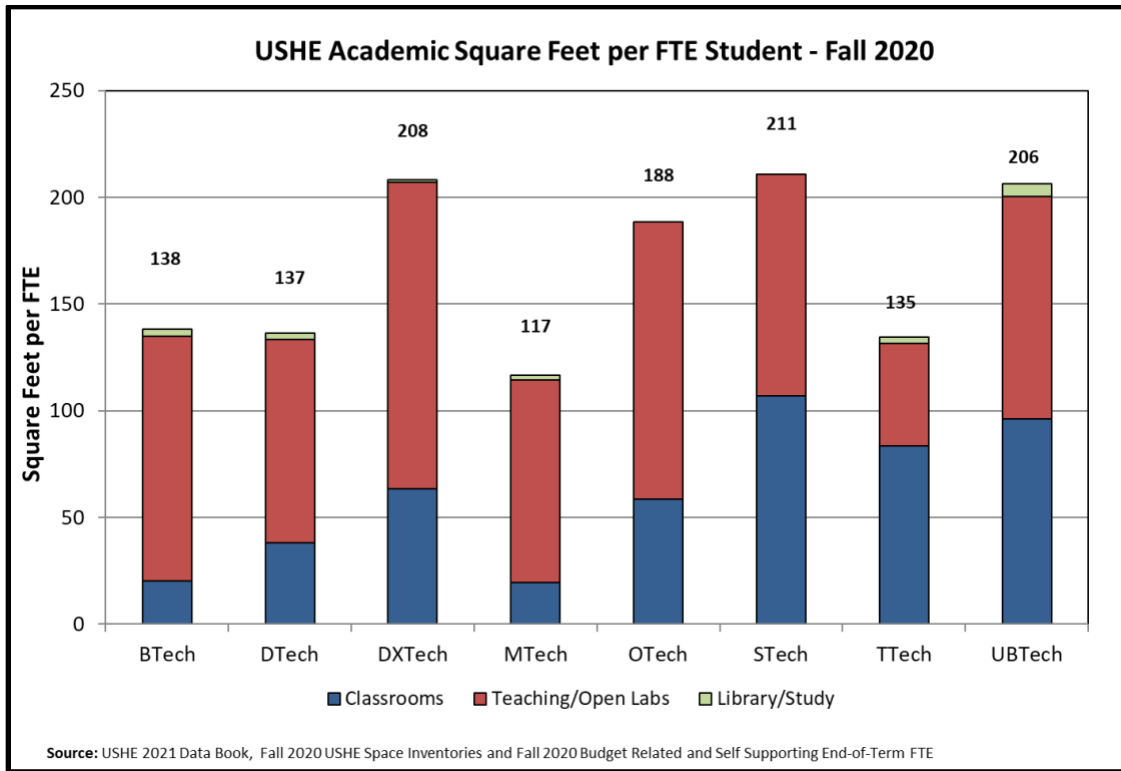
| State Funds  | Other Funds | Total Cost   | Land Bank Acreage |
|--------------|-------------|--------------|-------------------|
| \$10,000,000 | \$0         | \$10,000,000 | 27.85 acres       |

Bridgerland Technical College requests state funding to purchase property for a land bank to accommodate future campus expansion and provide educational services to support continued enrollment growth. The property is located on the southeast corner of 1400 N & 1000 W in Logan, Utah. The current owner of the vacant property is interested in trading for other state-owned property instead of selling the land directly; the risk of being sold to another interested party is a real concern to the College. The estimated funding needed for this project was calculated using the actual cost per acre in the sale of the immediately adjacent property and then escalated based on publicly available development information. A certified appraisal of the two pieces of property will be completed by September 10, 2021.

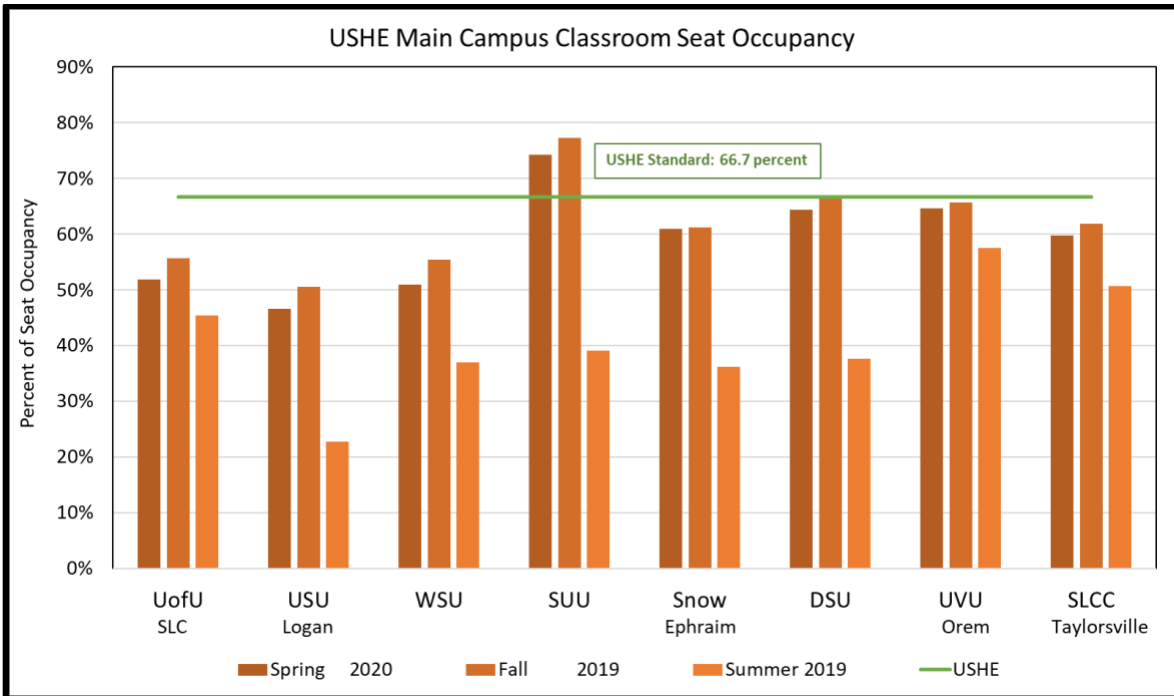
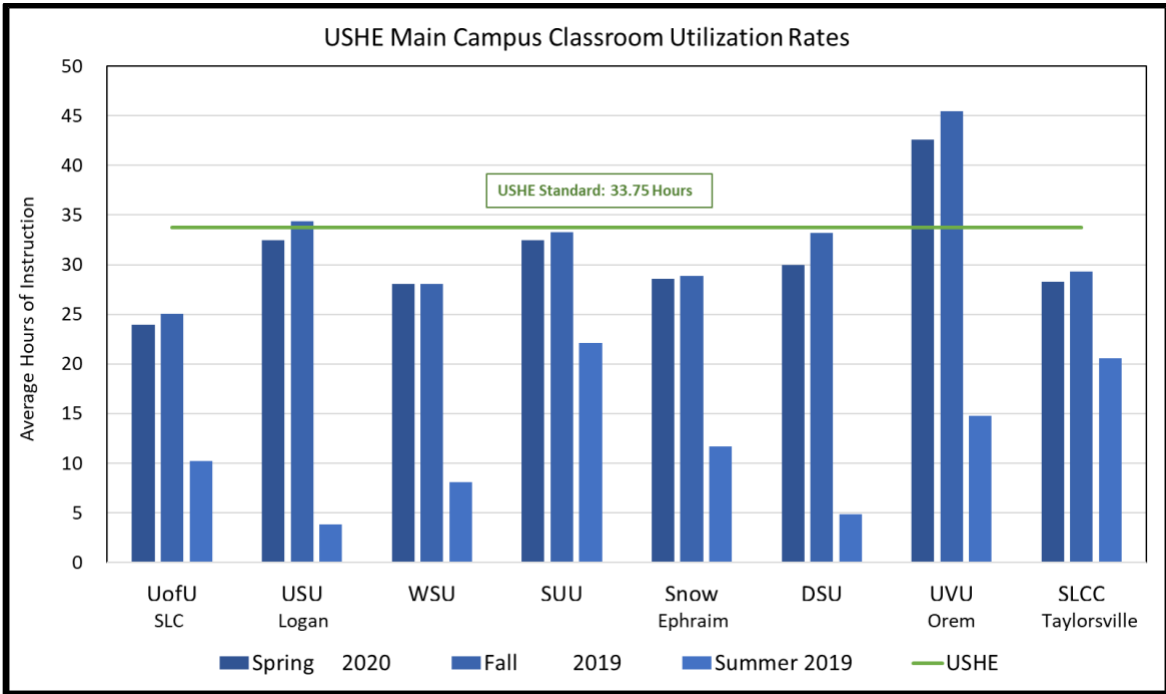
### USHE INSTITUTIONAL SPACE CHARTS – DEGREE-GRANTING INSTITUTIONS



## USHE INSTITUTIONAL SPACE CHARTS – TECHNICAL COLLEGES



## USHE INSTITUTIONAL SPACE UTILIZATION CHARTS



## CAPITAL DEVELOPMENT PRIORITIZATION (CDP): SUMMARY OF SCORING POINTS FOR 2022-2023

Board policy R741, *Nondedicated Capital Project Prioritization Process*, describes the process for ranking institutional state-funded capital facility requests by the Board of Higher Education. The prioritization process is comprised of two main components: a quantitative needs assessment made by staff at the Commissioner's Office and a qualitative scoring by the Board.

The quantitative assessments (shown below) scores capital projects based on how well the project fills particular institutional space needs as determined by square feet per FTE standards, enrollment data, and existing space inventories as defined in Policy R741. Preliminary scores for the quantitative component of the CDP for the 2022-23 capital requests, subject to any changes in final numbers, are as follows:

### DEGREE-GRANTING INSTITUTIONS

| Institution            | Project Name                                       | Project Points |             |                    |           |
|------------------------|----------------------------------------------------|----------------|-------------|--------------------|-----------|
|                        |                                                    | Space Need     | Utilization | Facility Condition | Total     |
| <i>Points Possible</i> |                                                    | <i>50</i>      | <i>15</i>   | <i>15</i>          | <b>80</b> |
| USU                    | Animal Science Renovation                          | 0              | 13          | 12                 | <b>25</b> |
| WSU                    | David O. McKay Education Building Renovation       | 0              | 10          | 15                 | <b>25</b> |
| UVU                    | Engineering Building                               | 5              | 15          | 0                  | <b>20</b> |
| DSU                    | General Classroom Building                         | 4              | 14          | 2                  | <b>20</b> |
| SUU                    | Music Center Renovation                            | 2              | 14          | 4                  | <b>20</b> |
| Snow                   | Center for Rural Studies and Community Development | 0              | 13          | 3                  | <b>16</b> |
| UU                     | Interdisciplinary Computing Building               | 0              | 12          | 0                  | <b>12</b> |

### TECHNICAL COLLEGES

| Institution            | Project Name       | Technical Education Project Points |             |                   |                    |                     |                     |           |
|------------------------|--------------------|------------------------------------|-------------|-------------------|--------------------|---------------------|---------------------|-----------|
|                        |                    | Growth/Capacity                    | Utilization | Critical Programs | Cost Effectiveness | Deficiencies/Safety | Alternative Funding | Total     |
| <i>Points Possible</i> |                    | <i>10</i>                          | <i>10</i>   | <i>10</i>         | <i>10</i>          | <i>10</i>           | <i>10</i>           | <b>60</b> |
| MTech                  | Payson Campus      | 9                                  | 0           | 10                | 6                  | 0                   | 0                   | <b>25</b> |
| DTech                  | Campus Renovations | 7                                  | 0           | 10                | 5                  | 3                   | 0                   | <b>25</b> |
| TTech                  | Campus Expansion   | 6                                  | 0           | 10                | 6                  | 0                   | 0                   | <b>22</b> |
| DXTech                 | Program Expansion  | 2                                  | 0           | 10                | 5                  | 0                   | 1                   | <b>18</b> |

**LEGISLATIVE FUNDING OF USHE CAPITAL DEVELOPMENT PROJECTS 2017 – 2021**

| <b>Institution</b> | <b>Year</b> | <b>Building/Project</b>                    | <b>Funded Amount</b> | <b>Funded O&amp;M</b> |
|--------------------|-------------|--------------------------------------------|----------------------|-----------------------|
| SLCC               | 2016        | CTE Learning Resource & Classroom Bldg.    | \$42,590,500         | \$1,080,500           |
| Snow               | 2016        | New Science Building                       | \$4,724,600          | \$322,000             |
| DXTech             | 2016        | Dixie Technical College Permanent Campus   | \$31,900,000         | \$1,366,400           |
| SUU                | 2016        | New Business Building and Repurposing      | \$8,000,000          | \$349,000             |
| USU                | 2016        | Biological Sciences Building               | \$28,000,000         | \$941,700             |
| UVU                | 2016        | Performing Arts Building                   | \$22,000,000         | \$1,168,000           |
|                    |             |                                            | <b>\$137,215,100</b> | <b>\$5,227,600</b>    |
| USU                | 2017        | Biological Sciences Building               | \$10,000,000         |                       |
| UVU                | 2017        | Performing Arts Building                   | \$10,000,000         |                       |
| UU                 | 2017        | Medical Education and Discovery Complex    | \$5,000,000          | \$473,400             |
| OWTech             | 2017        | Business Depot Improvement                 | \$6,586,500          | \$336,200             |
| DSU                | 2017        | Human Performance Center                   | \$8,000,000          | \$595,000             |
| WSU                | 2017        | Social Sciences Building (Lindquist Hall)  | \$14,000,000         | \$432,200             |
|                    |             |                                            | <b>\$53,586,500</b>  | <b>\$1,836,800</b>    |
| UU                 | 2018        | Medical Education and Discovery Complex    | \$45,000,000         |                       |
| DSU                | 2018        | Human Performance Center                   | \$17,000,000         |                       |
| DTech              | 2018        | Allied Health Building                     | \$34,364,500         | \$661,300             |
| MTech              | 2018        | Thanksgiving Point Campus Tech. Trades     | \$33,000,000         | \$683,700             |
| WSU                | 2018        | Social Sciences Building (Lindquist Hall)  | \$15,940,000         |                       |
| USU                | 2018        | Biological and Natural Resources Building  | \$23,000,000         | \$211,700             |
| Snow               | 2018        | Stadium and Sports Complex                 | \$5,000,000          |                       |
|                    |             |                                            | <b>\$173,304,500</b> | <b>\$1,556,700</b>    |
| DSU                | 2019        | Human Performance Center (cost overrun)    | \$4,400,000          |                       |
| Snow               | 2019        | Stadium and Sports Complex (cost overrun)  | \$650,000            | \$50,000              |
| DSU                | 2019        | Science Building                           | \$50,000,000         | \$821,300             |
| WSU                | 2019        | Noorda Engineering and Applied Science     | \$50,000,000         | \$659,200             |
| UVU                | 2019        | New Business Building                      | \$50,000,000         | \$1,466,900           |
| SUU                | 2019        | Technology, Engineering Building (design)  | \$2,000,000          |                       |
|                    |             |                                            | <b>\$157,050,000</b> | <b>\$2,997,400</b>    |
| SUU                | 2021        | Academic Classroom Building                | \$43,013,700         | \$806,400             |
| BTech              | 2021        | Health Science and Technology Building     | \$38,059,600         | \$624,000             |
| UU                 | 2021        | Applied Sciences Building                  | \$60,000,000         | \$646,500             |
| USU                | 2021        | Heravi Global Teaching and Learning Center | \$14,500,000         | \$332,100             |
| SLCC               | 2021        | Herriman Campus                            | \$32,674,800         | \$1,026,500           |
| DSU                | 2021        | Land Bank                                  | \$15,000,000         |                       |
|                    |             |                                            | <b>\$203,248,100</b> | <b>\$3,435,500</b>    |

## CAPITAL DEVELOPMENT PRIORITY GUIDELINES FOR 2021-22

### BOARD CRITERIA SCORING

Board members should score each project based on information presented by the institution in their presentation according to criteria in three categories: 1) Access and Capacity, 2) Affordability, and 3) Workforce. Scores should not exceed the Possible Points indicated but may be made in fractions of a point. Institutions have been advised to address the criteria in their presentations in order to provide the Board with the information necessary to adequately score the projects. Board member scores will be collected anonymously and will be aggregated and averaged to produce a score for each institutional project.

| <b>Strategic Objective</b> | <b>Criteria</b>                                                                                                                                                                                  | <b>Possible Points</b> |
|----------------------------|--------------------------------------------------------------------------------------------------------------------------------------------------------------------------------------------------|------------------------|
| <b>Access and Capacity</b> | The project increases institutional capacity to serve growing student populations or will improve space utilization through the elimination of space and equipment that is functionally obsolete | <b>5</b>               |
| <b>Affordability</b>       | The project is cost effective and an efficient use of resources                                                                                                                                  | <b>5</b>               |
| <b>Workforce</b>           | The project addresses an opportunity to enhance state or regional workforce needs.                                                                                                               | <b>5</b>               |

### DEGREE-GRANTING CAPITAL PROJECTS

| <b>Institution</b> | <b>Capital Project</b>      | <b>Access and Capacity</b> | <b>Affordability</b> | <b>Workforce</b> |
|--------------------|-----------------------------|----------------------------|----------------------|------------------|
|                    |                             | <b>5</b>                   | <b>5</b>             | <b>5</b>         |
| UU                 | Interdisciplinary Computing |                            |                      |                  |
| USU                | Animal Science Renovation   |                            |                      |                  |
| W.S.U.             | McKay Education Renovation  |                            |                      |                  |
| S.U.U.             | Music Center Renovation     |                            |                      |                  |
| D.S.U.             | General Classroom Building  |                            |                      |                  |
| U.V.U.             | Engineering Building        |                            |                      |                  |
| Snow               | Center for Rural Studies    |                            |                      |                  |

## BOARD CRITERIA SCORING

Board members should score each project based on information presented by the institution in their presentation according to criteria in three categories: 1) Access and Capacity, 2) Affordability, and 3) Workforce. Scores should not exceed the Possible Points indicated but may be made in fractions of a point. Institutions have been advised to address the criteria in their presentations in order to provide the Board with the information necessary to adequately score the projects. Board member scores will be collected anonymously and will be aggregated and averaged to produce a score for each institutional project.

| <b>Strategic Objective</b> | <b>Criteria</b>                                                                                                                                                                                  | <b>Possible Points</b> |
|----------------------------|--------------------------------------------------------------------------------------------------------------------------------------------------------------------------------------------------|------------------------|
| <b>Access and Capacity</b> | The project increases institutional capacity to serve growing student populations or will improve space utilization through the elimination of space and equipment that is functionally obsolete | <b>5</b>               |
| <b>Affordability</b>       | The project is cost effective and an efficient use of resources                                                                                                                                  | <b>5</b>               |
| <b>Workforce</b>           | The project addresses an opportunity to enhance state or regional workforce needs.                                                                                                               | <b>5</b>               |

## TECHNICAL EDUCATION CAPITAL PROJECTS

| <b>Institution</b> | <b>Capital Project</b>                   | <b>Access and Capacity</b> | <b>Affordability</b> | <b>Workforce</b> |
|--------------------|------------------------------------------|----------------------------|----------------------|------------------|
|                    |                                          | <b>5</b>                   | <b>5</b>             | <b>5</b>         |
| DTech              | Campus Renovations/<br>Program Expansion |                            |                      |                  |
| DXTech             | Program Expansion                        |                            |                      |                  |
| MTech              | Payson Building                          |                            |                      |                  |
| TTech              | Building Expansion                       |                            |                      |                  |