



2022-23 Tuition and Fees Proposals

John Ferry, USU Trustees Vice-Chair

Lucas Stephens, USUSA President and USU Trustee

Noelle Cockett, USU President


UtahStateUniversity®

March 24, 2022

Input on Proposed Changes in 2022-23 Student Fees


October 14, January 6	October 5, January 19, January 26	February 4
Statewide Campus Fee Board	Logan Student Fee Board	USUSA Executive Council

March 4	March 15	March 24
USU Board of Trustees	“Truth in Tuition and Fees” Hearing	Utah Board of Higher Education




Overview of Proposed Changes in General Student Fees

Logan Campus				
Student Fee	2020-21 Current Fee	2021-22 Fee Request	\$ Change	% Change
• Activity	\$37.09	\$37.09	\$0	0%
• Building	\$152.59	\$152.59	\$0	0%
• Athletics	\$113.28	\$113.28	\$0	0%
• Aggie Shuttle	\$19.52	\$19.52	\$0	0%
• Technology	\$56.72	\$56.72	\$0	0%
• Campus Recreation	\$36.98	\$36.98	\$0	0%
• Library	\$32.01	\$32.01	\$0	0%
• Music & Theater	\$10.58	\$10.58	\$0	0%



Overview of Proposed Change in General Student Fees


Student Fee	2020-21 Current Fee	2021-22 Fee Request	\$ Change	% Change
Statewide				
• Athletics	\$0.00	\$0.00	\$0	0%
• Activity	\$34.26	\$34.26	\$0	0%
• Building	\$58.67	\$58.67	\$0	0%
• Instruction & Student Support	\$165.14	\$165.14	\$0	0%
Price, Moab, Blanding <=65 earned credits				
• Athletics	\$55.00	\$55.00	\$0	0%
• Activity	\$138.03	\$138.03	\$0	0%
• Building	\$6.91	\$6.91	\$0	0%
• Instruction & Student Support	\$58.13	\$58.13	\$0	0%
Blanding				
• Athletics	\$0.00	\$0.00	\$0	0%
• Activity	\$87.34	\$87.34	\$0	0%
• Building	\$28.00	\$28.00	\$0	0%
• Instruction & Student Support	\$142.73	\$142.73	\$0	0%



Input on Proposed Changes for 2022-23 Tuition

February 10	February 15, March 1
Student Tuition Review Committee	USUSA Executive Council

March 4	March 15	March 24
USU Board of Trustees	“Truth in Tuition and Fees” Hearing	Utah Board of Higher Education



Proposed Changes to Tuition

Logan, Statewide campuses:


- 3.22% increase for match for legislative-funded compensation and other mandated costs
- 0.28% increase to maintain scholarship support

Price, Moab, Blanding students with 65 or less credits:

- 4.5% increase for match for legislative-funded compensation

** Full-time undergraduate student (15 credits/semester)*

** Full-time graduate student (12 credits/semester)*



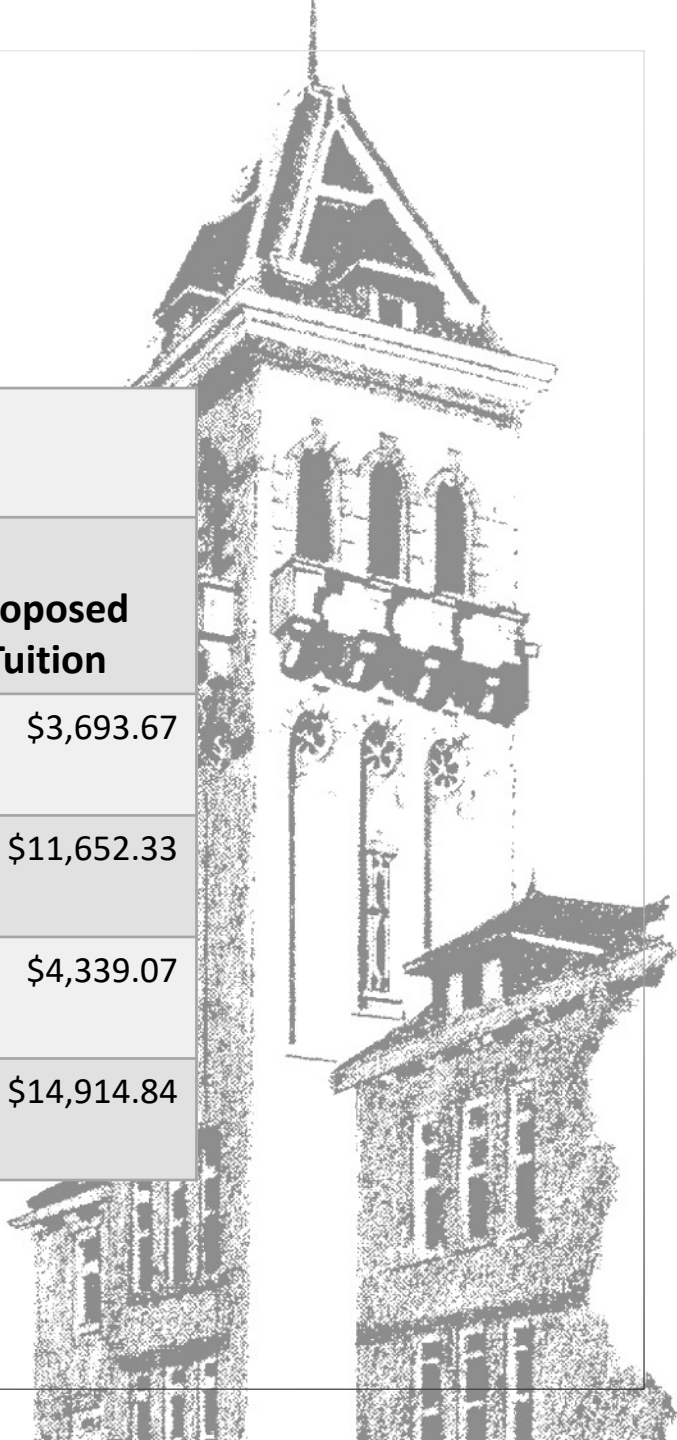
Proposed Adjustment to Tuition*

Logan and Statewide Campuses

Category	Current Tuition	25% Match for Legislative Mandated Cost Increases		Maintain Scholarship Support		Proposed Tuition
Undergraduate Resident	\$3,568.72	\$114.95	3.22%	\$10.00	0.28%	\$3,693.67
Undergraduate Nonresident	\$11,258.32	\$362.49	3.22%	\$31.52	0.28%	\$11,652.33
Graduate Resident	\$4,192.40	\$134.94	3.22%	\$11.73	0.28%	\$4,339.07
Graduate Nonresident	\$14,410.46	\$464.03	3.22%	\$40.35	0.28%	\$14,914.84

* Full-time undergraduate student (15 credits/semester)

* Full-time graduate student (12 credits/semester)




Proposed Adjustment to Tuition*

Price, Moab, and Blanding Campuses (≤ 65 credits)				
Category	Current Tuition	25% Match for Legislative Mandated Cost Increases		Proposed Tuition
Undergraduate Resident	\$1,978.56	\$89.13	4.50%	\$2,067.69
Undergraduate Nonresident	\$5,698.40	\$256.42	4.50%	\$5,954.82

* Full-time undergraduate student (15 credits/semester)

* Full-time graduate student (12 credits/semester)



Overview of Proposed Changes for Tuition and Student Fees*

Logan Campus

Category	Current Tuition and Fees	\$ Tuition Adjustments	% Tuition Adjustments	\$ Student Fee Adjustments	% Student Fee Adjustments	Proposed Tuition and Fees	% Change
Undergraduate Resident	\$4,027.49	\$124.95	3.50%	\$0	0%	\$4,152.44	3.10%
Undergraduate Non-Resident	\$11,717.09	\$394.01	3.50%	\$0	0%	\$12,111.10	3.36%
Graduate Resident	\$4,651.17	\$146.67	3.50%	\$0	0%	\$4,797.84	3.15%
Graduate Non-Resident	\$14,869.23	\$504.38	3.50%	\$0	0%	\$15,373.61	3.39%

* Full-time undergraduate student (15 credits/semester)

* Full-time graduate student (12 credits/semester)

Overview of Proposed Changes for Tuition and Student Fees*

Statewide Campuses

Category	Current Tuition and Fees	\$ Tuition Adjustments	% Tuition Adjustments	\$ Student Fee Adjustments	% Student Fee Adjustments	Proposed Tuition and Fees	% Change
Undergraduate Resident	\$3,826.79	\$124.95	3.50%	\$0	0%	\$3,951.74	3.27%
Undergraduate Non-Resident	\$11,516.39	\$394.01	3.50%	\$0	0%	\$11,910.40	3.42%
Graduate Resident	\$4,450.47	\$146.67	3.50%	\$0	0%	\$4,597.14	3.30%
Graduate Non-Resident	\$14,668.53	\$504.38	3.50%	\$0	0%	\$15,172.91	3.44%

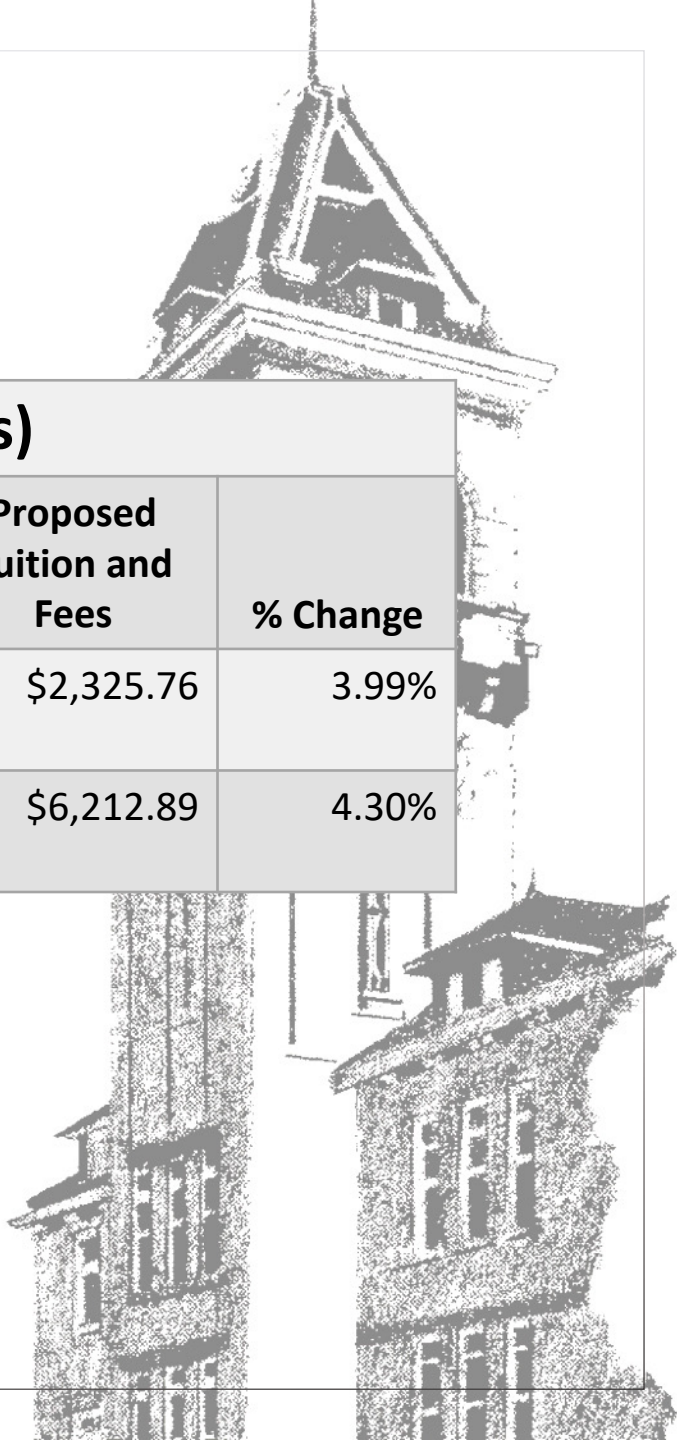
* Full-time undergraduate student (15 credits/semester)

* Full-time graduate student (12 credits/semester)

Overview of Proposed Changes for Tuition and Student Fees*

Eastern, Moab, and Blanding Campuses (≤ 65 credits)							
Category	Current Tuition and Fees	\$ Tuition Adjustments	% Tuition Adjustments	\$ Student Fee Adjustments	% Student Fee Adjustments	Proposed Tuition and Fees	% Change
Undergraduate Resident	\$2,236.63	\$89.13	4.50%	\$0	0%	\$2,325.76	3.99%
Undergraduate Non-Resident	\$5,956.47	\$256.42	4.50%	\$0	0%	\$6,212.89	4.30%

* Full-time undergraduate student (15 credits/semester)




Current and Proposed Tuition and Student Fees for Technical Education (TE) Courses*

Eastern, Moab, and Blanding Campuses


1 CREDIT Per Semester	12 CREDITS Per Semester	15 CREDITS Per Semester
Total Resident Tuition and Fees \$82.50	Total Resident Tuition and Fees \$990.00	Total Resident Tuition and Fees \$1,237.50
Total Nonresident Tuition and Fees \$82.50	Total Nonresident Tuition and Fees \$990.00	Total Nonresident Tuition and Fees \$1,237.50

** No plateau, all credits are the same price*




Current and Proposed Undergraduate Tuition

Logan and Statewide Campuses				
Credit Hour	Current Tuition Resident	Proposed Tuition Resident	Current Tuition Non-Resident	Proposed Tuition Non-Resident
1	\$687.93	\$712.01	\$2,061.33	\$2,133.48
2	\$949.82	\$983.07	\$2,897.42	\$2,998.83
3	\$1,211.71	\$1,254.13	\$3,733.51	\$3,864.18
4	\$1,473.60	\$1,525.19	\$4,569.60	\$4,729.53
5	\$1,735.49	\$1,796.25	\$5,405.69	\$5,594.88
6	\$1,997.38	\$2,067.31	\$6,241.78	\$6,460.23
7	\$2,259.27	\$2,338.37	\$7,077.87	\$7,325.58
8	\$2,521.16	\$2,609.43	\$7,913.96	\$8,190.93
9	\$2,783.05	\$2,880.49	\$8,750.05	\$9,056.28
10	\$3,044.94	\$3,151.55	\$9,586.14	\$9,921.63
11	\$3,306.83	\$3,422.61	\$10,422.23	\$10,786.98
12-18	\$3,568.72	\$3,693.67	\$11,258.32	\$11,652.33
19	\$3,830.61	\$3,964.73	\$12,094.41	\$12,517.68
20	\$4,092.50	\$4,235.79	\$12,930.50	\$13,383.03
21	\$4,354.39	\$4,506.85	\$13,766.59	\$14,248.38
22	\$4,616.28	\$4,777.91	\$14,602.68	\$15,113.73



Current and Proposed Graduate Tuition

Logan and Statewide Campuses				
Credit Hour	Current Tuition Resident	Proposed Tuition Resident	Current Tuition Non-Resident	Proposed Tuition Non-Resident
1	\$799.34	\$827.32	\$2,625.06	\$2,716.94
2	\$1,107.80	\$1,146.57	\$3,696.46	\$3,825.84
3	\$1,416.26	\$1,465.82	\$4,767.86	\$4,934.74
4	\$1,724.72	\$1,785.07	\$5,839.26	\$6,043.64
5	\$2,033.18	\$2,104.32	\$6,910.66	\$7,152.54
6	\$2,341.64	\$2,423.57	\$7,982.06	\$8,261.44
7	\$2,650.10	\$2,742.82	\$9,053.46	\$9,370.34
8	\$2,958.56	\$3,062.07	\$10,124.86	\$10,479.24
9	\$3,267.02	\$3,381.32	\$11,196.26	\$11,588.14
10	\$3,575.48	\$3,700.57	\$12,267.66	\$12,697.04
11	\$3,883.94	\$4,019.82	\$13,339.06	\$13,805.94
12-18	\$4,192.40	\$4,339.07	\$14,410.46	\$14,914.84
19	\$4,500.86	\$4,658.32	\$15,481.86	\$16,023.74
20	\$4,809.32	\$4,977.57	\$16,553.26	\$17,132.64
21	\$5,117.78	\$5,296.82	\$17,624.66	\$18,241.54
22	\$5,426.24	\$5,426.24	\$18,696.06	\$19,350.44




2021-22 USU Tuition and Fees Compared to Peer Institutions*

Resident Undergraduate (Semester) Logan Campus	
Peer Institution Average Tuition & Fees**	\$4,816
USU Tuition & Fees	\$4,028
USU % of Peer Institution Average	84%
USU Rank Among Peer Institutions ("1" indicates highest tuition & fees)	8 of 11

* Source: SBR materials from USHE on 2/16/2022. Data: Annual IPEDS survey.

**Institutions: Colorado State, Kansas State, Montana State, New Mexico State, Oregon State, University of Idaho, University of Nebraska - Lincoln, University of Nevada - Reno, University of Wyoming, Washington State.




2021-22 USU Tuition and Fees Compared to Peer Institutions*

Nonresident Undergraduate (Semester) Logan Campus

Peer Institution Average Tuition & Fees**	\$13,665
USU Tuition & Fees	\$11,717
USU % of Peer Institution Average	86%
USU Rank Among Peer Institutions ("1" indicates highest tuition & fees)	10 of 11

* Source: SBR materials from USHE on 2/16/2022. Data: Annual IPEDS survey.

**Institutions: Colorado State, Kansas State, Montana State, New Mexico State, Oregon State, University of Idaho, University of Nebraska - Lincoln, University of Nevada - Reno, University of Wyoming, Washington State.





2022-23 Differential Tuition Proposal


Douglas Anderson, USU Dean
Huntsman School of Business

UtahStateUniversity®

Input on Proposed Changes in 2022-23 Differential Tuition in HSB

November 2, 2021	November 18, 2021	December 2 and 3, 2021	January 13, 2022
Differential Tuition Advisory Board	Business Council Town Hall	HSB Student Leaders	USUSA President

March 4	March 24
USU Board of Trustees	Utah Board of Higher Education



Proposed Change to Differential Tuition in HSB


- Differential tuition increase of \$20 per credit hour for undergraduate upper-division business courses (courses numbered 3000-5000) beginning with the 2022-23 academic year, with an additional \$20 per credit hour added each of the two following years.
- Index established differential tuition rates to increase at the same rate as general tuition increase.

Proposed Change to Differential Tuition in Huntsman School of Business

Differential/Credit Hour	Current	2022-23	2023-24	2024-25
HSB Undergraduate Lower Division Courses*	\$2.05			
HSB Undergraduate Upper Division Courses**	\$161.00	\$181.00	\$201.00	\$221.00
HSB Graduate Courses*	\$480.95			

*Rates to increase at the same percentage as general tuition increase.

** Rates to increase at the same percentage as general tuition increase after AY2024-25.



Proposed Change to Differential Tuition in Huntsman School of Business

- Anticipated revenue from the increases: \$2.3 million
- Uses:
 - Expand course offerings
 - Increase extra-curricular programs
 - Program infrastructure

Talent Management: Faculty Salaries



Data: New assistant professor salaries, 2019-20 Faculty in Higher Education Survey, The College and University Professional Association for Human Resources (CUPA-HR). Findings detailed aggregate salary information from 853 institutions for 175,706 new faculty.

Affordability: Aid Impact

82%
of HSB students
receive
scholarships or
grants

AY2020
Average aid
= \$7,046

85%
discount
off total
tuition for
Pell-eligible
students

Growth : 2011-2020 Undergraduate Student Enrollment

	Total HSB			First-time Freshmen		
	Total HSB	Male	Female	Total HSB	Male	Female
HSB Growth	22%	12%	42%	292%	273%	320%



UtahStateUniversity®