



University of Utah

Tuition & Fee Adjustment Hearing

March 24, 2022

Tuition and Fee Hearings and Meetings

- Date of General Student Fee Advisory Board Meetings
 - November 19, 2021
 - December 10, 2021
 - January 14, 2022
- Date of Truth in Tuition/Student Hearing
 - March 1, 2022
- Date of Student Leadership Review
 - March 1, 2022
- Date of Board of Trustees Meeting
 - March 8, 2022



Overview of Requests

	Current Tuition & Fees	\$ Tuition Adjustments	% Tuition Adjustments	\$ Student Fee Adjustments	% Student Fee Adjustments	Proposed Tuition & Fees	% Change
Undergraduate Resident	9,817	475	5.50%	-4.70	-0.40%	\$ 10,287	4.79%
Undergraduate Non-Resident	31,389	1,661	5.50%	-4.70	-0.40%	\$ 33,045	5.28%
Graduate Resident	9,867	477	5.50%	-4.70	-0.40%	\$ 10,338	4.77%
Graduate Non-Resident	31,812	1,684	5.50%	-4.70	-0.40%	\$ 33,492	5.28%

Undergraduate: academic year, 15 credit hours per semester

Graduate: academic year, 12 credit hours per semester

*\$ Tuition Adjustment is only on tuition and is independent of fees

- General Request – New Tuition Fee & Rates will begin with Summer Semester 2022
- The net overall increase in tuition & fees is 4.79% (\$471 per year)



2022-23 General Student Fees Recommendation



General Student Fees Recommendation

Student Fee Committee Recommendations

- No New Fees
 - No Fees Moved to Tuition this Year
- Eliminate Student Union Fee (\$2.35/semester)
- No Other Changes to Student Mandatory Fees



Overview of General Student Fees

Fee Description	2021-22 Current Fee	2022-23 Request	Move to Tuition	\$ Change	% Change
ASUU Activity	23.12	23.12	No	0.00	0.0%
Athletic	82.69	82.69	No	0.00	0.0%
Building	119.24	119.24	No	0.00	0.0%
Campus Connect	0.75	0.75	No	0.00	0.0%
Computing	119.45	119.45	No	0.00	0.0%
Fine Arts	17.50	17.50	No	0.00	0.0%
Gardner Commons	45.00	45.00	No	0.00	0.0%
Health	20.48	20.48	No	0.00	0.0%
Mental Health	15.00	15.00	No	0.00	0.0%
Publications Council	9.00	9.00	No	0.00	0.0%
Recreation	18.81	18.81	No	0.00	0.0%
Student Life Center	60.00	60.00	No	0.00	0.0%
Student Union	2.35	-	No	(2.35)	-100.0%
Sustainability	2.50	2.50	No	0.00	0.0%
Transportation	58.35	58.35	No	0.00	0.0%

Fee total above is for an undergraduate student taking 15 credit hours per semester.



Additional General Student Fee Changes

- Provide justification and details (\$ and %) for changes:
 - Union Building was initially approved for 2 years only**
- Recommendation to the Board
 - Eliminate the Union Building Fee**
 - Leave all remaining fees at last year's level**
- Note – Although not a general student fee, it should be noted that we are also proposing to eliminate our current \$60 fee per online course, which will reduce fees charged to students by approximately \$3.5 million/yr.
- Each student takes an average of about 2 online courses per year, saving \$120, thus reducing the average students annual tuition increase to \$351 or 3.6%



2022-23 Tuition Recommendation



Proposed Adjustments to Tuition

	Current Tuition	\$ Increase Legislative Mandates	% Increase Legislative Mandates	\$ Increase Student Fees	% Increase Student Fees	\$ Increase Tuition Request	% Increase Institution Request	Proposed Tuition Only
Undergraduate Resident	8,628	216	2.50%	-4.70	-0.05%	259	3.00%	\$ 9,103
Undergraduate Non-Resident	30,201	755	2.50%	-4.70	-0.02%	906	3.00%	\$ 31,862
Graduate Resident	8,679	217	2.50%	-4.70	-0.05%	261	3.00%	\$ 9,157
Graduate Non-Resident	30,624	766	2.50%	-4.70	-0.02%	919	3.00%	\$ 32,309

Undergraduate: academic year, 15 credit hours per semester

Graduate: academic year, 12 credit hours per semester



Detail of Institutional Requests

- To provide the university's portion of the legislatively appropriated faculty and staff salary increases
- Salary related benefits for retirement, FICA/MCARE Faculty Promotion in Rank
- Majority for Faculty and Staff Salary Equity/Retention
- Increases in Student Support Services (i.e. advisors, hire new faculty for increased student population, hire faculty to prevent bottleneck courses, provide additional TA support)

University of Utah has set a goal to increase scholarship resources for students in an amount equal to the increase in tuition



Diversity, Equity and Inclusion Considerations

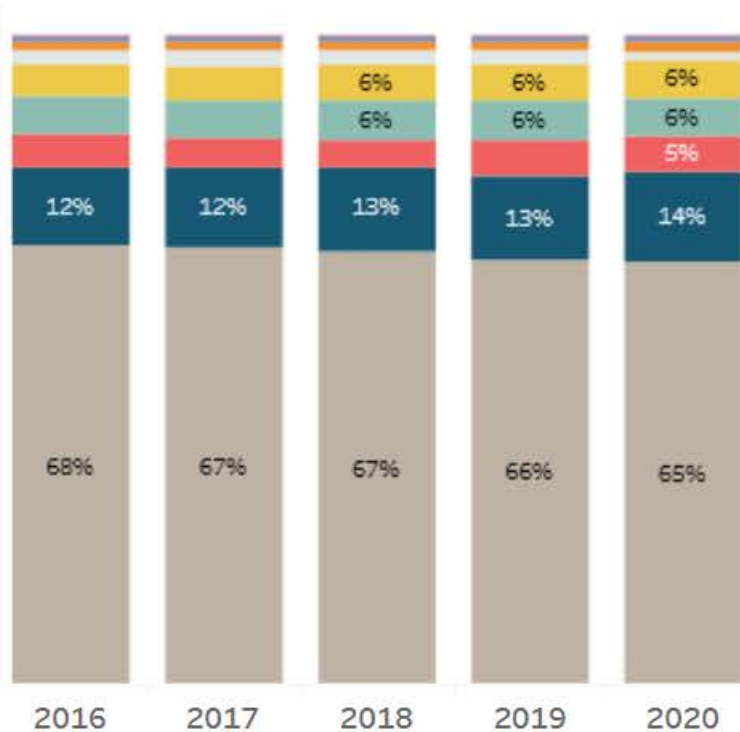
- Funded 2 new diversity positions in Enrollment Management
- Modifying our EDI hiring process
- Development of several First Generation support programs
- Continued outreach through University Neighborhood Partners
- New Campus in Herriman and West Valley Health Center
- “For U” Scholarship
- One rate all online programs



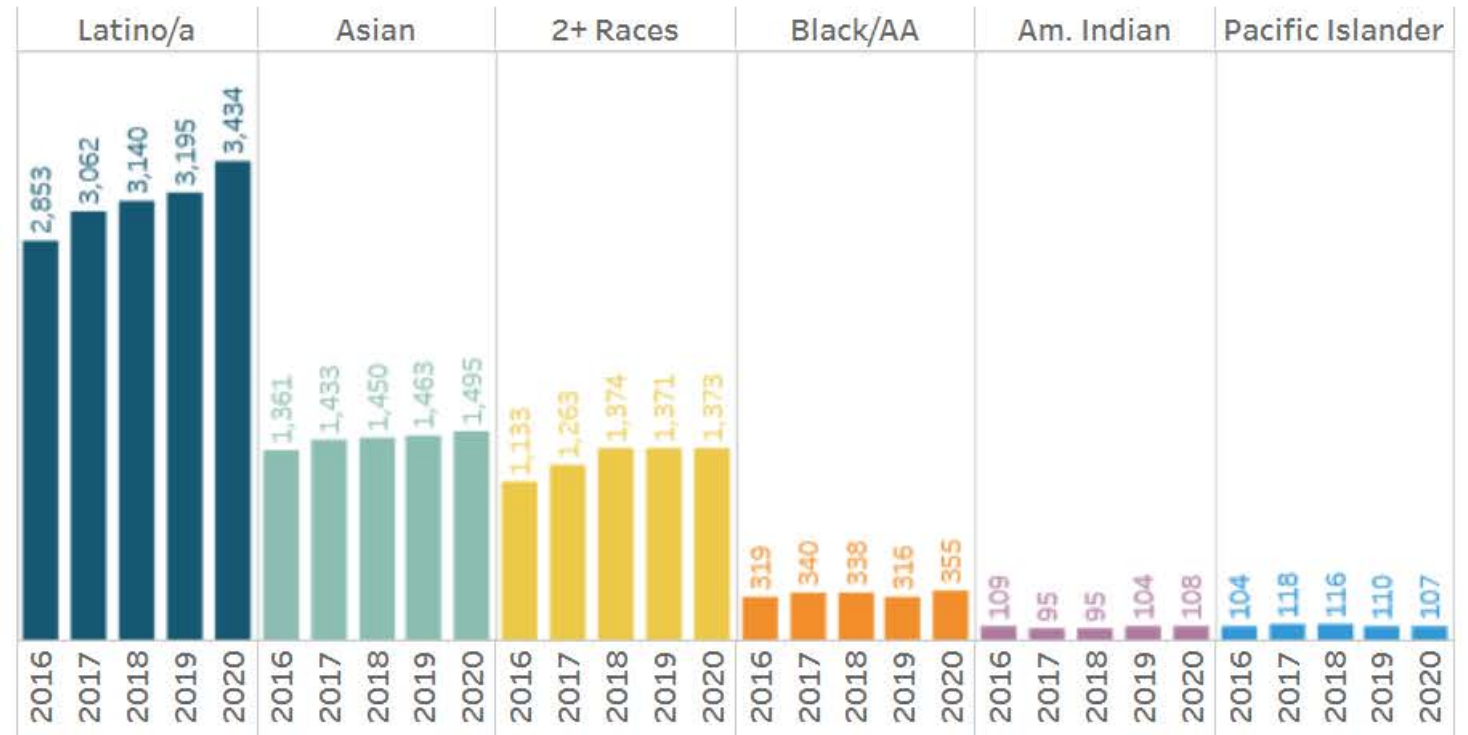
Diversity, Equity and Inclusion Considerations

Undergraduate Student Diversity

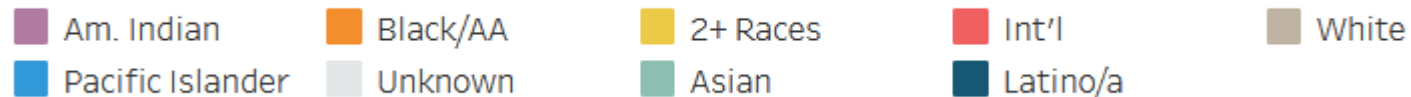
Student Race/Ethnicity



Domestic Students of Color Trends



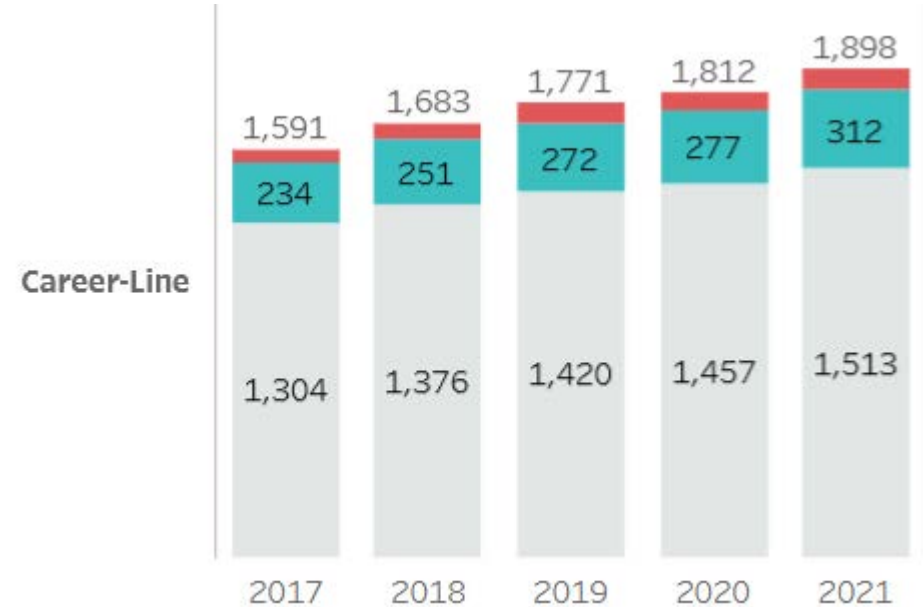
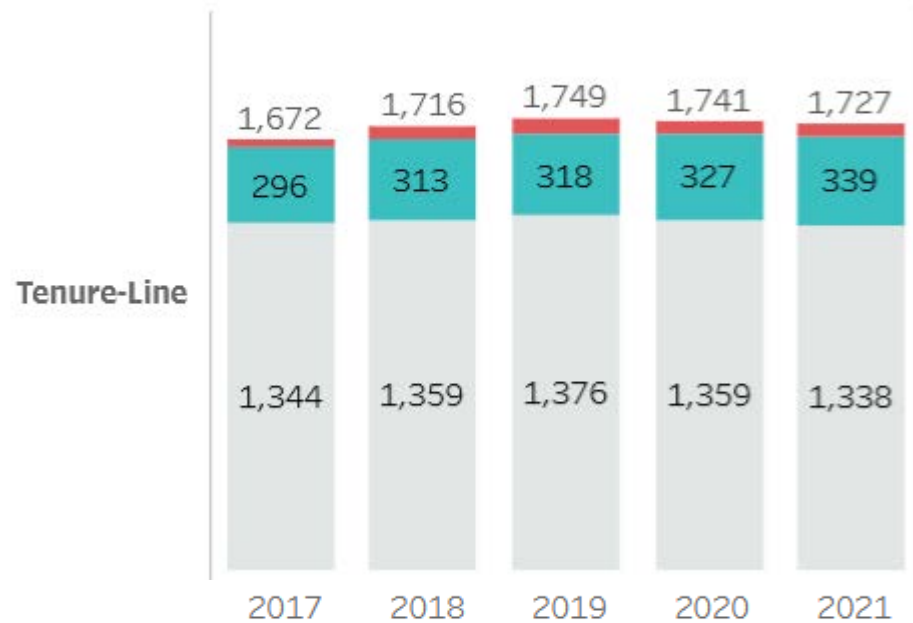
Race/Ethnicity (Federal categories)



Diversity, Equity and Inclusion Considerations

Faculty Diversity

White & Unknown People of Color Int'l



Current and Proposed Undergraduate Tuition Schedule per Semester

UG Resident Tuition Rates by Hour		
Credit Hours	Current Resident	Proposed Resident
1	920.69	971.33
2	1,163.08	1,227.05
3	1,405.47	1,482.77
4	1,647.86	1,738.49
5	1,890.25	1,994.21
6	2,132.64	2,249.94
7	2,375.03	2,505.66
8	2,617.42	2,761.38
9	2,859.81	3,017.10
10	3,102.20	3,272.82
11	3,344.59	3,528.54
12	3,586.98	3,784.26
13	3,829.37	4,039.99
14	4,071.76	4,295.71
15	4,314.15	4,551.43
16	4,556.54	4,807.15
17	4,798.93	5,062.87
18	5,041.32	5,318.59
19	5,283.71	5,574.31
20	5,526.10	5,830.04
21	5,768.49	6,085.76
22	6,010.88	6,341.48
23	6,253.27	6,597.20
24	6,495.66	6,852.92
25	6,738.05	7,108.64

UG Non-Res Tuition Rates by Hour		
Credit Hours	Current Non-Res	Proposed Non-Res
1	3,433.21	3,622.04
2	4,266.57	4,501.23
3	5,099.93	5,380.43
4	5,933.29	6,259.62
5	6,766.65	7,138.82
6	7,600.01	8,018.01
7	8,433.37	8,897.21
8	9,266.73	9,776.40
9	10,100.09	10,655.59
10	10,933.45	11,534.79
11	11,766.81	12,413.98
12	12,600.17	13,293.18
13	13,433.53	14,172.37
14	14,266.89	15,051.57
15	15,100.25	15,930.76
16	15,933.61	16,809.96
17	16,766.97	17,689.15
18	17,600.33	18,568.35
19	18,433.69	19,447.54
20	19,267.05	20,326.74
21	20,100.41	21,205.93
22	20,933.77	22,085.13
23	21,767.13	22,964.32
24	22,600.49	23,843.52
25	23,433.85	24,722.71



Current and Proposed Graduate Tuition Schedule per Semester

GR Resident Tuition Rates by Hour

Credit Hours	Current Resident	Proposed Resident
1	1,205.49	1,271.79
2	1,490.40	1,572.37
3	1,775.31	1,872.95
4	2,060.22	2,173.53
5	2,345.13	2,474.11
6	2,630.04	2,774.69
7	2,914.95	3,075.27
8	3,199.86	3,375.85
9	3,484.77	3,676.43
10	3,769.68	3,977.01
11	4,054.59	4,277.59
12	4,339.50	4,578.17
13	4,624.41	4,878.75
14	4,909.32	5,179.33
15	5,194.23	5,479.91
16	5,479.14	5,780.49
17	5,764.05	6,081.07
18	6,048.96	6,381.65
19	6,333.87	6,682.23
20	6,618.78	6,982.81
21	6,903.69	7,283.39
22	7,188.60	7,583.97
23	7,473.51	7,884.55
24	7,758.42	8,185.13
25	8,043.33	8,485.71

GR Non-Res Tuition Rates by Hour

Credit Hours	Current Non-Res	Proposed Non-Res
1	4,281.62	4,517.11
2	5,284.38	5,575.02
3	6,287.14	6,632.93
4	7,289.90	7,690.84
5	8,292.66	8,748.76
6	9,295.42	9,806.67
7	10,298.18	10,864.58
8	11,300.94	11,922.49
9	12,303.70	12,980.40
10	13,306.46	14,038.32
11	14,309.22	15,096.23
12	15,311.98	16,154.14
13	16,314.74	17,212.05
14	17,317.50	18,269.96
15	18,320.26	19,327.87
16	19,323.02	20,385.79
17	20,325.78	21,443.70
18	21,328.54	22,501.61
19	22,331.30	23,559.52
20	23,334.06	24,617.43
21	24,336.82	25,675.35
22	25,339.58	26,733.26
23	26,342.34	27,791.17
24	27,345.10	28,849.08
25	28,347.86	29,906.99



How Adjustments will Affect Affordability

Comparisons with peer institutions

Comparison Group	Avg FT Tuition & Fees	Utah % of Avg	Median FT Tuition & Fees	Utah % of Median	Utah Rank in Peer Group
PAC-12 & BIG10 Publics	\$ 12,891	76.2%	\$ 12,404	79.1%	22 Lowest out of 23 total institutions
AAU Publics	\$ 12,966	75.7%	\$ 12,507	78.5%	31 Lowest out of 34 total institutions%
All RUVH Publics	\$ 12,144	80.8%	\$ 12,076	81.3%	55 Lowest out of 72 total institutions

2020-21 FT Undergraduate Tuition & Fees from latest IPEDS data (UofU = \$9,817)



Differential Tuition Requests

College of Health

- ↳ Requesting a \$3,481.61 zero hour differential for the Speech-Language Pathology Assistant Graduate Certificate program. This is a one semester, 15 credit hour certificate program.
- ↳ Requesting a total annual tuition rate of \$871.55 per credit hour (\$15,833 per semester, \$31,667 per year and \$95,000 total for the incoming cohort over three years) for the new all online DPT program.

College of Law

- ↳ Requesting a 20% + Regular Tuition Increase (25.5% increase in total) increase in their differential to bring it to \$463.01 per credit hour (Current rate is \$368.93 and this increase would add approx. \$94.07 to bring the total differential to \$463.01 per credit hour).

College of Science

- ↳ Requesting approval to increase their differential charged for undergraduate courses to \$60 over the course of the next three years. In year one they are requesting a \$12.23 increase (brings differential to \$35.53 per hour in year one), a \$12.23 increase in year two (total differential \$47.76 per hour) and \$12.24 in year three (bringing differential to \$60.00 per hour).

College of Engineering

- ↳ Requesting the standard increase in their differential rates (current rate for upper division = \$60.95 and for Graduate = \$87.05 New rate requested is \$64.61 for UG and \$92.27 for Graduate SCH). Engineering is also asking to extend their current differential charged for upper division classes to all of their lower division courses.



Differential Tuition Requests

New Online Professional Masters Programs Tuition Proposal

Program and Project Students*	Rate Requested for Approval	SCH Required by Program	Approx. per Semester Cost	Total Program Cost
Masters of Legal Studies (50)	\$ 1,050.00	30	\$10,455	\$31,365
Digital Dentistry (30)	\$ 2,400.00	30	\$18,000	\$72,000
Engineering Mgt. (145)	\$ 850.00	30	\$6,250	\$25,000
Systems Engineering (55)	\$ 850.00	30	\$6,250	\$12,500 (Certificate)
Masters of Fine Arts (25)	\$ 850.00	30	\$6,375	\$25,500 (Master of Arts Teaching, Fine Arts)
Nursing Informatics (50)	\$ 900.00	40	\$9,000	\$36,000
Masters in Special Ed (68)	\$ 500.00	30	\$5,000	\$10,000 (with emphasis in behavioral analysis)
MS Cybersecurity Management (475)	\$ 1,000.00	30	\$15,000	\$30,000
Masters of Public Health (160)	\$ 675.00	45	\$6,600	\$33,000

**Number of students is the total projected in 2029*

Note – These courses are all online and we are requesting one rate for all students (no separate Resident/Non-Resident rate). With the exception of Digital Dentistry, these online programs have been priced at the same rate for current on campus students enrolled in the on-site programs.



Differential Tuition Requests

Market data for all online professional masters degree requests

New Online Professional Masters Programs Market Analysis

Program and Project Students	Average Annual Post-degree salary in Utah	Growth Rate for Utah Labor Market Outlook for 5 yrs	Growth Rate for Utah Labor Market Outlook for 10 yrs	3 Year Labor Market Supply/Demand Job Postings/Hire
Masters of Legal Studies	\$ 58,200	8.4%	13.6%	1 hire for every 1.9 Postings
Engineering Mgt.	\$ 116,000	11.7%	18.1%	1 hire for every 9.7 Postings
Systems Engineering	\$ 100,200	19.4%	32.2%	1 hire for every 5.6 Postings
Masters of Fine Arts	\$ 58,800	10.7%	19.8%	1 hire for every .7 Postings
Nursing Informatics	\$ 79,700	14.9%	24.9%	1 hire for every 1.5 Postings
Masters in Special Ed	\$ 60,000	19.3%	32.4%	1 hire for every 1.9 Postings
MS Cybersecurity Management	\$ 84,200	13.7%	22.2%	1 hire for every 6.3 Postings
Masters of Public Health	\$ 66,300	21.0%	36.5%	1 hire for every 2.7 Postings



Questions?

