

# Tuition and Fee Proposals 2024-2025



**UtahStateUniversity**

*March 22, 2024*

# Tuition and Fee Hearings and Meetings

- General Student Fee Advisory Board Meeting(s): 1/17/24 and 1/24/24
- Student Tuition Review Committee: 2/8/24
- USUSA Executive Council: 2/13/24
- Truth-in-Tuition Hearing: 3/5/24
- Student Fee Hearing: 3/5/24
- Board of Trustees Meeting: 3/8/24

# Overview of Requests

## Logan Campus

	Current Tuition and Fees	Proposed Adjustments				Proposed Tuition and Fee Increase    % Change	
		Tuition		Student Fees			
		\$	%	\$	%		
Undergraduate Resident	\$8,304.88	\$251.26	3.4%	\$15.38	1.68%	\$264.64	3.2%
Undergraduate Non-Resident	24,222.20	792.32	3.4%	15.38	1.68%	807.70	3.3%
Graduate Resident	9,595.68	294.96	3.4%	15.38	1.68%	310.34	3.2%
Graduate Non-Resident	30,747.22	1,014.16	3.4%	15.38	1.68%	1,029.54	3.3%

Undergraduate: Academic year, 15 credit hours 2 semesters

Graduate: Academic year, 12 credit hours 2 semesters

# Overview of Requests

## Statewide Campuses

	Current Tuition and Fees	Proposed Adjustments				Proposed Tuition and Fee Increase    % Change	
		Tuition		Student Fees			
		\$	%	\$	%		
Undergraduate Resident	\$8,304.88	\$251.26	3.4%	0	0%	\$251.26	3.0%
Undergraduate Non-Resident	24,222.20	792.32	3.4%	0	0%	792.32	3.3%
Graduate Resident	9,595.68	294.96	3.4%	0	0%	294.96	3.1%
Graduate Non-Resident	30,747.22	1,014.16	3.4%	0	0%	1,014.16	3.3%
Eastern, Blanding, Moab ≤ 65 credits, Resident	4,651.52	140.10	3.4%	0	0%	140.10	3.0%
Eastern, Blanding, Moab ≤ 65 credits, Non-Resident	12,425.78	405.04	3.4%	0	0%	405.04	3.3%

Undergraduate: Academic year, 15 credit hours 2 semesters

Graduate: Academic year, 12 credit hours 2 semesters

# 2024-25 Tuition Recommendation

# USU 2024-2025 Recommendations

---

- After careful consideration and great deliberation, recommendations have been developed relative to 2024-2025 tuition pricing.
- USU student leadership expressed support, weighed in heavily and positively affirmed proposed tuition increase to maximize student, faculty and staff enrichment, sustain and advance scholarship support, and enhance USU student success.
- **A modest tuition increase of 3.4% is recommended for Logan and Statewide campuses, with NO tuition increase in Technical Education tuition.** Each dollar of proposed increase create direct benefit in the following ways:
  - 66 cents toward legislative match to cover ongoing and mandatory University expenses.
  - 8 cents of each dollar to maintain USU student scholarship support.
  - 26 cents to sustain and reward faculty for academic excellence, including Promotion & Tenure for faculty success and earned advancement, which also improves USU faculty recruitment.
- Nationally, the Top 3 reasons for rising college tuition\* (all of which apply to the USU statewide system) include: Colleges and statewide campuses provide more student support services; changes in funding levels from state and local government; and overall rising costs for service industries, including higher education.
- According to Inside Higher Education and on par with USU, ... “In recent years, the net prices [for public universities in the US] have been fairly stable or declining after adjusting for inflation.”\*\*

Resources: \* <https://www.forbes.com/advisor/student-loans/college-tuition-inflation/> and \*\* <https://www.insidehighered.com/news/students/financial-aid/2023/11/01/buyers-market-tuition-increases-havent-outpaced-inflation>



## Proposed Increase

---

### Logan and Statewide Campuses

- 3.40% increase

### Technical Education

- No increase



## Tuition Allocation

---

■ Legislative Match Requirement	2.25%
• Compensation	
• ISF Funding	
■ Faculty Promotion and Tenure	0.90%
■ Maintain Scholarship Support	<u>0.25%</u>
	3.40%

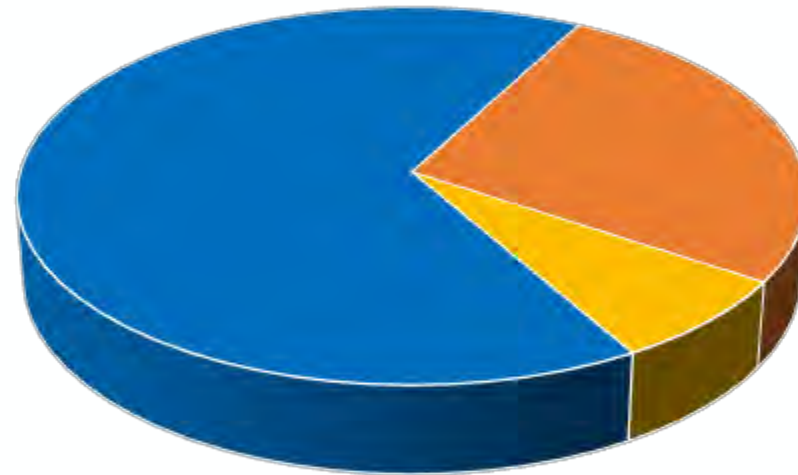




# Tuition Allocation

---

Legislative Match	\$3,175,900
Faculty Promotion	\$1,210,300
Scholarship Suppt.	<u>\$350,000</u>
	\$4,736,200



- Legislative Match
- Faculty Promotion & Tenure
- Maintain Scholarship Support



# Proposed Adjustments to Tuition

	Current Tuition	Proposed Increases						Proposed Increase
		Legislative Match		Student Initiatives		Institution Initiatives		
		\$	%	\$	%	\$	%	
Undergraduate Resident	\$7,387.34	\$166.43	66.2%	\$19.35	7.7%	\$65.48	26.1%	\$251.26
Undergraduate Non-Resident	23,304.66	524.83		61.01		206.48		792.32
Graduate Resident	8,678.14	195.38		22.71		76.87		294.96
Graduate Non-Resident	29,829.68	671.78		78.09		264.29		1,014.16
Technical Education	\$95 per SCH	No change recommended						

Undergraduate: Academic year, 15 credit hours 2 semesters

Graduate: Academic year, 12 credit hours 2 semesters

# Detail of Institutional Requests (R-4B Forms)

- **Faculty Promotion and Tenure**

- Two opportunities throughout career for rank advancement
  - Assistant to Associate Professor
  - Associate to Full Professor
- Rank advancement potential is critical to recruiting and retaining quality faculty
- Student outcomes, including completion and placement, are positively impacted by the quality of faculty
- Impact of the increase will be minimal
- USU continues to identify need-based programs and resources for underserved Utah populations

- **Maintain Scholarship Support**

- Will allow USU to maintain the number of scholarships awarded directly to students
- Without this additional funding, USU would need to reduce either the number or amount of scholarships awarded when tuition increases
- Impact of the increase will be minimal
- Maintaining scholarship support levels helps maintain affordability for students with financial constraints
- USU continues to identify need-based programs and resources for underserved Utah populations

# Undergraduate Tuition (per semester)

Credit Hour	Resident		Non-Resident	
	Current	Proposed	Current	Proposed
1	\$712.01	\$736.22	\$2,133.48	\$2,206.02
2	983.07	1,016.50	2,998.83	3,100.79
3	1,254.13	1,296.78	3,864.18	3,995.56
4	1,525.19	1,577.06	4,729.53	4,890.33
5	1,796.25	1,857.34	5,594.88	5,785.10
6	2,067.31	2,137.62	6,460.23	6,679.87
7	2,338.37	2,417.90	7,325.58	7,574.64
8	2,609.43	2,698.18	8,190.93	8,469.41
9	2,880.49	2,978.46	9,056.28	9,364.18
10	3,151.55	3,258.74	9,921.63	10,258.95
11	3,422.61	3,539.02	10,786.98	11,153.72
12	3,693.67	3,819.30	11,652.33	12,048.49
13	3,693.67	3,819.30	11,652.33	12,048.49

Credit Hour	Resident		Non-Resident	
	Current	Proposed	Current	Proposed
14	\$3,693.67	\$3,819.30	\$11,652.33	\$12,048.49
15	3,693.67	3,819.30	11,652.33	12,048.49
16	3,693.67	3,819.30	11,652.33	12,048.49
17	3,693.67	3,819.30	11,652.33	12,048.49
18	3,693.67	3,819.30	11,652.33	12,048.49
19	3,964.73	4,099.58	12,517.68	12,943.26
20	4,235.79	4,379.86	13,383.03	13,838.03
21	4,506.85	4,660.14	14,248.38	14,732.80
22	4,777.91	4,940.42	15,113.73	15,627.57
23	5,048.97	5,220.70	15,979.08	16,522.34
24	5,320.03	5,500.98	16,844.43	17,417.11
25	5,591.09	5,781.26	17,709.78	18,311.88

# Graduate Tuition (per semester)

Credit Hour	Resident		Non-Resident	
	Current	Proposed	Current	Proposed
1	\$827.32	\$855.45	\$2,716.94	\$2,809.32
2	1,146.57	1,185.55	3,825.84	3,955.92
3	1,465.82	1,515.65	4,934.74	5,102.52
4	1,785.07	1,845.75	6,043.64	6,249.12
5	2,104.32	2,175.85	7,152.54	7,395.72
6	2,423.57	2,505.95	8,261.44	8,542.32
7	2,742.82	2,836.05	9,370.34	9,688.92
8	3,062.07	3,166.15	10,479.24	10,835.52
9	3,381.32	3,496.25	11,588.14	11,982.12
10	3,700.57	3,826.35	12,697.04	13,128.72
11	4,019.82	4,156.45	13,805.94	14,275.32
12	4,339.07	4,486.55	14,914.84	15,421.92
13	4,339.07	4,486.55	14,914.84	15,421.92

Credit Hour	Resident		Non-Resident	
	Current	Proposed	Current	Proposed
14	\$4,339.07	\$4,486.55	\$14,914.84	\$15,421.92
15	4,339.07	4,486.55	14,914.84	15,421.92
16	4,339.07	4,486.55	14,914.84	15,421.92
17	4,339.07	4,486.55	14,914.84	15,421.92
18	4,339.07	4,486.55	14,914.84	15,421.92
19	4,658.32	4,816.65	16,023.74	16,568.52
20	4,977.57	5,146.75	17,132.64	17,715.12
21	5,296.82	5,476.85	18,241.54	18,861.72
22	5,616.07	5,806.95	19,350.44	20,008.32
23	5,935.32	6,137.05	20,459.34	21,154.92
24	6,254.57	6,467.15	21,568.24	22,301.52
25	6,573.82	6,797.25	22,677.14	23,448.12

# General Student Fees Recommendation

# USU 2024-2025 Student Fees Recommendations

---

- After careful consideration and great deliberation, recommendations have been developed relative to 2024-2025 student fees.
- USU student leadership expressed support, weighed in heavily and positively affirmed proposed student fees increase to maximize student enrichment and enhance USU student success at the USU Logan campus.
- **A minimal increase of 1.68% is recommended for Logan campus with NO student fees increase to Statewide campuses.** Each dollar of proposed increase will directly benefit students in the following areas: Buildings, Athletics, Transportation, Activities, Campus Recreation, and Music & Theater. A few examples include:
  - Needed replacement of identified equipment at the Aggie recreation center (exclusive to students);
  - USU mandatory operations and maintenance, and staffing at recreation center, etc.; and
  - New USU transportation/shuttle busses for greater accessibility and ADA compliance.
- No increases are proposed for other areas supported by Student Fees.



# Overview of General Student Fees

## Logan Campus

Fee Description	2023-24 Current Fee	2024-25 Fee Request	Move to Tuition	\$ Change	% Change
Activity	\$74.18	\$75.24	No	\$1.06	1.43%
Building	305.18	311.92	No	6.74	2.21%
Athletics	226.56	230.56	No	4.00	1.77%
Aggie Shuttle	39.04	41.08	No	2.04	5.23%
Technology	113.44	113.44	No	0	0%
Campus Recreation	73.96	75.40	No	1.44	1.95%
Library	64.02	64.02	No	0	0%
Music & Theater	21.16	21.26	No	0.10	0.50%

Academic year, 12 credit hours 2 semesters



# Overview of General Student Fees

## Statewide Campuses

Fee Description	2023-24 Current Fee	2024-25 Fee Request	Move to Tuition	\$ Change	% Change
Activity	\$68.52	\$68.52	No	0	0%
Building	117.34	117.34	No	0	0%
Instructional Support	330.28	330.28	No	0	0%

Academic year, 12 credit hours 2 semesters

# Overview of General Student Fees Blanding Campus

Fee Description	2023-24 Current Fee	2024-25 Fee Request	Move to Tuition	\$ Change	% Change
Activity	\$174.68	\$174.68	No	0	0%
Building	56.00	56.00	No	0	0%
Instructional Support	285.46	285.46	No	0	0%

Academic year, 12 credit hours 2 semesters

# Overview of General Student Fees

## USU Eastern Campus

Fee Description	2023-24 Current Fee	2024-25 Fee Request	Move to Tuition	\$ Change	% Change
Activity	\$276.06	\$256.06	No	\$(20.00)	-7.2%
Building	13.82	13.82	No	0	0%
Instructional Support	116.26	116.26	No	0	0%
Athletics	110.00	130.00	No	20.00	18.2%

Academic year, 12 credit hours 2 semesters

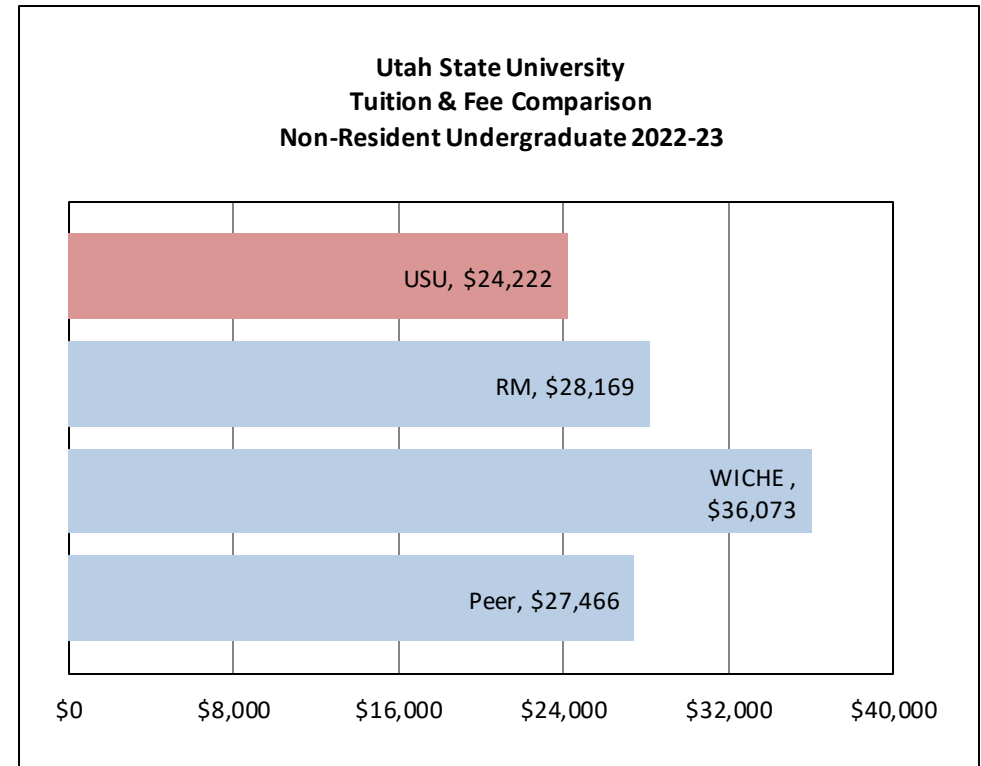
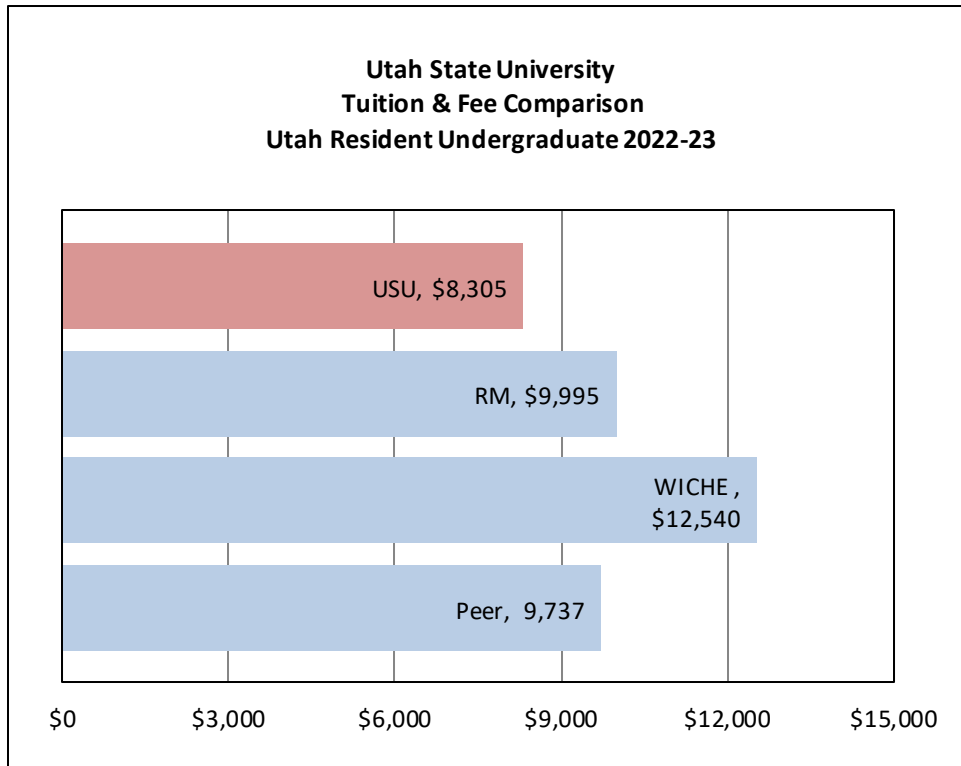
# Overview of General Student Fees

## Technical Education

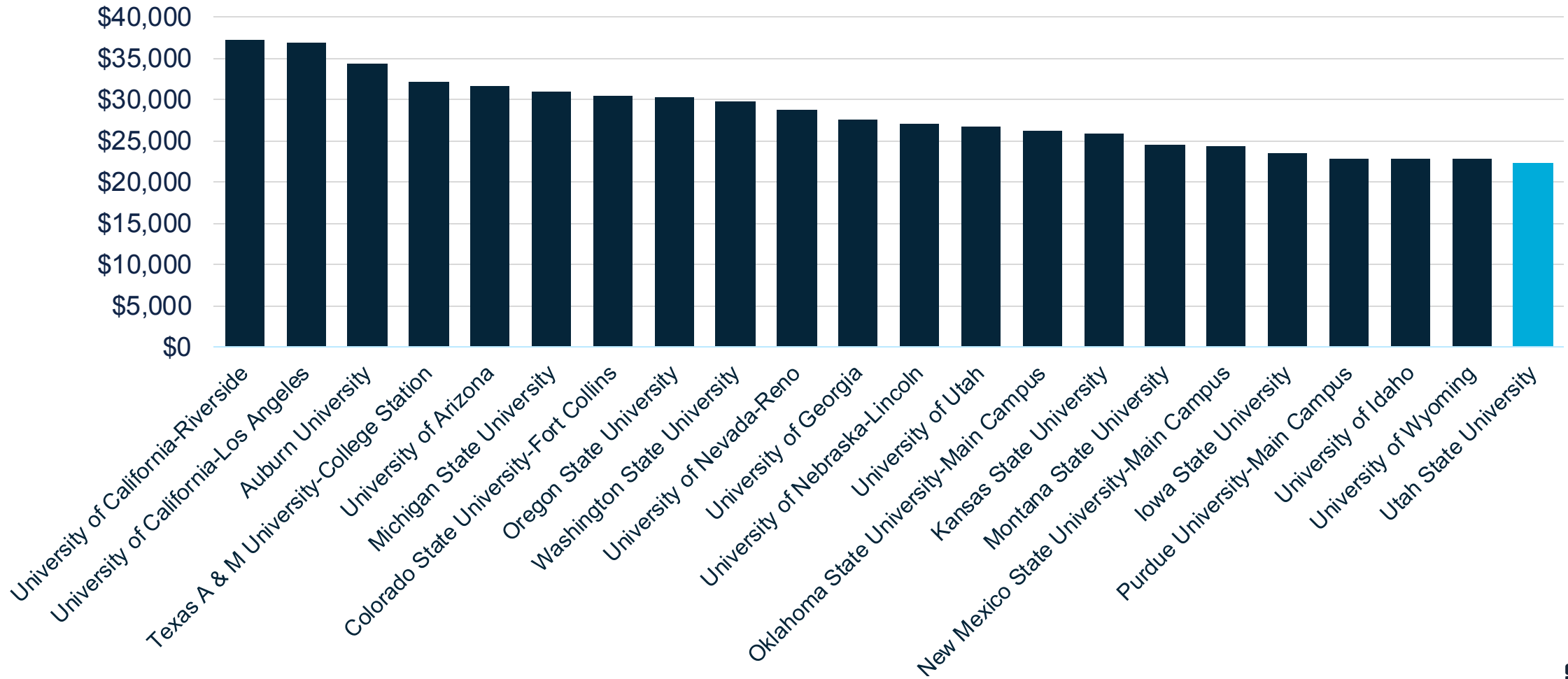
Fee Description	2023-24 Current Fee	2024-25 Fee Request	Move to Tuition	\$ Change	% Change
General Fee	\$3.00	\$3.00	No	\$0	0%

Per credit hour

# Affordability



# Total Price for Resident Students



Source: IPEDS; AY 2022; Includes total cost of attendance for full-time, first-time degree/certificate seeking in-state undergraduate students living on campus for academic year 2022-23. It includes in-state tuition and fees, books and supplies, on campus room and board, and other on campus expenses.



# Projection from Actual Tuition vs. Budget. Why The Difference?

## Actual

FY24 Actual  
E&G-Reg Tuition

Proposed FY25  
% Increase

FY24 Actual  
\$134,620,000

Proposed FY25 % Increase  
Tuition Only – 3.40%  
Blended with Fees – 3.21%

---

## Budget

FY24 E&G-Reg  
Tuition Budgeted

Discrepancy in % increase  
creates a shortfall

FY24 Budgeted  
\$143,990,000

FY25 % Increase  
Tuition Only – 3.24%  
Blended with Fees – 3.06%

# Projection from Actual Tuition vs. Budget. Why The Difference?

## Actual

FY24 Actual  
E&G-Reg Tuition

Proposed FY25  
% Increase

FY24 Actual  
\$134,620,000

Proposed FY25 % Increase  
Tuition Only – 3.40%  
Blended with Fees – 3.21%

## Budget

FY24 E&G-Reg  
Tuition Budgeted

Discrepancy in % increase  
creates a shortfall

FY24 Budgeted  
\$143,990,000

FY25 % Increase  
Tuition Only – 3.24%  
Blended with Fees – 3.06%



# Thank You



UtahStateUniversity