

University of Utah

Tuition & Fees Adjustment Hearing

Utah State Board of Higher Education
March 22, 2024



Tuition and Fee Hearings and Meetings

- **General Student Fee Advisory Board Meetings:
10/19/2023, 11/16/2023, 12/07/2023, 01/11/2024, 02/08/2024**
- **Truth In Tuition Student Hearing: 03/13/2024**
- **Board of Trustee Meeting: 03/15/2024**
- **Utah Board of Higher Education Meeting: 03/22/2024**

Overview of Requests

Student Type	Current Tuition and Fees	\$ Tuition Adjustments	% Tuition Adjustments	\$ Student Fee Adjustments	% Student Fee Adjustments	Proposed Tuition and Fees	% Change*
Undergraduate Resident	10,287	319	3.50%	19.50	1.65%	10,625	3.29%
Undergraduate Non-Resident	33,045	1,115	3.50%	19.50	1.65%	34,180	3.43%
Graduate Resident	10,340	320	3.50%	19.50	1.65%	10,680	3.29%
Graduate Non-Resident	33,492	1,131	3.50%	19.50	1.65%	34,642	3.43%

Undergraduate: academic year, 15 credit hours per semester

Graduate: academic year, 12 credit hours per semester

*Effective rate is 2.9% when netting fee moved into tuition

General Student Fees Recommendation



Overview of General Student Fees

	General Student Fee	2023-2024 Current Fee	2024-2025 Proposed Fee	Move to Tuition	\$ Change	% Change
1	Campus Connect	0.75	2.00	No	1.25	166.67%
2	Fine Arts Fee	17.50	18.50	No	1.00	5.71%
3	Health Services	20.48	24.98	No	4.50	21.97%
4	Mental Health Fee	15.00	18.00	No	3.00	20.00%
5	Computing	119.45	119.45	No		0.00%
6	Building	119.24	119.24	No		0.00%
7	Athletic	82.69	82.69	No		0.00%

	General Student Fee	2023-2024 Current Fee	2024-2025 Proposed Fee	Move to Tuition	\$ Change	% Change
8	Student Life Center	60.00	60.00	No		0.00%
9	Transportation	58.35	58.35	No		0.00%
10	Gardner Commons	45.00	45.00	No		0.00%
11	ASUU Activity	23.12	23.12	No		0.00%
12	Campus Recreation	18.81	18.81	No		0.00%
13	Student Media	9.00	9.00	No		0.00%
14	Sustainability	2.50	2.50	No		0.00%
	Total	591.89	601.64		9.75	1.65%

Rates per semester
14 fees total



2024-25 General Student Fees

Fees will increase by \$9.75 per semester for a full-time in-state undergraduate student taking 15 hours

1.65%

**INCREASE
IN GENERAL
STUDENT FEES**

General Student Fee Changes

- **4 of 14 fees proposed to increase:**
 - Campus Connect
 - Fine Arts
 - Health Services
 - Mental Health
- **New proposed rate of \$601.64 from \$591.89 per semester**
- **Unanimous support from fee advisory board led by student majority**
- **Recommend approval of changes from the Utah Board of Higher Education**



2024-2025 Tuition Recommendation



How Increases are Used

- Support student success and completion rates
- Cover the university's required legislative match for compensation increases, dental and medical benefits, and insurance and liability
- Address faculty promotion and retention
- Support student services
- Respond to unforeseen increases in operational costs due to rapid inflation

Breakdown of Proposed Tuition Increase

Description	Tuition % Increase	Tuition \$ Increase	Rolling % Increase	Rolling \$ Increase
3.00% Compensation Increase	1.22%	4,969,500		
Health & Dental Insurance	0.3%	1,174,100	1.5%	6,143,600
Internal Service Funds	0.4%	1,821,800	2.0%	7,965,400
Salary - Faculty Promotions & Retention	0.6%	2,500,000	2.6%	10,465,400
Student Success Program Fee*	0.4%	1,650,000	3.0%	12,115,400
Student Services (e.g., Career Services)	0.5%	2,000,000	3.5%	14,115,400
Total	3.5%	14,115,400		

*Fee moving into tuition. Not an increase.



Proposed Tuition Adjustments

Student Type	Current Tuition	\$ Increase Legislative Match	% Increase Legislative Match	\$ Increase Institution Request	% Increase Institution Request	Proposed Tuition
Undergraduate Resident	9,103	182	2.0%	137	1.5%	9,422
Undergraduate Non-Resident	31,861	637	2.0%	478	1.5%	32,977
Graduate Resident	9,156	183	2.0%	137	1.5%	9,477
Graduate Non-Resident	32,308	646	2.0%	485	1.5%	33,439

Undergraduate: academic year, 15 credit hours per semester

Graduate: academic year, 12 credit hours per semester

Effective rate is 2.9% combined with fees and netting fee moved into tuition



David Eccles School of Business

Executive MBA

Tuition Proposal

- **Graduate Tuition**

Approximately a 7.4% increase per year for the next two years

- A graduate student in the Executive MBA taking 10 credit hours will pay approximately \$1,300 more per semester in 2024-2025 and \$1,400 more per semester in 2025-2026

Academic Year	% Change	Current Rate	\$ Change	Proposed Rate
2024-2025	7.4%	\$17,500	\$1,300	\$18,800
2025-2026	7.4%	\$18,800	\$1,400	\$20,200

David Eccles School of Business

Professional & Online MBA

Tuition Proposal

- **Graduate Tuition**
Approximately a 7.4% increase per year for the next two years
- A graduate student in the Professional or Online MBA taking 8 credit hours will pay approximately \$800 more per semester in 2024-2025 and \$856 more per semester in 2025-2026

Academic Year	% Change	Current Rate	\$ Change	Proposed Rate
2024-2025	7.4%	\$10,800	\$800	\$11,600
2025-2026	7.4%	\$11,600	\$856	\$12,456

David Eccles School of Business

Undergraduate Differential Tuition Proposal

Undergraduate Differential Tuition

- Effective 2025-2026 academic year
- Reduce upper division differential from \$269.28 to \$202 per credit hour
- Introduce a lower division differential at \$202 per credit hour
- Total impact across 4 years does not result in an increase

A full-time in-state undergraduate student taking 15 credit hours will pay approximately \$3,030 per semester beginning in the 2025-2026 academic year.

APPENDIX

Value

Low tuition and fees compared to peer publics in the Pac-12 and AAU.

Tuition information from 2022-2023

University of Utah	\$9,315
Ohio State University	\$12,859
University of Arizona	\$13,626
University of Colorado Boulder	\$16,430
Cal Berkeley	\$14,850
Penn State	\$20,234
University of Pittsburgh	\$21,524

Financial Aid

2022-2023

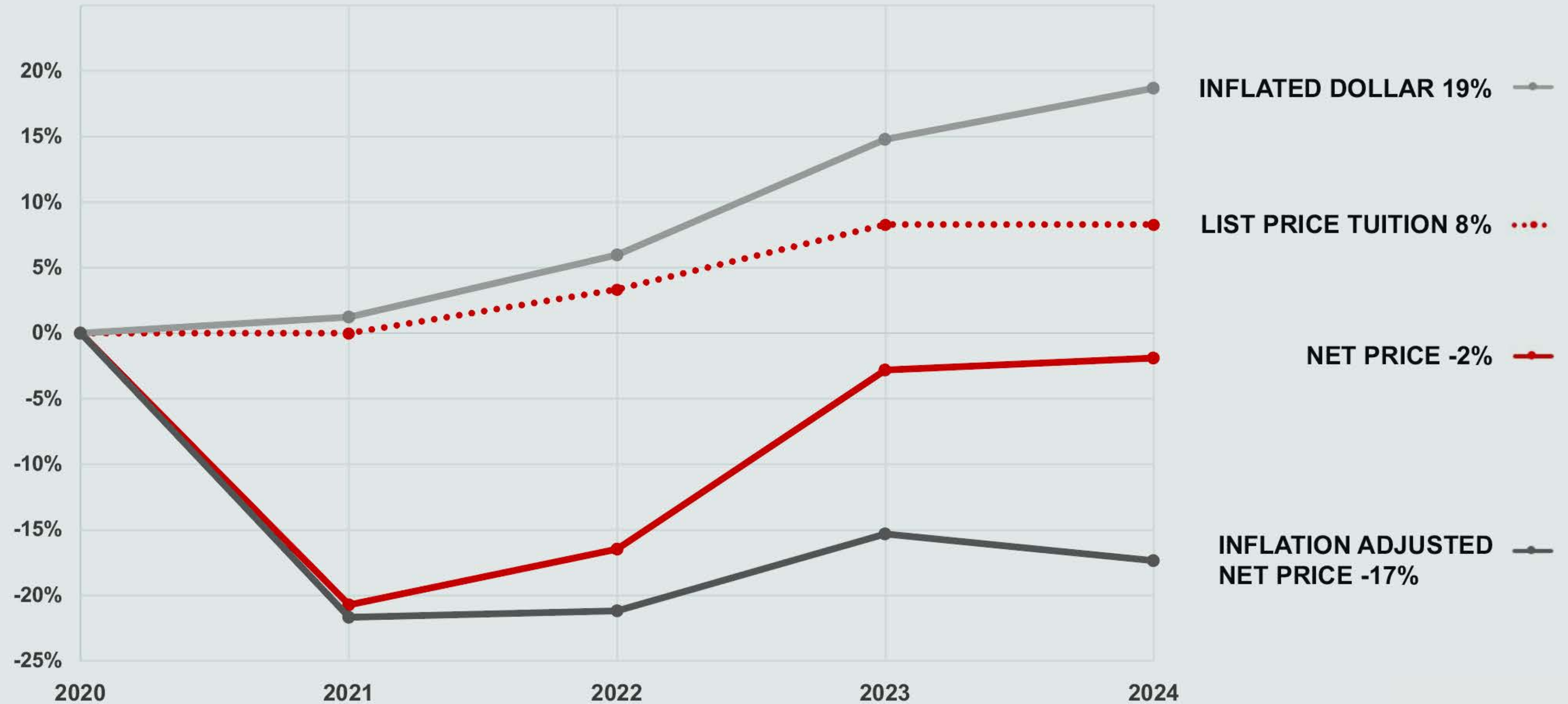
Total Financial Aid	Total Scholarships	FAFSAs Completed
\$348,510,063	\$142,067,546	30,202

Full-time, degree-seeking, first-time students:


- **67% receive institutional scholarships**
- **73% receive scholarships/grants from all sources**

Costs Adjusted

Inflation, Tuition and Net Tuition at University of Utah



Ensuring Exceptional Educational Experience




Awareness & Engagement



Student Transitions



Proactive Academic Advising



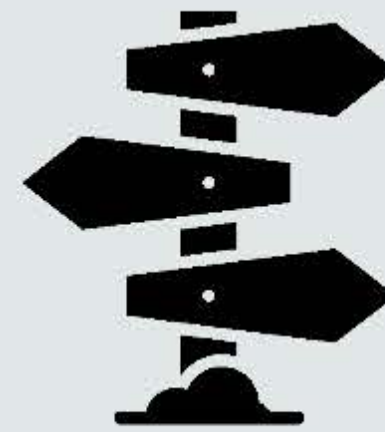
Academic Planning & Curriculum Systems




Financial Structures



First Experiences & Experiential Learning

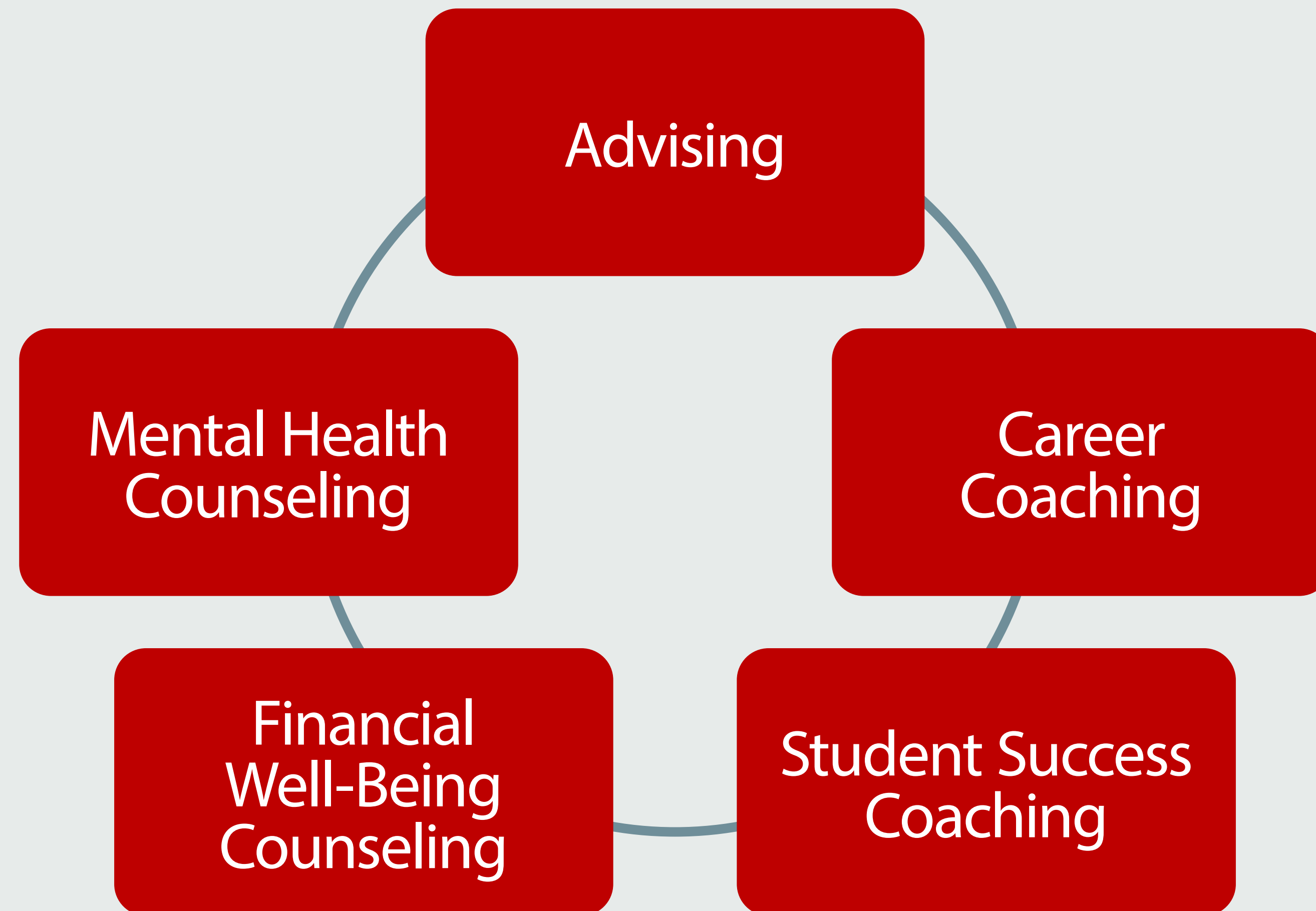


Student Pathways & Career Success



Academic & Well-Being Support

A Vision for the Future of Student Success



Undergraduate Tuition Schedule

Current and Proposed

Credit Hour	Current Resident	Proposed Resident	Current Non-Res	Proposed Non-Res	Credit Hour	Current Resident	Proposed Resident	Current Non-Res	Proposed Non-Res
1	971.33	1,005.33	3,622.03	3,748.80	14	4,295.69	4,446.04	15,051.50	15,578.30
2	1,227.05	1,270.00	4,501.22	4,658.76	15	4,551.41	4,710.71	15,930.69	16,488.26
3	1,482.77	1,534.67	5,380.41	5,568.72	16	4,807.13	4,975.38	16,809.88	17,398.23
4	1,738.49	1,799.34	6,259.60	6,478.69	17	5,062.85	5,240.05	17,689.07	18,308.19
5	1,994.21	2,064.01	7,138.79	7,388.65	18	5,318.57	5,504.72	18,568.26	19,218.15
6	2,249.93	2,328.68	8,017.98	8,298.61	19	5,574.29	5,769.39	19,447.45	20,128.11
7	2,505.65	2,593.35	8,897.17	9,208.57	20	5,830.01	6,034.06	20,326.64	21,038.07
8	2,761.37	2,858.02	9,776.36	10,118.53	21	6,085.73	6,298.73	21,205.83	21,948.03
9	3,017.09	3,122.69	10,655.55	11,028.49	22	6,341.45	6,563.40	22,085.02	22,858.00
10	3,272.81	3,387.36	11,534.74	11,938.46	23	6,597.17	6,828.07	22,964.21	23,767.96
11	3,528.53	3,652.03	12,413.93	12,848.42	24	6,852.89	7,092.74	23,843.40	24,677.92
12	3,784.25	3,916.70	13,293.12	13,758.38	25	7,108.61	7,357.41	24,722.59	25,587.88
13	4,039.97	4,181.37	14,172.31	14,668.34					

Graduate Tuition Schedule

Current and Proposed

Credit Hour	Current Resident	Proposed Resident	Current Non-Res	Proposed Non-Res	Credit Hour	Current Resident	Proposed Resident	Current Non-Res	Proposed Non-Res
1	1,271.79	1,316.30	4,517.11	4,675.21	14	5,179.33	5,360.61	18,269.94	18,909.39
2	1,572.37	1,627.40	5,575.02	5,770.15	15	5,479.91	5,671.71	19,327.85	20,004.32
3	1,872.95	1,938.50	6,632.93	6,865.08	16	5,780.49	5,982.81	20,385.76	21,099.26
4	2,173.53	2,249.60	7,690.84	7,960.02	17	6,081.07	6,293.91	21,443.67	22,194.20
5	2,474.11	2,560.70	8,748.75	9,054.96	18	6,381.65	6,605.01	22,501.58	23,289.14
6	2,774.69	2,871.80	9,806.66	10,149.89	19	6,682.23	6,916.11	23,559.49	24,384.07
7	3,075.27	3,182.90	10,864.57	11,244.83	20	6,982.81	7,227.21	24,617.40	25,479.01
8	3,375.85	3,494.00	11,922.48	12,339.77	21	7,283.39	7,538.31	25,675.31	26,573.95
9	3,676.43	3,805.11	12,980.39	13,434.70	22	7,583.97	7,849.41	26,733.22	27,668.88
10	3,977.01	4,116.21	14,038.30	14,529.64	23	7,884.55	8,160.51	27,791.13	28,763.82
11	4,277.59	4,427.31	15,096.21	15,624.58	24	8,185.13	8,471.61	28,849.04	29,858.76
12	4,578.17	4,738.41	16,154.12	16,719.51	25	8,485.71	8,782.71	29,906.95	30,953.69
13	4,878.75	5,049.51	17,212.03	17,814.45					