



UVU

**2024-25**

# **Tuition & Fees**

Proposal

Utah Board of Higher Education

March 22, 2024



UVU:

**UTAH'S**

**PARTNER**

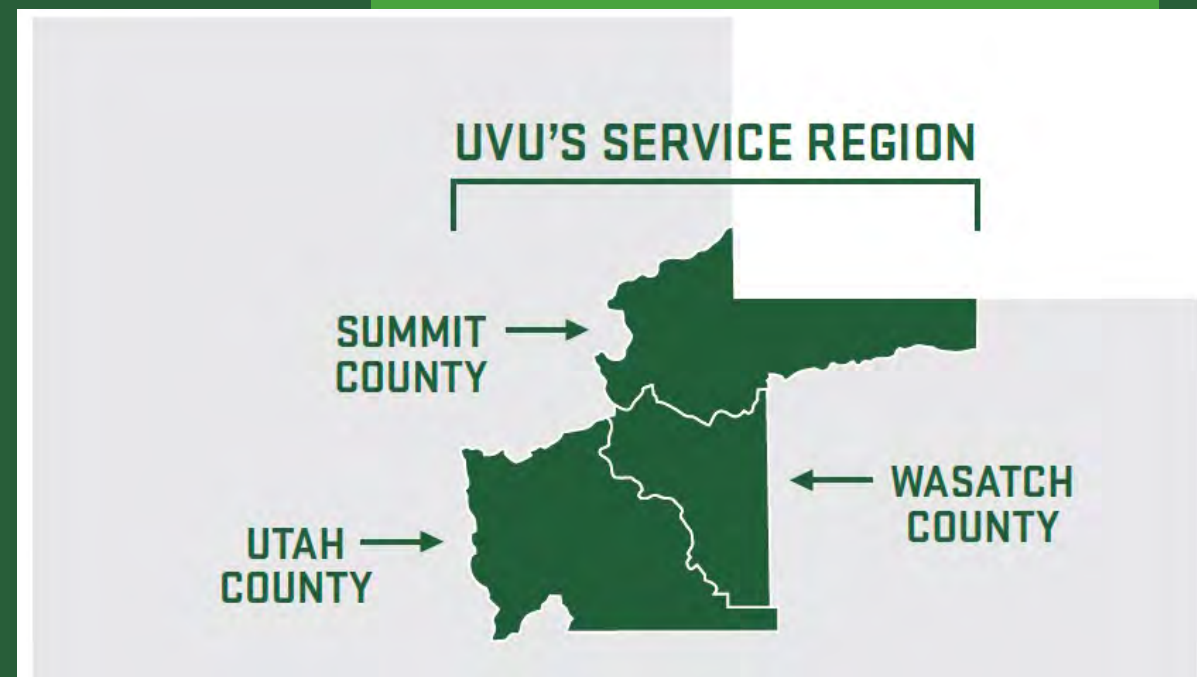
For the workforce

# Growth in our service region

## 1 million more by 2065

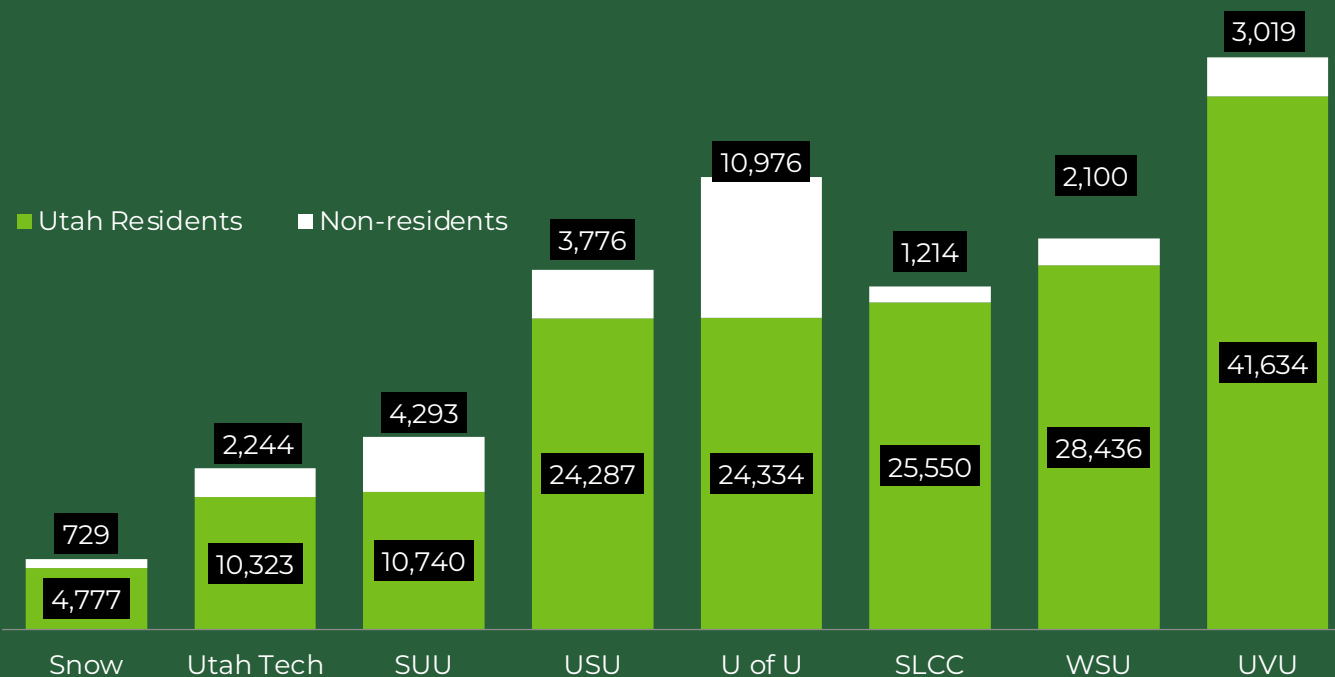
**1:3 NEW RESIDENTS  
AND 1:4 NEW JOBS**

in Utah will be in UVU's service region.



# UVU Educates The Most Utahns

Fall 2023 Headcount by Residency



Source: [USHE.edu/institutional-data-resources](https://USHE.edu/institutional-data-resources)





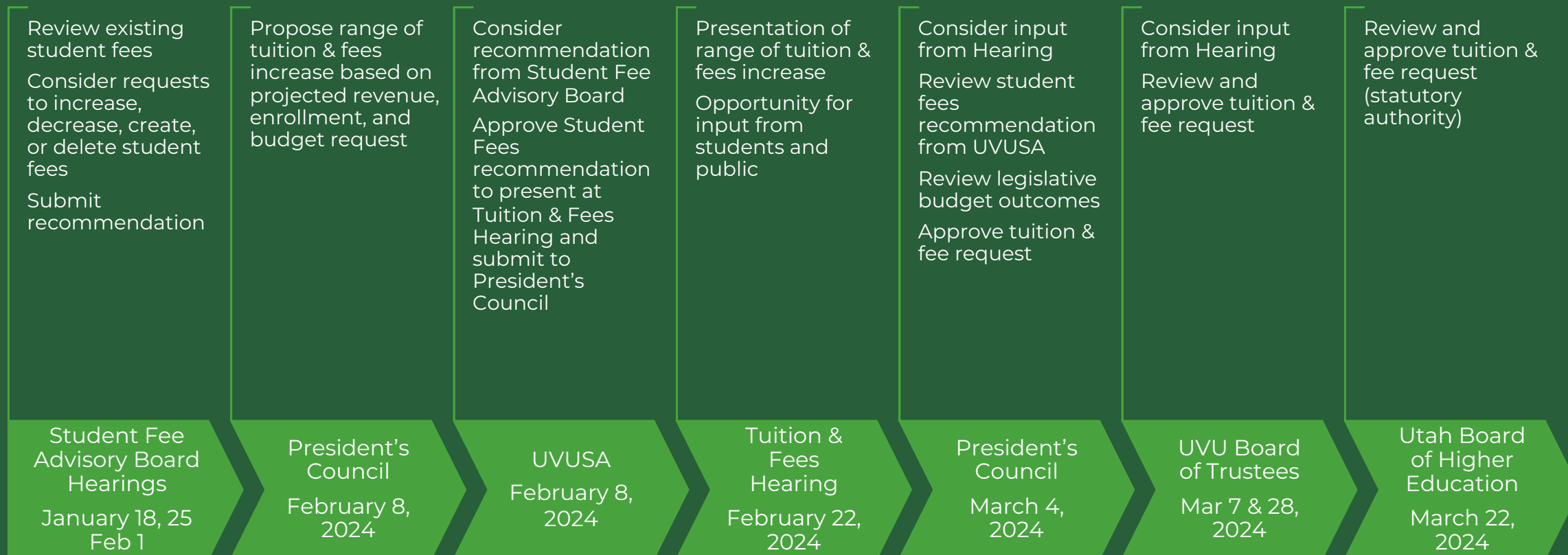


# UVU GRADS are tomorrow's workforce!

- **77%** of UVU students live in Utah 10 years after graduation.
- **83%** of UVU students live in Utah a year after graduation.



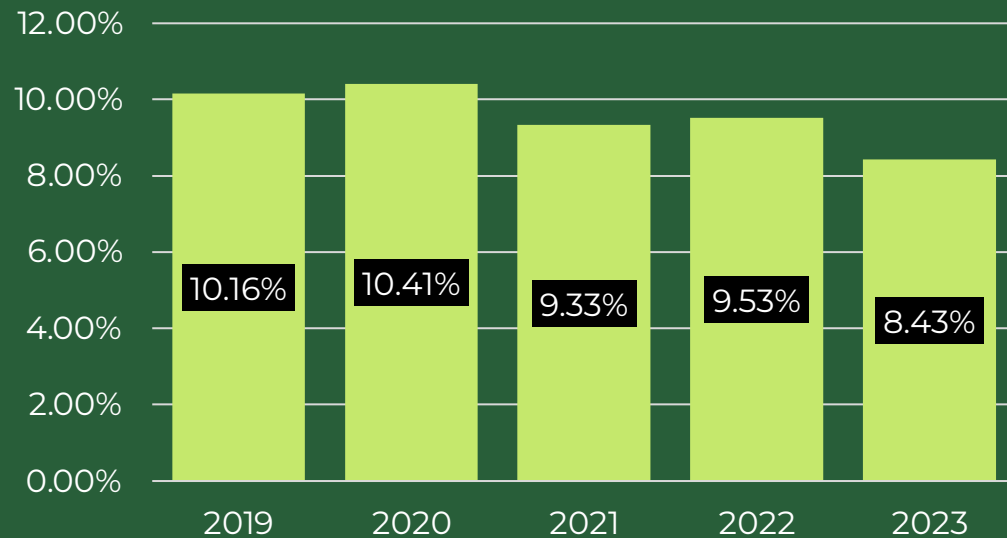
Tuition, Fees, and  
**ANTICIPATED  
IMPACT**



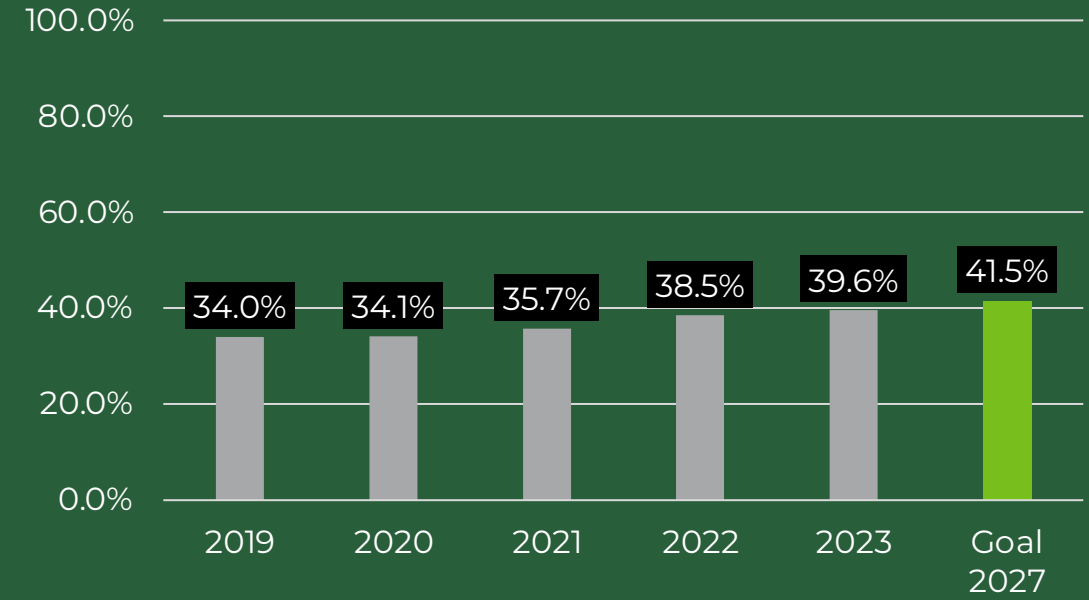
# UVU's Tuition and Fees Process

**We use resources to  
meet performance  
funding metrics.**

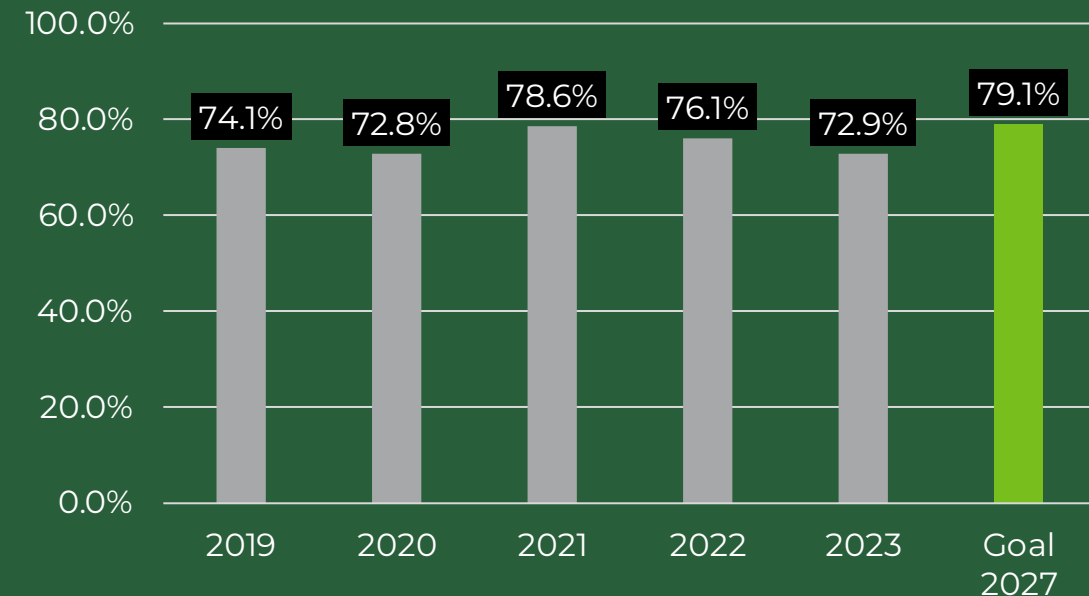
### Access



### Timely Completion



### High Yield Awards





# Overview of Requests: **TUITION AND FEES**

	2023-24 Tuition & Fees	Tuition Adjustments		Student Fee Adjustments		Proposed 2024-25 Tuition & Fees	Total Tuition & Student Fees Adjustment	
		\$	%	\$	%		\$	%
Undergraduate Resident	\$6,270	\$205	3.65%	\$33	5.03%	\$6,508	\$238	3.80%
Undergraduate Non-Resident	\$17,830	\$626	3.65%	\$33	5.03%	\$18,489	\$659	3.70%
Graduate Resident	\$8,196	\$274	3.64%	\$20	3.05%	\$8,490	\$294	3.59%
Graduate Non-Resident	\$23,412	\$830	3.65%	\$20	3.05%	\$24,262	\$850	3.63%

Undergraduate: academic year, 15 credit hours per semester

Graduate: academic year, 12 credit hours per semester

**Request for 2024-25 Tuition & Fees to be effective Fall 2024**

# General **Student Fees** Recommendation



# General Student **Fees** Overview

Fee Description	2023-24 Current Fee	2024-25 Fee Request	Move to Tuition	\$ Change	% Change
Student Programs	\$106.02	\$107.62	No	\$1.60	1.51%
Campus Recreation	58.54	63.80	No	5.26	8.99%
Building Bonds	183.00	183.00	No	0.00	0.0%
Student Center O&M	67.16	72.16	No	5.00	7.44%
SLWC O&M	48.68	51.68	No	3.00	6.16%
Athletics	156.42	163.12	No	6.70	3.64%
Student Health Services	19.68	32.12	No	12.44	63.21%
UTA	13.08	13.08	No	0.00	0.0%
Arts	3.42	3.42	No	0.00	0.0%
<b>Total</b>	<b>\$656.00</b>	<b>\$689.00</b>		<b>\$33.00</b>	<b>5.03%</b>

Increase of  
**\$33**  
Per Year.

Students  
approved a  
**\$46**  
increase.

Undergraduate: academic year, 15 credit hours per semester

# Purpose of **Fee** Changes



## Compensation increases

Student Programs, Campus Recreation, Student Center O&M, SLWC O&M, Athletics, and Student Health Services  
Recruit/retain mental health professionals



## New Positions for Student Health and Wellness

Crisis Therapist  
Nurse Practitioner  
Medical Assistant



## Athletics Support

Increased Travel expenses



# 2024-25 **Tuition** Recommendation



# Proposed **Tuition** Adjustments



	2023-24 Tuition	Legislative Mandates		Student Fee Shift		Institution Request		Proposed 2024-25 Tuition
		\$	%	\$	%	\$	%	
Undergraduate Resident	\$5,614	\$95	1.69%	\$0	0.0%	\$110	1.96%	\$5,819
Undergraduate Non-Resident	\$17,174	\$290	1.69%	\$0	0.0%	\$337	1.96%	\$17,801
Graduate Resident	\$7,536	\$127	1.69%	\$0	0.0%	\$148	1.96%	\$7,811
Graduate Non-Resident	\$22,752	\$384	1.69%	\$0	0.0%	\$446	1.96%	\$23,582

Undergraduate: academic year, 15 credit hours per semester  
Graduate: academic year, 12 credit hours per semester

Increase of **\$205.00**  
Per Year for Undergraduate Resident

# Additional funds will support:



## **1. Maintain and/or increase retention and completion momentum**

---

70% Retention and 46%  
8-Year IPEDS Completion

- .46% tuition increase (\$676,900)
- Student orientation and onboarding
- Math placement and online testing
- Mental Health Support
- Project Based Learning

# UVU

## INNOVATION ACADEMY



### UVU Excelerate

A summer bridge program for first-generation students who work in teams on real-world projects from external partners embedded in a general education course.

36 Courses with projects

- 247 Students
- 51% students of color



### Excellence & Innovation Initiative

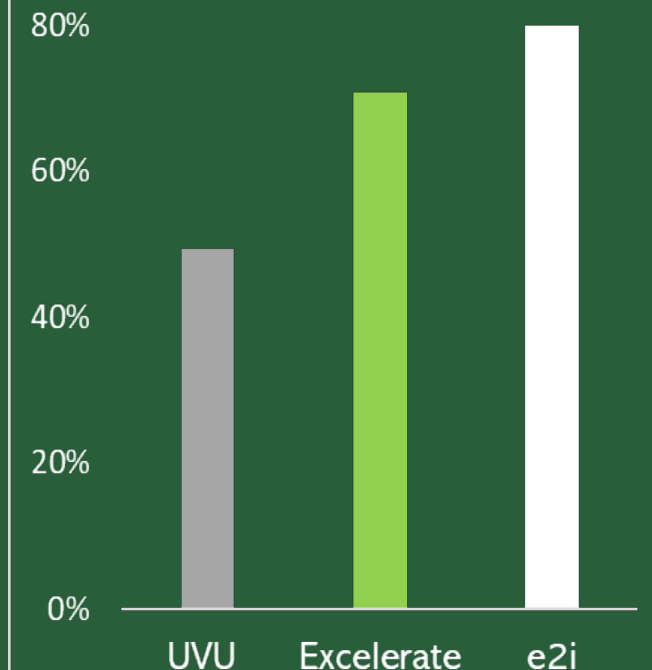
Student-run projects connect coursework to real-world problem solving.

78 Projects

237 Students

- 25% first-generation students
- 34% within first 60 credits

Students with  
High or Very High  
Persistence Predictions





# Five-Year All-Projects Growth Plan – More \$

Year	Total Projects	Corp. Projects	UVU-funded Projects	Total Students	Student Wages Pd by Corp.	Student Wages Pd by UVU	New FTE (cost)	Total Cost to UVU (including current staff & benefits)	UVU Cost per Student	External Funding Required
2023-24	<b>25</b>	5	20 Limited \$	<b>157</b>	(\$34K)	\$85K thru Feb	0.5 PT FTE (\$5,600)	\$297K (2.2 FTE)	\$1,893	\$88,186 thru Feb
2024-25	<b>64</b>	30	34	<b>291</b>	\$292K	\$247K	3 FT FTE 1.6 PT FTE (\$482K)	\$821K (6.1 FTE)	\$2,820	<b>\$448K</b>
2025-26	<b>130</b>	70	60	<b>618</b>	\$680K	\$468K	0.5 PT FTE (\$14K)	\$1.01M (6.7 FTE)	\$1,634	<b>\$636K</b>
2026-27	<b>195</b>	100	95	<b>931</b>	\$972K	\$723K	1.0 PT FTE (\$25K)	\$1.3M (7.9 FTE)	\$1,411	<b>\$941K</b>
2027-28	<b>240</b>	130	110	<b>1157</b>	\$1.26M	\$846K	2FT FTE 0.4 PT FTE (\$202K)	\$1.51M (10.3 FTE)	\$1,310	<b>\$1.14M</b>
2028-29	<b>300</b>	180	120	<b>1463</b>	\$1.75M	\$941K	0	\$1.61M (10.5 FTE)	\$1,097	<b>\$1.23M</b>

# New partnership establishes first on-campus housing option for UVU freshmen

By Logan Stefanich, KSL.com | Posted - March 12, 2024 at 2:05 p.m.



Students at Utah Valley University in Orem on Jan. 10, 2023. A partnership between UVU and The Green on Campus Drive will provide 500 on-campus beds for incoming freshmen. (Spenser Heaps, Deseret News)

## MOST VIEWED

1. Here's how much Lake Powell is expected to rise this year
2. Report describes disturbing, 'destructive' behavior by 9-year-old accused of killing his father
3. 'What in the world?': UHP troopers surprised by 12-year-old driver after police chase
4. Great Salt Lake's levels are now as high as last year's peak. How much more will it gain?
5. Judge schedules hearing in Kouri Richins assault case

UVU



THE  
**GREEN**  
ON CAMPUS DRIVE

# Additional funds will support:



**2. Increase 4-  
and 5-star job  
awards to 79%  
by 2027**

---

## Fund High Demand/High Yield Program Expansion

- .78% tuition increase (\$1,158,300)
- Expanded support of healthcare program initiative
  - Physical Therapist Assistant
  - Occupational Therapy Assistant
  - Health & Wellness Coaching
- Social Work program expansion



## HEALTH PROFESSIONS

Nursing  
capacity has  
increased

**73.3%**

Occupational Therapy  
Enrollment Projection

**64**

Physical Therapy  
Enrollment Projection

**32**

## SOCIAL WORK

BSW  
**↑ 40%**

MSW  
**↑ 60%**

## EDUCATION

School Counseling

**24 to 51 students in 3 years**





# ENGINEERING & TECH

UVU |

CET majors for the Fall of 2023:



ENROLLMENT UP

5.87%

New Undergraduate Programs and Projected Enrollments:

CYBERSECURITY

Year 1: 80

Year 2: 100

APPLIED AI

Year 1: 50

Year 2: 75



# Additional funds will support:



## **3. “Keep lights on” while accelerating digital transformation**

---

### Digital Transformation

- .61% tuition increase (\$900,000)
- Fund contract inflation
- Support network security
- Strategically invest in technology solutions



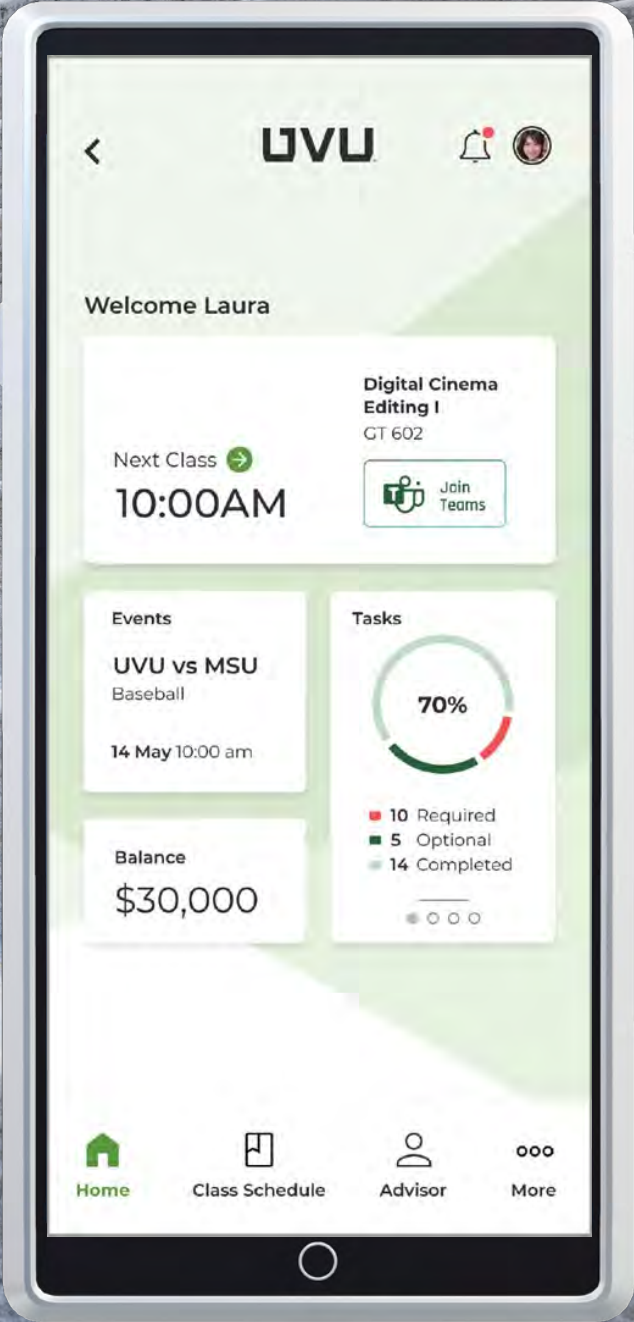


TA in a Box



PLURALSIGHT

Mobile App










## Total Digital Transformation Budget Needs

	FY24-25	FY25-26	FY26-27	FY27-28	FY28-29
Total "Keep the Lights On" Budget	\$ 8,460,092	\$ 8,401,864	\$ 8,396,864	\$ 8,396,864	\$ 8,396,864
Total "Keep the Lights On" Expenses	\$ 13,599,753	\$ 14,876,647	\$ 16,043,570	\$ 18,910,534	\$ 18,573,347
<b>Sub-Total</b>	<b>\$ (5,139,661)</b>	<b>\$ (6,474,782)</b>	<b>\$ (7,646,705)</b>	<b>\$ (10,513,670)</b>	<b>\$ (10,176,483)</b>
Designated Funds Applied	\$ 2,925,278	\$ 1,231,937	\$ -	\$ 0	\$ -
<b>Total "Keep the Lights On" Budget Needed</b>	<b>\$ (2,214,383)</b>	<b>\$ (5,242,845)</b>	<b>\$ (7,646,705)</b>	<b>\$ (10,513,670)</b>	<b>\$ (10,176,483)</b>
<b>Innovation Budget</b>	<b>\$ -</b>	<b>\$ -</b>	<b>\$ -</b>	<b>\$ -</b>	<b>\$ -</b>
"Technical Debt" Transformations	\$ 2,543,689	\$ 1,947,520	\$ 2,059,508	\$ 2,178,178	\$ 3,125,991
Additional Transformations	\$ 2,388,929	\$ 1,382,462	\$ 1,576,677	\$ 1,499,467	\$ 1,596,932
<b>Total Innovation Budget Needed</b>	<b>\$ (4,932,618)</b>	<b>\$ (3,329,982)</b>	<b>\$ (3,636,185)</b>	<b>\$ (3,677,645)</b>	<b>\$ (4,722,923)</b>
<b>TOTAL BUDGET NEEDED</b>	<b>\$ (7,147,001)</b>	<b>\$ (8,572,827)</b>	<b>\$ (11,282,890)</b>	<b>\$ (14,191,315)</b>	<b>\$ (14,899,406)</b>

# Dx Finances –

## Understanding Constraints, Pressing Forward

- FY24-25 will have a \$2.214M shortfall to “keep the lights on”
- Implement “Austerity Measures”
  - There isn’t \$2.214M of duplicate software to eliminate
- Extend life cycles for hardware
  - More failures
  - Impacts the student and faculty experience
- Slow the migration from Cisco to Arista
  - Network instability extended
  - Maintaining two systems
- Charge departments for software
  - Academic Affairs pays for Canvas
  - Student Affairs pays for CampusLogic
- Find targeted help with donations and grants





# Comparable Fees

## USHE 2023-24 Annual Fees

UofU	\$1,183.78
USU	\$917.54
WSU	\$919.90
SUU	\$763.50
UT	\$808.00
<b>UVU</b>	<b>\$656.00</b>



# Comparable Resident Tuition & Fees with Similar USHE Institutions ('23-24)



**UVU - \$6,270**



Utah Tech  
\$6,075

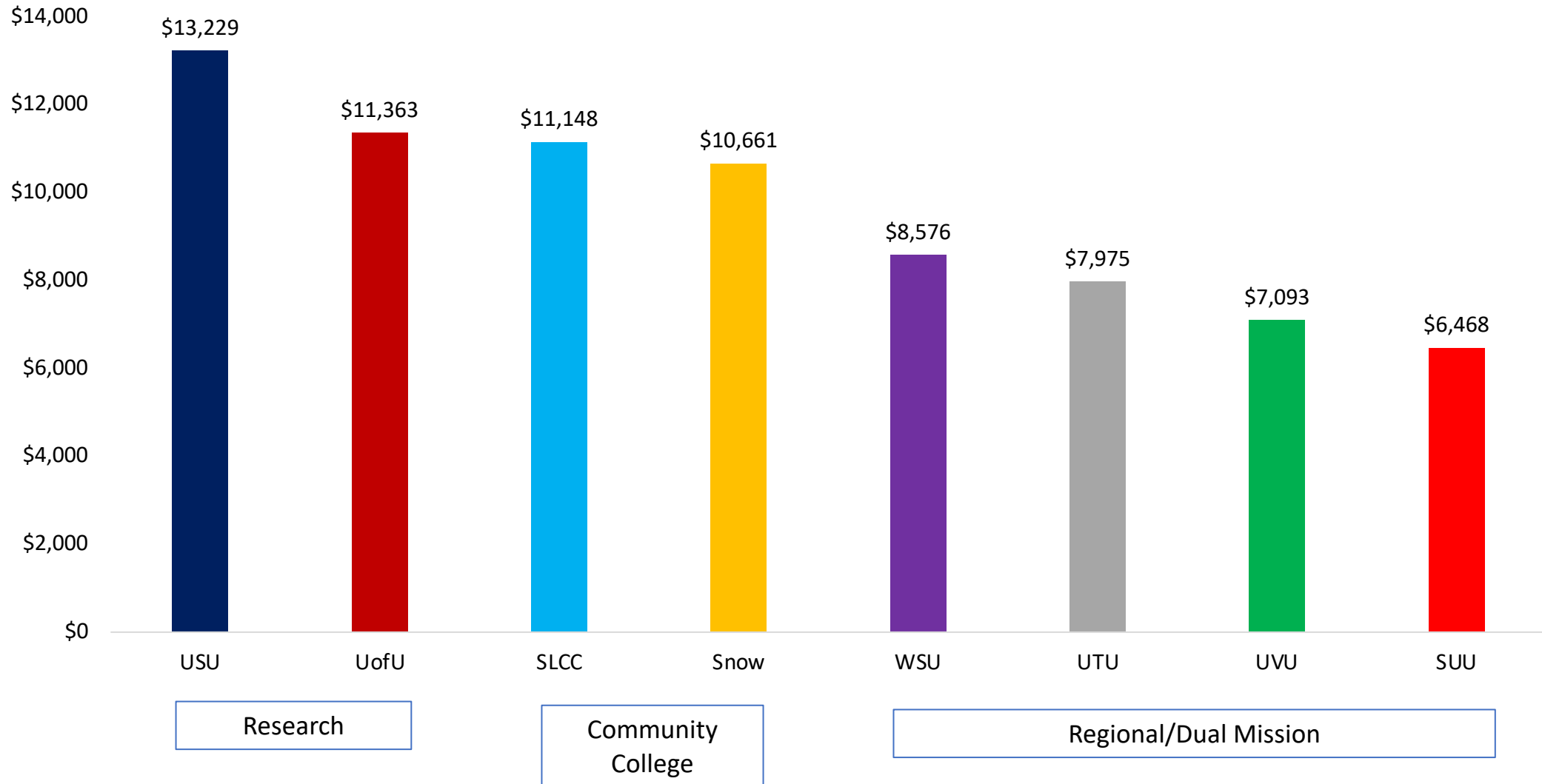


WSU  
\$6,391



SUU  
\$6,770

# EFFICIENCY: 2022-23 TAX FUNDS PER FTE STUDENT





# 44,653 Students

UVU's "sticker price" for tuition is not the actual price our students pay.

2023-24 maximum PELL grant

**exceeds**

UVU's tuition/fees for resident students

**47%**

our students receive some form of financial aid that covers **90%** of tuition/fees and does not need to be repaid

**\$5 Per Credit**

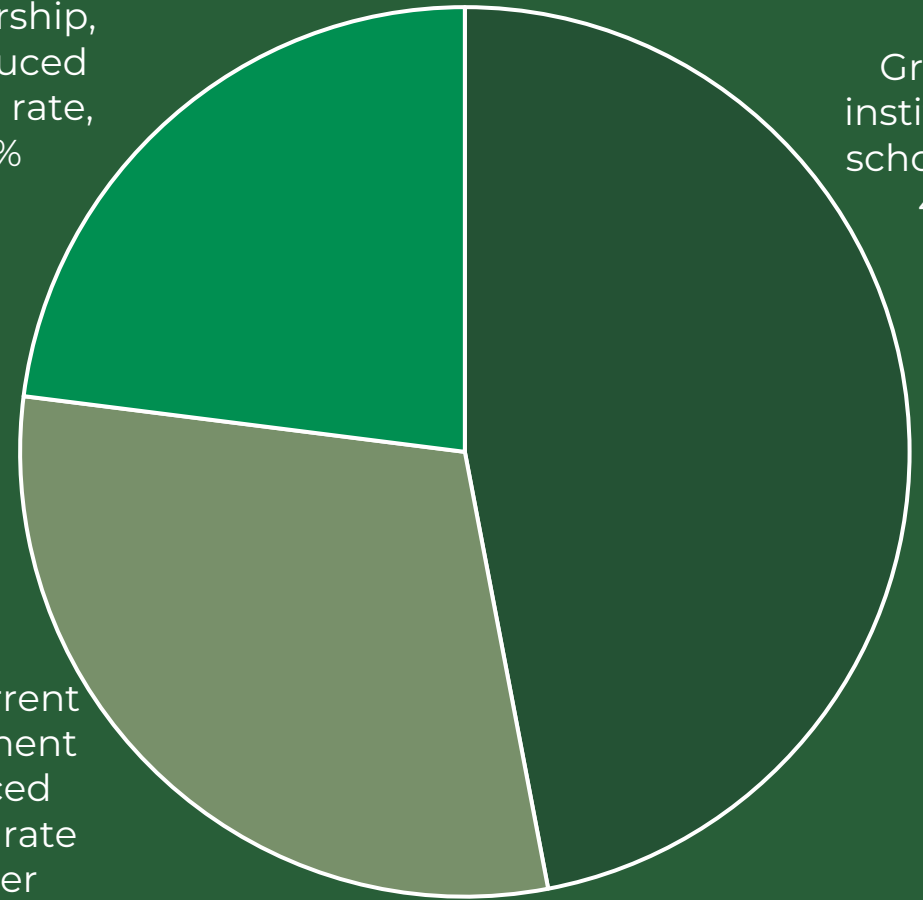
Concurrent Enrollment students pay a steeply discounted

## UVU Undergraduate Students Receiving Grant, Scholarship, or Reduced Tuition Rate, 2020-2021

No grant, institutional scholarship, or reduced tuition rate, 23%

Grant or institutional scholarship, 47%

Concurrent enrollment reduced tuition rate (\$5 per credit), 30%



Source: IPEDS and UVU Enrollment Data

# Georgetown CEW 2022 Data on Net Price



Utah Valley University	\$9,159
Western Governors University	\$9,805
Utah Tech University	\$11,244
Weber State University	\$11,968
Brigham Young University	\$13,322
Utah State University	\$13,634
Southern Utah University	\$14,285
University of Utah	\$14,733



Source: <https://cew.georgetown.edu/cew-reports/roi2022/>

# CLASS OF 2021 (8,729 grads)

UVU |



**87%**

Employed



**83%**

Employed in  
Utah



**79%**

Employment related to  
their degree

# For Utah's Future

UVU's resources will support

**growth, excellence, momentum:**

- Retention & completion
- 4 & 5 star jobs growth
- Digital transformation



UVU







**Thank you for  
your support!**