

# USHE Tuition and Fees Adjustment Hearings

March 28, 2025



# TUITION & FEE HEARINGS AND MEETINGS

## **GENERAL STUDENT FEE ADVISORY BOARD MEETINGS -**

December 13, 2024, January 22, 2025, January 24, 2025, January 27, 2025, February 3, 2025, February 11, 2025, February 21, 2025, March 3, 2025

## **STUDENT LEADERSHIP REVIEW -**

February 3, 2025, February 11, 2025, February 21, 2025, March 3, 2025

## **TRUTH IN TUITION - MARCH 19, 2025**

- Presentation to students and public regarding the proposed tuition and fee changes for the 2025-26 fiscal year

## **BOARD OF TRUSTEES MEETING - MARCH 20, 2025**

- Tuition and fees presented to the SUU Board of Trustees

## **BOARD OF HIGHER EDUCATION MEETING - MARCH 28, 2025**

- Utah Board of Higher Education will review proposed tuition & fees

# OVERVIEW OF REQUESTS

	Current Tuition & Fees	\$ Tuition Adjustments	% Tuition Adjustments	\$ Student Fee Adjustments	% Student Fee Adjustments	Proposed Tuition & Fees	% Change
<b>Undergraduate Resident</b>	\$6,962	\$269	4.35%	-\$138	-17.78%	\$7,093	1.88%
<b>Undergraduate Non-Resident</b>	\$21,193	\$589	2.88%	-\$138	-17.78%	\$21,644	2.13%
<b>Graduate Resident</b>	\$8,190	\$297	4.01%	-\$138	-17.78%	\$8,349	1.94%
<b>Graduate Non-Resident</b>	\$25,256	\$681	2.78%	-\$138	-17.78%	\$25,799	2.15%

Undergraduate: academic year, 15 credit hours per semester

Graduate: academic year, 12 credit hours per semester

A dramatic silhouette of several figures on horseback, likely a team of riders, against a bright sunset sky. The sun is low on the horizon, creating a strong lens flare effect. The figures are dark against the bright light, and their forms are partially obscured by the sun's glow. The background shows a clear blue sky with some light clouds near the horizon.

# **GENERAL STUDENT FEES RECOMMENDATION**

# OVERVIEW OF GENERAL STUDENT FEES

Fee Description	2024-25 Current Fee	2025-26 Fee Request	Move to Tuition	Proposed Change	% Change	% Change Current
Theatre Arts & Dance	\$4.00	\$4.00	No	\$0	0%	0%
Campus Recreation	\$5.00	\$5.00	No	\$0	0%	0%
SUUSA	\$10.75	\$10.75	No	\$0	0%	0%
University Journal	\$5.00	\$5.00	No	\$0	0%	0%
Music	\$3.25	\$3.25	No	\$0	0%	0%
Student Center Facility	\$146.00	\$146.00	No	\$0	0%	0%
MOL Center	\$1.00	\$1.00	No	\$0	0%	0%
SUMA	\$11.00	\$11.00	No	\$0	0%	0%
Health Center	\$32.00	\$0.00	Yes	-\$32.00	N/A	-8.25%
Counseling Services	\$25.00	\$0.00	Yes	-\$25.00	N/A	-6.44%
Athletics	\$103.00	\$100.00	No	-\$3.00	-2.91%	-0.77%
Student Involvement	\$19.00	\$19.00	No	\$0	0%	0%
Outdoor Recreation	\$8.00	\$8.00	No	\$0	0%	0%
Community Engagement	\$6.00	\$6.00	No	\$0	0%	0%
Tutoring Center	\$7.00	\$0	Yes	-\$7.00	N/A	-1.80%
Testing Center	\$1.00	\$0	Yes	-\$1.00	N/A	-0.26%
Tradition Keeper	\$0.25	\$0	No	-\$0.25	N/A	-0.06%
SUU Connect	\$0.75	\$0	No	-\$0.75	N/A	-0.19%

# PROPOSED ADJUSTMENTS TO TUITION

	2024-25 Student Fees	Change to Athletics	Eliminated Fees*	Fees Moved to Tuition**	2025-26 Student Fees	% Change (Tuition Only)
<b>Student Fees</b>	\$776	-\$6	-\$2	-\$130	\$638	-17.78%

\* SUU Connect eliminated, Tradition Keeper funded by Institution

\*\* CAPS, Health Clinic, Tutoring Center, and Testing Center fees moved to tuition



# GENERAL STUDENT FEES - MOVING TO TUITION

- **Counseling - Moved to Tuition \$25.00 per semester (\$50.00 / year)**
- **Health Clinic - Moved to Tuition \$32.00 per semester (\$64.00 / year)**
- **Tutoring Center - Moved to Tuition \$7.00 per semester (\$14.00 / year)**
- **Testing Center - Moved to Tuition \$1.00 per semester (\$2.00 / year)**



# GENERAL STUDENT FEE CHANGES

- Athletics - Decrease \$3.00 / semester (\$6.00 / year)
- SUU Connect - Cut Fee \$0.75 / semester (\$1.50 / year)
- Tradition Keeper - Cut and Funded by Institution \$0.25/semester (\$0.50 / year)





# 2025-26 TUITION RECOMMENDATION

# PROPOSED ADJUSTMENTS TO TUITION

	Current Tuition	\$ Increase Legislative Match	% Increase Legislative Match	\$ Increase Institution Request	% Increase Institution Request	\$ Student Fee Conversion	% Student Fee Conversion	Proposed Tuition
<b>Undergraduate Resident</b>	\$6,186	\$74	1.20%	\$65	1.05%	\$130	2.10%	\$6,455
<b>Non-Resident Undergraduate</b>	\$20,417	\$246	1.20%	\$213	1.05%	\$130	0.64%	\$21,006
<b>Resident Graduate</b>	\$7,414	\$89	1.20%	\$78	1.05%	\$130	1.75%	\$7,711
<b>Non-Resident Graduate</b>	\$24,480	\$294	1.20%	\$257	1.05%	\$130	0.53%	\$25,161

Undergraduate: academic year, 15 credit hours per semester

Graduate: academic year, 12 credit hours per semester



# JUSTIFICATION FOR TUITION REQUEST

## **SUU MATCH FOR MANDATED COSTS \$874,528**

- The amount needed to cover our portion of the COLA from the state as well as changes to our Internal Service Fund rates

## **FACULTY PROMOTION AND TENURE \$160,000**

- Salary and benefits costs for faculty rank advancement

## **STUDENT WAGE SUPPORT \$602,000**

- Hourly wage support for student employment, for increased hourly rates and student positions across campus

# OVERVIEW OF REQUESTS

	Current Tuition & Fees	\$ Tuition Adjustments	% Tuition Adjustments	\$ Student Fee Adjustments	% Student Fee Adjustments	Proposed Tuition & Fees	\$ Increase in Net Tuition and Fees	% Change
<b>Undergraduate Resident</b>	\$6,962	\$269	4.35%	-\$138	-17.78%	\$7,093	\$131	1.88%
<b>Undergraduate Non-Resident</b>	\$21,193	\$589	2.88%	-\$138	-17.78%	\$21,644	\$451	2.13%
<b>Graduate Resident</b>	\$8,190	\$297	4.01%	-\$138	-17.78%	\$8,349	\$159	1.94%
<b>Graduate Non-Resident</b>	\$25,256	\$681	2.78%	-\$138	-17.78%	\$25,799	\$543	2.15%

Undergraduate: academic year, 15 credit hours per semester

Graduate: academic year, 12 credit hours per semester

# CURRENT & PROPOSED UNDERGRADUATE TUITION & FEE SCHEDULE

Credit Hour	Current Resident	Proposed Resident	Current Non-Res.	Proposed Non-Res.	Credit Hour	Current Resident	Proposed Resident	Current Non-Res.	Proposed Non-Res.
<b>1</b>	533	542	1,609	1,644	<b>14</b>	3,481	3,547	10,596	10,823
<b>2</b>	860	876	2,607	2,664	<b>15</b>	3,481	3,547	10,596	10,823
<b>3</b>	1,188	1,210	3,606	3,685	<b>16</b>	3,481	3,547	10,596	10,823
<b>4</b>	1,515	1,544	4,604	4,704	<b>17</b>	3,481	3,547	10,596	10,823
<b>5</b>	1,843	1,878	5,603	5,724	<b>18</b>	3,481	3,547	10,596	10,823
<b>6</b>	2,171	2,211	6,602	6,743	<b>19</b>	3,771	3,850	11,557	11,812
<b>7</b>	2,498	2,545	7,600	7,763	<b>20</b>	4,061	4,153	12,518	12,801
<b>8</b>	2,826	2,879	8,599	8,783	<b>21</b>	4,351	4,456	13,479	13,790
<b>9</b>	3,153	3,213	9,597	9,803	<b>22</b>	4,641	4,759	14,440	14,779
<b>10</b>	3,481	3,547	10,596	10,823	<b>23</b>	4,931	5,062	15,401	15,768
<b>11</b>	3,481	3,547	10,596	10,823	<b>24</b>	5,221	5,365	16,362	16,757
<b>12</b>	3,481	3,547	10,596	10,823	<b>25</b>	5,511	5,668	17,323	17,746
<b>13</b>	3,481	3,547	10,596	10,823					

# CURRENT & PROPOSED GRADUATE TUITION & FEE SCHEDULE

Credit Hour	Current Resident	Proposed Resident	Current Non-Res.	Proposed Non-Res.
<b>1</b>	677	697	2,082	2,131
<b>2</b>	994	1,020	3,047	3,117
<b>3</b>	1,312	1,343	4,013	4,103
<b>4</b>	1,629	1,666	4,978	5,089
<b>5</b>	1,947	1,989	5,944	6,075
<b>6</b>	2,265	2,311	6,910	7,060
<b>7</b>	2,582	2,634	7,875	8,046
<b>8</b>	2,900	2,957	8,841	9,032
<b>9</b>	3,217	3,280	9,806	10,018
<b>10</b>	3,535	3,603	10,772	11,004
<b>11</b>	3,815	3,895	11,700	11,959
<b>12</b>	4,095	4,187	12,628	12,914
<b>13</b>	4,375	4,479	13,556	13,869

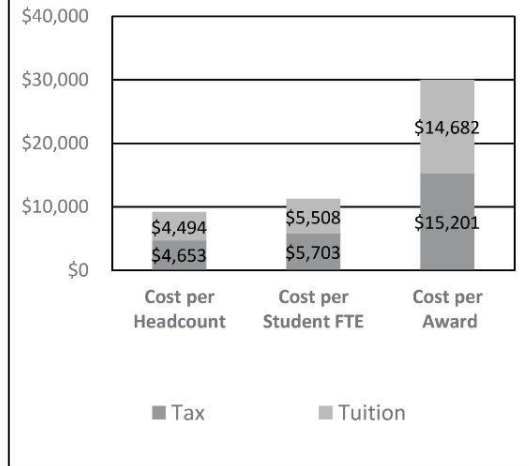
Credit Hour	Current Resident	Proposed Resident	Current Non-Res.	Proposed Non-Res.
<b>14</b>	4,655	4,771	14,484	14,824
<b>15</b>	4,935	5,063	15,412	15,779
<b>16</b>	5,215	5,355	16,340	16,734
<b>17</b>	5,495	5,647	17,268	17,689
<b>18</b>	5,775	5,939	18,196	18,644
<b>19</b>	6,055	6,231	19,124	19,599
<b>20</b>	6,335	6,523	20,052	20,554
<b>21</b>	6,615	6,815	20,980	21,509
<b>22</b>	6,895	7,107	21,908	22,464
<b>23</b>	7,175	7,399	22,836	23,419
<b>24</b>	7,455	7,691	23,764	24,374
<b>25</b>	7,735	7,983	24,692	25,329

# AFFORDABILITY

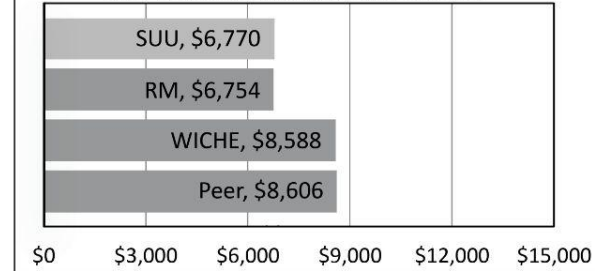
## 2023-24 Inflation, Income, and Costs

Consumer Price Index	3.3%
Higher Education Price Index	3.4%
Median Household County Income	\$65,527
Average Net Cost	\$12,375

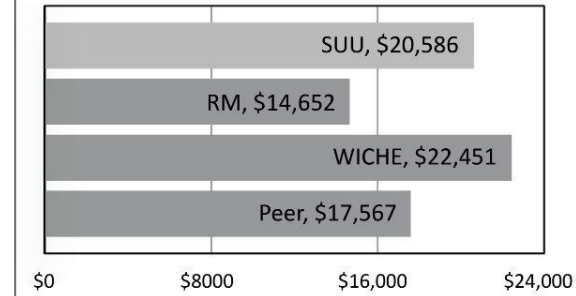
## Appropriated Instructional Costs per Unit



## Southern Utah University Tuition & Fee Comparison Utah Resident Undergraduate 2023-24



## Southern Utah University Tuition & Fee Comparison Non-Resident Undergraduate 2023-24



# 2024-25 TUITION AND FEES

University	Resident		
	Tuition	Student Fees	Tuition and Fees
UU	\$9,421	\$1,204	\$10,625
USU	\$7,627	\$933	\$8,560
SUU	\$6,186	\$776	\$6,962
UVU	\$5,818	\$689	\$6,507
WSU	\$5,621	\$936	\$6,557
UTECH	\$5,435	\$872	\$6,307
SNOW	\$3,930	\$408	\$4,338
SLCC	\$3,928	\$498	\$4,426

Non-Resident		
Tuition	Student Fees	Tuition and Fees
\$32,976	\$1,204	\$34,180
\$24,060	\$933	\$24,993
\$20,416	\$776	\$21,192
\$17,800	\$689	\$18,489
\$16,609	\$936	\$17,545
\$17,374	\$872	\$18,246
\$13,880	\$408	\$14,288
\$13,746	\$498	\$14,244

Does not include FY24-25 tuition and fee increases.



# USHE TUITION INCREASE COMPARISON

Yearly % Tuition Increase											
	FY16	FY17	FY18	FY19	FY20	FY21	FY22	FY23	FY24	FY25	10 Year Institutional Average
UU	3.50%	3.90%	3.90%	4.50%	3.20%	2.00%	1.56%	5.50%	0.00%	3.50%	3.16%
USU	3.00%	3.50%	5.00%	3.50%	3.25%	2.80%	2.49%	3.50%	0.00%	3.25%	3.03%
WSU	3.00%	3.50%	3.50%	2.50%	2.00%	2.00%	2.00%	2.66%	0.00%	2.75%	2.39%
SUU	3.00%	3.50%	2.50%	1.50%	0.00%	0.00%	0.00%	0.00%	0.00%	3.00%	1.35%
Snow	3.00%	5.00%	2.50%	1.50%	2.50%	2.25%	2.25%	5.00%	0.00%	3.53%	2.75%
Utah Tech	3.00%	3.50%	5.00%	3.50%	5.00%	3.00%	3.53%	4.00%	0.00%	3.19%	3.37%
UVU	3.00%	3.50%	2.50%	1.30%	1.70%	1.38%	1.76%	4.60%	0.00%	3.63%	2.34%
SLCC		3.48%	2.47%	1.51%	2.02%	1.48%	4.13%	4.02%	0.00%	3.97%	2.56%
System Average	3.07%	3.77%	3.56%	2.81%	2.52%	1.92%	1.94%	3.61%	0.00%	3.35%	2.63%

# QUESTIONS?

**SUU** SOUTHERN  
UTAH  
UNIVERSITY

