

USHE 2025-2026 Institution Tuition and Fee Schedule Setting Overview

March 28, 2025



UTAH
SYSTEM OF
HIGHER
EDUCATION

Board Responsibility and Action Today

1. Verify Institutional Processes
2. Review Institutional Recommendations
3. Review OCHE Recommendations
4. Set Institutional Tuition and Fees for 2025-26

USHE Tuition & Student Fee Setting Process



Tuition

General Principles

Tuition increases may occur for three reasons:

1. to match legislative funding for compensation and other mandatory costs;
2. as an offset for a reduction in student fees; and
3. to increase revenue for specific institutional needs.

Tuition increases for institutional needs should be rigorously scrutinized to ensure they meet specific institutional needs, are justifiable, and are affordable. Reasonable funding sources should be identified and explored before increases to tuition are proposed.

General Fees

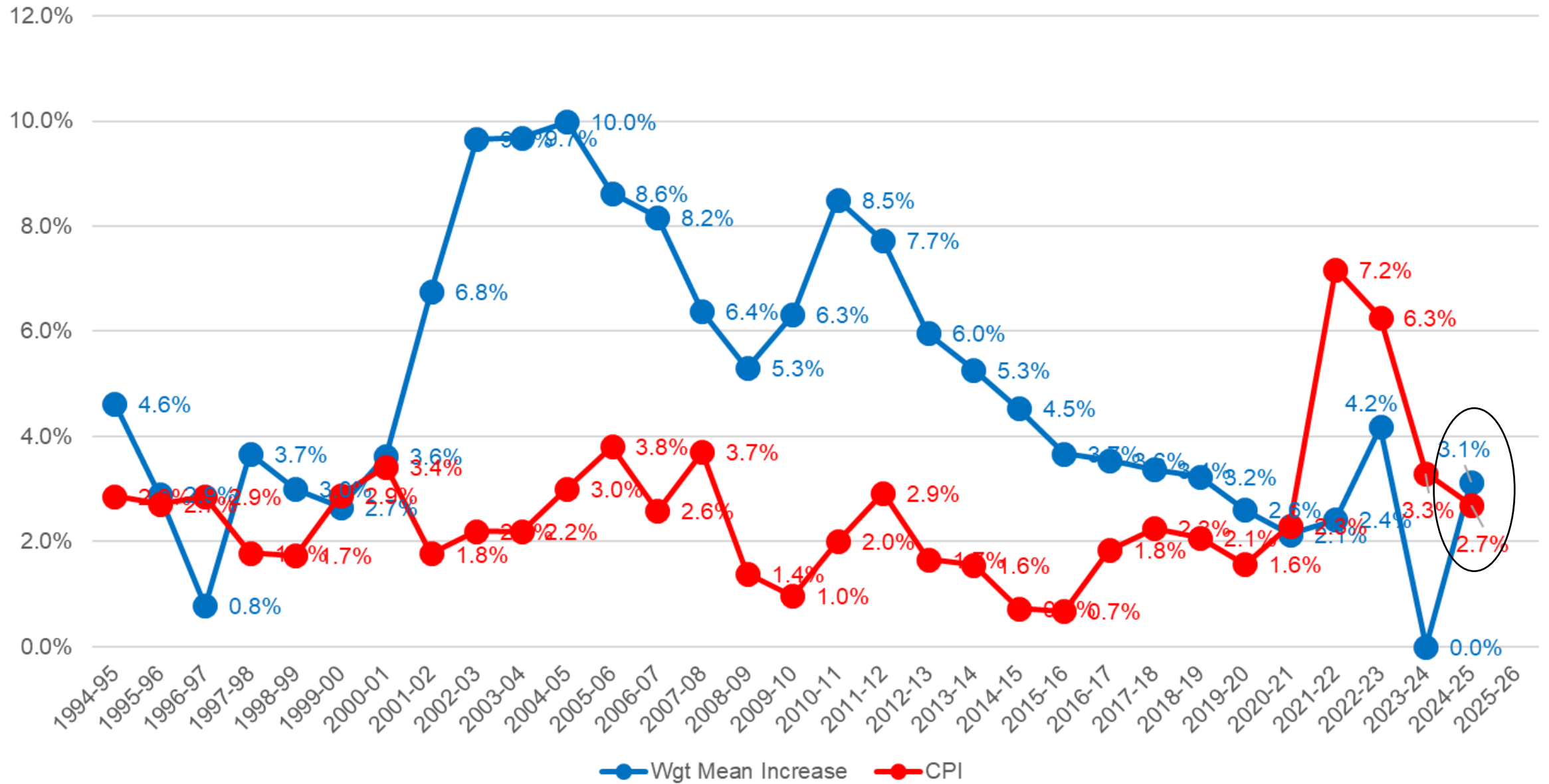
General Principles

General student fees are institution-wide mandatory fees assessed to students upon registration to benefit students broadly and to support student enrichment and success as a campus community.

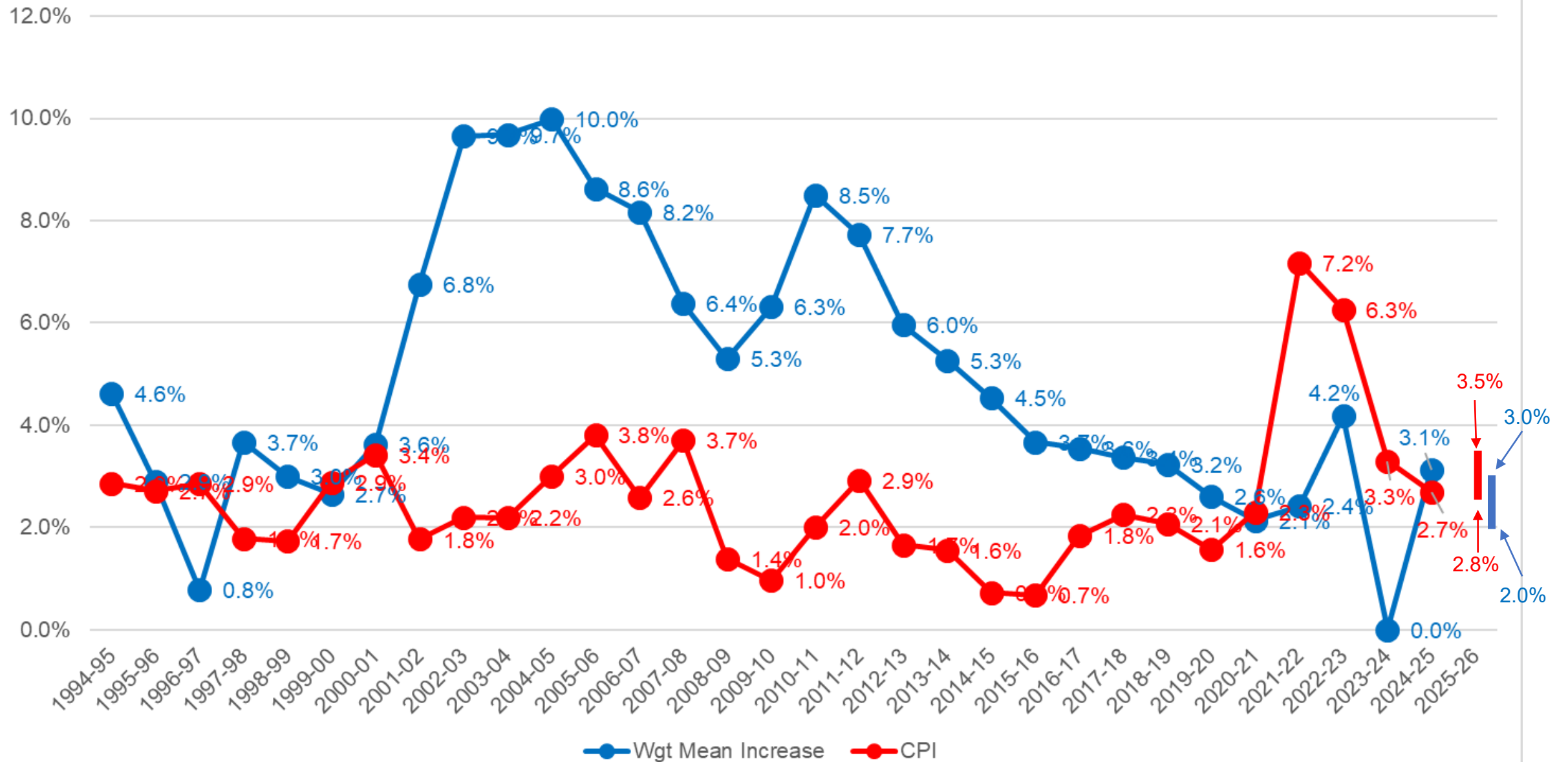
Alternative funding sources should be considered before new fees or fee increases are proposed.

Student fee requests should be rigorously scrutinized to ensure they are justifiable, reasonable, benefit students, and are defensibly charged as a cost to every student assessed at registration.

Year-Over Change in USHE Tuition & Fees and Consumer Price Index



Year-Over Change in USHE Tuition & Fees and Consumer Price Index



● Wgt Mean Increase ● CPI

FY 2026 OCHE Guidance

- Technical colleges will not be raising tuition or general fees, but capacity challenges exist.
 - Tuition & Fee proposals must not be intended to generate revenue to offset:
 - The FY 2024 tuition freeze
 - FY 2025 legislatively enacted budget reductions
 - FY 2026 Strategic Disinvestments
 - Board Affordability Initiatives
 - Tuition & Fee proposals may contemplate the FY 2026 legislative match requirements and/or robustly substantiated institution needs.
 - General Fee increases or General Fee-to-Tuition Conversions must be justified as a cost paid by every student upon registration.
-

UBHE Tuition & Fee Setting Metrics

- UBHE process focuses on tuition and general fee rate schedule setting, per state code and Board policy.
- UBHE reference schedule is the posted undergraduate tuition and general fee rates for a full-time equivalent student at 15 credit hours for two semesters.
- Actual tuition and fees paid can vary by individual student based FTE status, course level and selection, and federal, state, institutional and private aid received.
- The recommended Board metric for tuition and general fee rate setting is the percentage point increase in sticker price (similar to legislative consideration for changes to the state income tax rate).
- For affordability and peer comparison evaluations, net price can be informative, but standardized published measures are varied in scope and don't contemplate non-student counterfactuals.

Nothing but Net...Price

Weber State University	2022-23
Resident Tuition and Fees	\$6,391
Books and Supplies	\$1,400
Subtotal	\$7,791

Resident Sticker Price Tuition & Fees for First-Time Full-Time Undergraduate Student

The average cost of books and supplies for a typical student for an entire academic year or program.



Nothing but Net...Price

Weber State University	2022-23
Resident Tuition and Fees	\$6,391
Books and Supplies	\$1,400
Subtotal	\$7,791
Living Arrangement - On Campus	
Food & Housing	\$9,232
Other Expenses	\$5,060
Subtotal	\$14,292
Living Arrangement - Off Campus	
Food & Housing	\$7,380
Other Expenses	\$5,060
Subtotal	\$12,440
Living Arrangement - Off Campus w/Family	
Food & Housing	\$0
Other Expenses	\$4,060
Subtotal	\$4,060

Resident Sticker Price Tuition & Fees for First-Time Full-Time Undergraduate Student

The average cost of books and supplies for a typical student for an entire academic year or program.

Typical costs for housing and charges assessed for meals.

Estimated costs for laundry, transportation, entertainment and furnishings.

Nothing but Net...Price

Weber State University		2022-23
	Resident Tuition and Fees	\$6,391
	Books and Supplies	\$1,400
	Subtotal	\$7,791
N=242	Living Arrangement - On Campus	
	Food & Housing	\$9,232
	Other Expenses	\$5,060
	Subtotal	\$14,292
N=289	Living Arrangement - Off Campus	
	Food & Housing	\$7,380
	Other Expenses	\$5,060
	Subtotal	\$12,440
N=735	Living Arrangement - Off Campus w/Family	
	Food & Housing	\$0
	Other Expenses	\$4,060
	Subtotal	\$4,060
Σ = 1,266	Weighted Average Cost	\$15,720

Resident Sticker Price Tuition & Fees for First-Time Full-Time Undergraduate Student

The average cost of books and supplies for a typical student for an entire academic year or program.

Typical costs for housing and charges assessed for meals.

Estimated costs for laundry, transportation, entertainment and furnishings.

Weights determined by count of first-time full-time resident rate paying undergraduate students who received aid and report living arrangement status.

- First-Time Full-Time Resident: 1,964
- No Aid: -410
- Living Status Unknown: -288
- **Count for Net Price Calculation: 1,266**

Nothing but Net...Price

Weber State University		2022-23
	Resident Tuition and Fees	\$6,391
	Books and Supplies	\$1,400
	Subtotal	\$7,791
N=242	Living Arrangement - On Campus	
	Food & Housing	\$9,232
	Other Expenses	\$5,060
	Subtotal	\$14,292
N=289	Living Arrangement - Off Campus	
	Food & Housing	\$7,380
	Other Expenses	\$5,060
	Subtotal	\$12,440
N=735	Living Arrangement - Off Campus w/Family	
	Food & Housing	\$0
	Other Expenses	\$4,060
	Subtotal	\$4,060
Σ = 1,266	Weighted Average Cost	\$15,720
	Average Amount of Aid	\$4,148
	Average Net Price	\$11,572

Resident Sticker Price Tuition & Fees for First-Time Full-Time Undergraduate Student

The average cost of books and supplies for a typical student for an entire academic year or program.

Typical costs for housing and charges assessed for meals.

Estimated costs for laundry, transportation, entertainment and furnishings.

Weights determined by count of first-time full-time resident rate paying undergraduate students who received aid and report living arrangement status.

- First-Time Full-Time Resident: 1,964
- No Aid: -410
- Living Status Unknown: -288
- **Count for Net Price Calculation: 1,266**

Average amount of grant and scholarship aid from federal, state, local or institutional sources to FTFT Resident Students receiving aid

Nothing but Net...Price

Utah Valley University		2022-23
	Resident Tuition and Fees	\$6,270
	Books and Supplies	\$670
	Subtotal	\$6,940
N=0	Living Arrangement - On Campus	
	Food & Housing	N/A
	Other Expenses	N/A
	Subtotal	N/A
N=628	Living Arrangement - Off Campus	
	Food & Housing	\$9,234
	Other Expenses	\$3,556
	Subtotal	\$12,790
N=976	Living Arrangement - Off Campus w/Family	
	Food & Housing	\$0
	Other Expenses	\$3,556
	Subtotal	\$3,556
$\Sigma = 1,604$	Weighted Average Cost	\$14,111
	Average Amount of Aid	\$5,461
	Average Net Price	\$8,650

Resident Sticker Price Tuition & Fees for First-Time Full-Time Undergraduate Student

The average cost of books and supplies for a typical student for an entire academic year or program.

Typical costs for housing and charges assessed for meals.

Estimated costs for laundry, transportation, entertainment and furnishings.

Weights determined by count of first-time full-time resident rate paying undergraduate students who received aid and report living arrangement status.

- First-Time Full-Time Resident: 2,714
- No Aid: -1,110
- Living Status Unknown: 0
- **Count for Net Price Calculation: 1,604**

Average amount of grant and scholarship aid from federal, state, local or institutional sources to FTFT Resident Students receiving aid

Net Price Considerations

- IPEDS Average Net Price statistics can be narrow in scope due to cohort of interest, data availability on student living arrangement status, and students' willingness to apply for aid.
- IPEDS Average Net Price statistics can be broad in scope due to the attribution of costs not exclusive to student life (e.g. transportation, entertainment, etc.), and lack of consideration for counterfactual costs and prices not driven by the institution.
- Other Net Price concepts and calculations exist and vary by institution (e.g. including additional sources of aid, isolating tuition costs, etc.)

Net Price Counterfactuals

Example A	Student A	Non-Student A
Resident Tuition & Fees/Books & Supplies	\$7,791	\$0
Living Arrangement - Off Campus w/Family	\$4,060	\$4,060
<i>Total Costs</i>	<i>\$11,851</i>	<i>\$4,060</i>
Average Amount of Aid	\$4,148	\$0
Median Wages	\$10,000	\$25,000
<i>Total Revenues</i>	<i>\$14,148</i>	<i>\$25,000</i>
<i>Annual Net Position</i>	<i>\$2,297</i>	<i>\$20,940</i>
Four-Year Net Position	\$9,188	\$83,760
Four-Year Cost Relative to Counterfactual	\$74,572	
Bachelor's Degree Earnings Premium	\$22,000	
# of Years for Earnings Premium to Offset	3.39	

Net Price Counterfactuals

Example B	Student B	Non-Student B
Resident Tuition & Fees/Books & Supplies	\$7,791	\$0
Living Arrangement - On Campus*	\$14,292	\$12,440
<i>Total Costs</i>	<i>\$22,083</i>	<i>\$12,440</i>
Average Amount of Aid	\$4,148	\$0
Median Wages	\$10,000	\$25,000
<i>Total Revenues</i>	<i>\$14,148</i>	<i>\$25,000</i>
<i>Annual Net Position</i>	<i>-\$7,935</i>	<i>\$12,560</i>
Four-Year Net Position	-\$31,740	\$50,240
Four-Year Cost Relative to Counterfactual	\$81,980	
Bachelor's Degree Earnings Premium	\$22,000	
# of Years for Earnings Premium to Offset	3.73	

FY 2026 Institution Requests

Research University Comparison Table

Undergrad Resident FTE at 2 Semesters

<u>Institution</u>	<u>2024-25</u>	<u>2025-26</u>	<u>\$ Increase</u>	<u>% Increase</u>
UU Tuition	\$9,421	\$9,738	\$317	3.37%
UU Fees	\$1,203	\$1,109	-\$94	-7.80%
UU Total	\$10,624	\$10,848	\$224	2.10%
<i>UU Prelim</i>	<i>\$10,624</i>	<i>\$10,853</i>	<i>\$228</i>	<i>2.15%</i>
USU Tuition	\$7,627	\$7,831	\$204	2.68%
USU Fees	\$933	\$952	\$19	1.99%
USU Total	\$8,560	\$8,783	\$223	2.60%
<i>USU Prelim</i>	<i>\$8,560</i>	<i>\$8,783</i>	<i>\$223</i>	<i>2.60%</i>

Community College Comparison Table

Undergrad Resident FTE at 2 Semesters

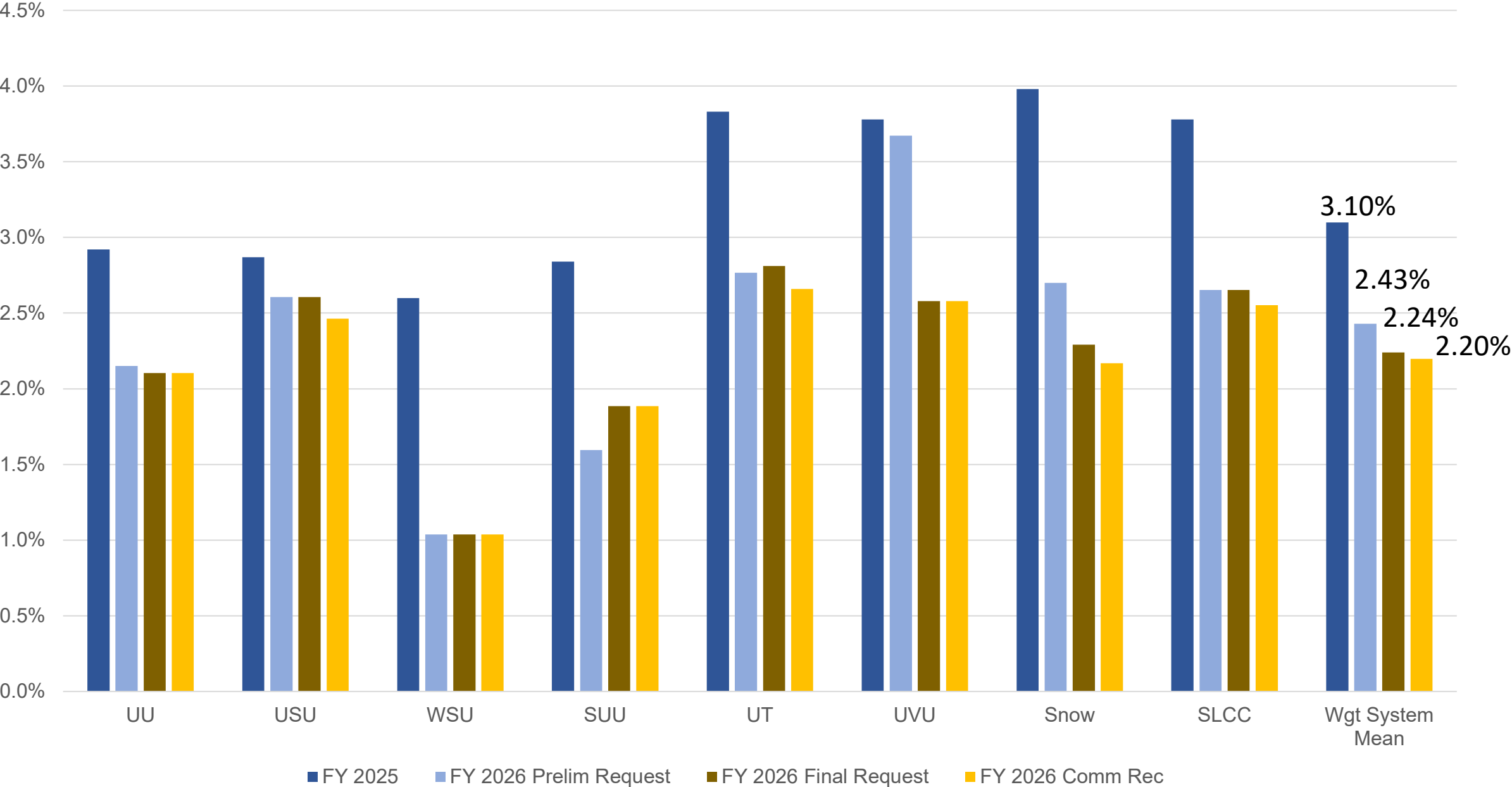
<u>Institution</u>	<u>2024-25</u>	<u>2025-26</u>	<u>\$ Increase</u>	<u>% Increase</u>
SLCC Tuition	\$3,928	\$4,135	\$207	5.28%
SLCC Fees	\$498	\$408	-\$90	-18.07%
SLCC Total	\$4,426	\$4,543	\$117	2.65%
<i>SLCC Prelim</i>	<i>\$4,426</i>	<i>\$4,543</i>	<i>\$117</i>	<i>2.65%</i>
Snow Tuition	\$3,930	\$4,029	\$99	2.53%
Snow Fees	\$408	\$408	\$0	0.00%
Snow Total	\$4,338	\$4,437	\$99	2.29%
<i>Snow Prelim</i>	<i>\$4,338</i>	<i>\$4,455</i>	<i>\$117</i>	<i>2.70%</i>

Regional University Comparison Table

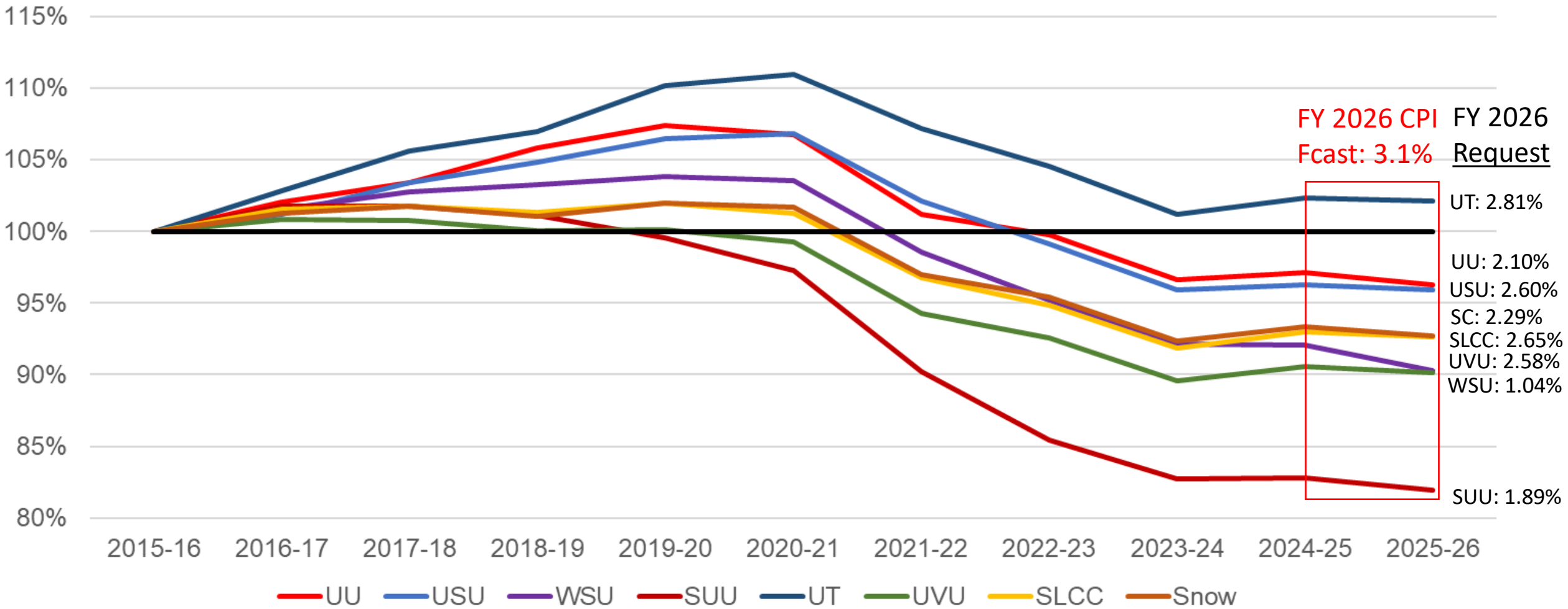
Undergrad Resident FTE at 2 Semesters

<u>Institution</u>	<u>2024-25</u>	<u>2025-26</u>	<u>\$ Increase</u>	<u>% Increase</u>
WSU Tuition	\$5,621	\$5,852	\$231	4.11%
WSU Fees	\$936	\$789	-\$147	-15.72%
WSU Total	\$6,557	\$6,625	\$68	1.04%
<i>WSU Prelim</i>	<i>\$6,557</i>	<i>\$6,625</i>	<i>\$68</i>	<i>1.04%</i>
SUU Tuition	\$6,186	\$6,455	\$269	4.35%
SUU Fees	\$776	\$638	-\$138	-17.78%
SUU Total	\$6,962	\$7,093	\$131	1.89%
<i>SUU Prelim</i>	<i>\$6,962</i>	<i>\$7,073</i>	<i>\$111</i>	<i>1.59%</i>
UT Tuition	\$5,435	\$5,568	\$133	2.45%
UT Fees	\$872	\$916	\$44	5.05%
UT Total	\$6,307	\$6,484	\$177	2.81%
<i>UT Prelim</i>	<i>\$6,307</i>	<i>\$6,481</i>	<i>\$174</i>	<i>2.77%</i>
UVU Tuition	\$5,818	\$6,016	\$198	3.41%
UVU Fees	\$689	\$658	-\$31	-4.45%
UVU Total	\$6,507	\$6,675	\$168	2.58%
<i>UVU Prelim</i>	<i>\$6,507</i>	<i>\$6,746</i>	<i>\$239</i>	<i>3.67%</i>

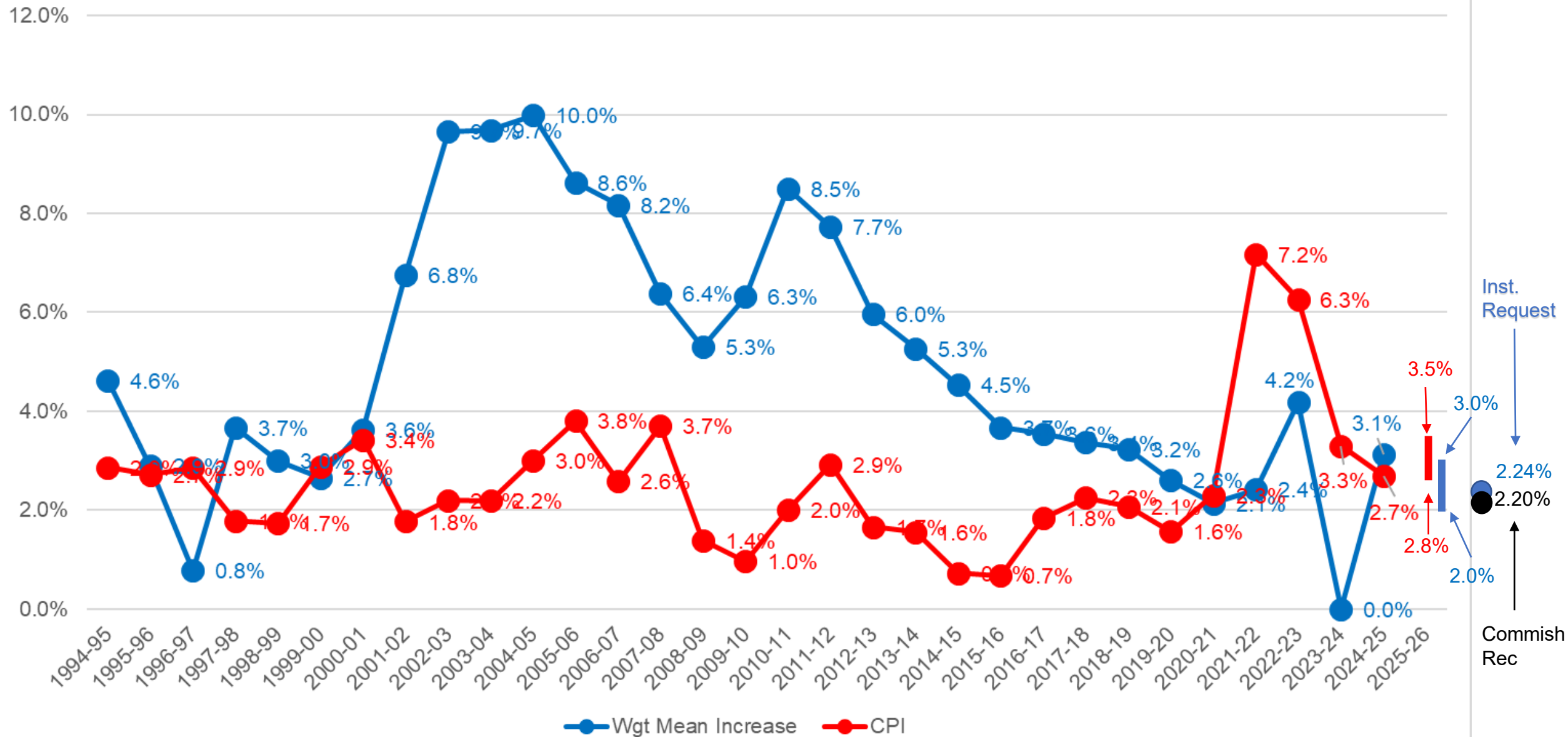
USHE Degree-Granting Tuition & Fee Increase Proposals



CPI Adjusted Cumulative Change in Full-Time Undergraduate Resident Tuition & Fees Indexed to 2015-16



Year-Over Change in USHE Tuition & Fees and Consumer Price Index



Inst. Request
3.0%
2.24%
2.20%
Commish Rec
2.0%

3.5%
2.8%

Differential Tuition

- The Board may authorize differential tuition schedules for specific programs, with revenues going to support students in the program and related campus services.
 - Institutions requesting differential tuition schedules should consider the following:
 - The student demand and workforce demand for the program
 - The impact of differential tuition rates on student access and retention
 - The tuition rates of comparable programs at other institutions
 - The potential earnings capacity of program graduates
-

FY 2026 Differential Tuition Requests


Institution	Program	Course Level	Per	Amount
University of Utah	Nursing	Undergraduate	Credit	\$126
	College of Science	Undergraduate	Credit	\$85
	Executive MBA (FY27)	Graduate	Credit	\$2,250
	Master of Accounting (FY26)	Graduate	Credit	\$1,250
	Master of Accounting (FY27)	Graduate	Credit	\$1,350
	Master of Business Admin. (FY26)	Graduate	Credit	\$1,250
	Master of Business Admin. (FY27)	Graduate	Credit	\$1,350
	Master of Business Creation (FY26)	Graduate	Credit	\$550
	Master of Business Creation (FY27)	Graduate	Credit	\$600
	Master of Healthcare Admin. (FY26)	Graduate	Credit	\$1,250
	Master of Healthcare Admin. (FY27)	Graduate	Credit	\$1,350
	Master of Real Estate Dev. (FY26)	Graduate	Credit	\$1,250
	Master of Real Estate Dev. (FY27)	Graduate	Credit	\$1,350
	Master of Business Analytics (FY26)	Graduate	Credit	\$1,250
	Master of Business Analytics (FY27)	Graduate	Credit	\$1,350
	Master of Cybersecurity Mgmt. (FY26)	Graduate	Credit	\$1,250
	Master of Cybersecurity Mgmt. (FY27)	Graduate	Credit	\$1,350
	Master of Finance (FY26)	Graduate	Credit	\$1,250
	Master of Finance (FY27)	Graduate	Credit	\$1,350
	Master of Information Systems (FY26)	Graduate	Credit	\$1,250
	Master of Information Systems (FY27)	Graduate	Credit	\$1,350
	Professional and Online MBA (FY27)	Graduate	Credit	\$1,650
	Master in Financial Plan. & Counseling	Graduate	Credit	\$926
Online MS Construction Engineering	Graduate	Credit	\$1,300	
Trans. Infrastructure Electrification	Graduate	Credit	\$1,200	
Anatomical Health Sciences	Graduate	Credit	\$900	
Utah Tech University	AI & Machine Learning	Graduate	Credit	\$550
	Machine Learning for Life Sciences	Graduate	Credit	\$550
Utah Valley University	Master of Business Administration	Graduate	Credit	\$780
Weber State University	Freshmen and Sophomore	Undergraduate	Credit	-\$68



UTAH SYSTEM OF
HIGHER EDUCATION

USHE 2025-2026 Institution Tuition and Fee Schedule Setting *Technical College Proposals*

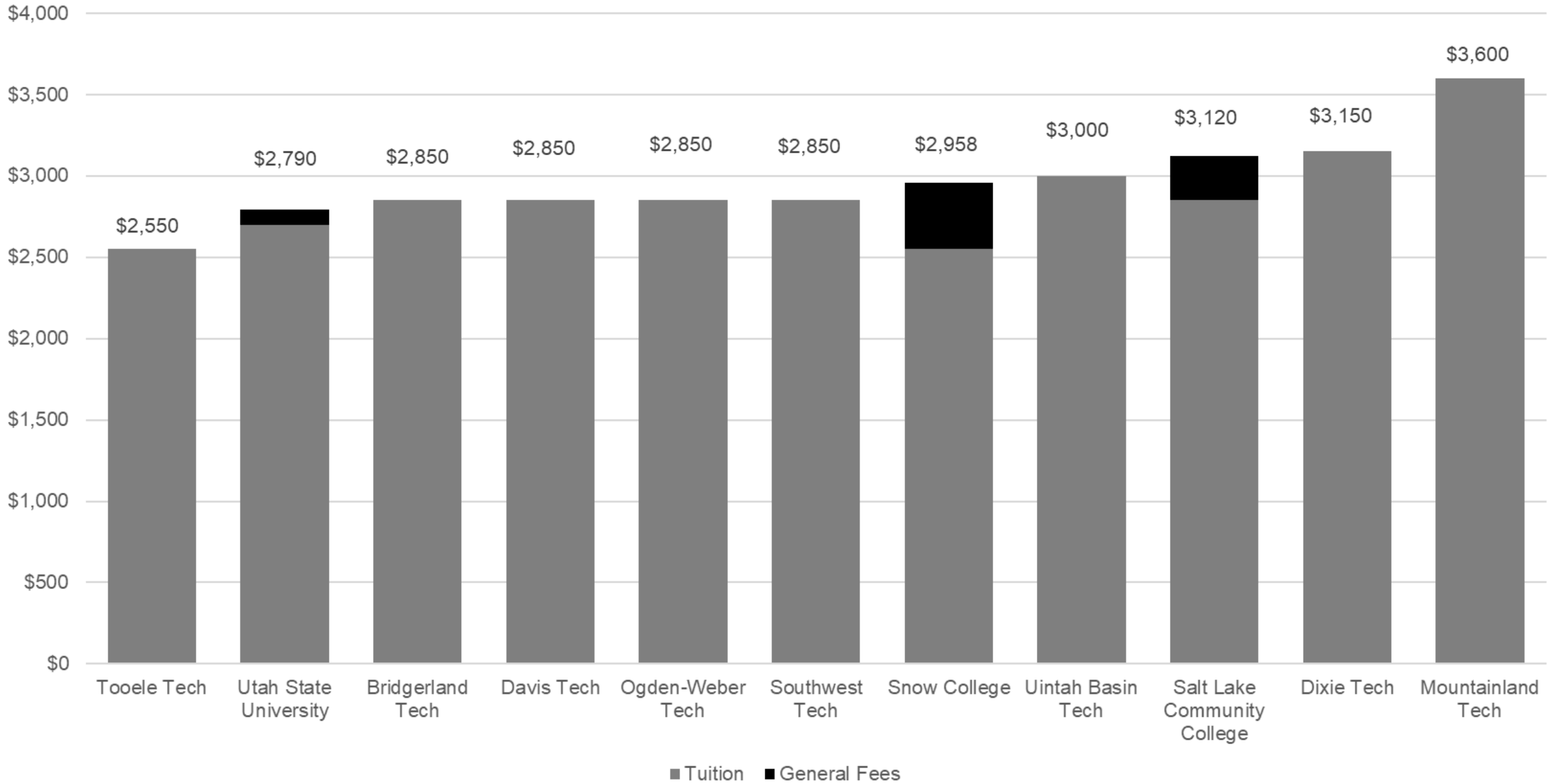
March 28, 2025



Technical College Tuition & Fee Overview

- State code and legislative appropriations provide for low cost attendance at Utah's technical colleges, with no tuition charges for secondary students and no general fee charges among USHE's non-degree-granting technical colleges.
- Technical Colleges have not requested a net increase in tuition rates since Fiscal Year 2018.
- In Fiscal Year 2023, technical colleges moved from a membership hour based tuition model to a credit hour based tuition model, including net neutral conversions of some fees to tuition.
- Significant enrollment growth and student demand at some institutions have presented capacity challenges.

USHE Technical Colleges: Tuition & General Fees



FY 2025 (Last Year) Tuition & General Fee Increases

Technical Colleges

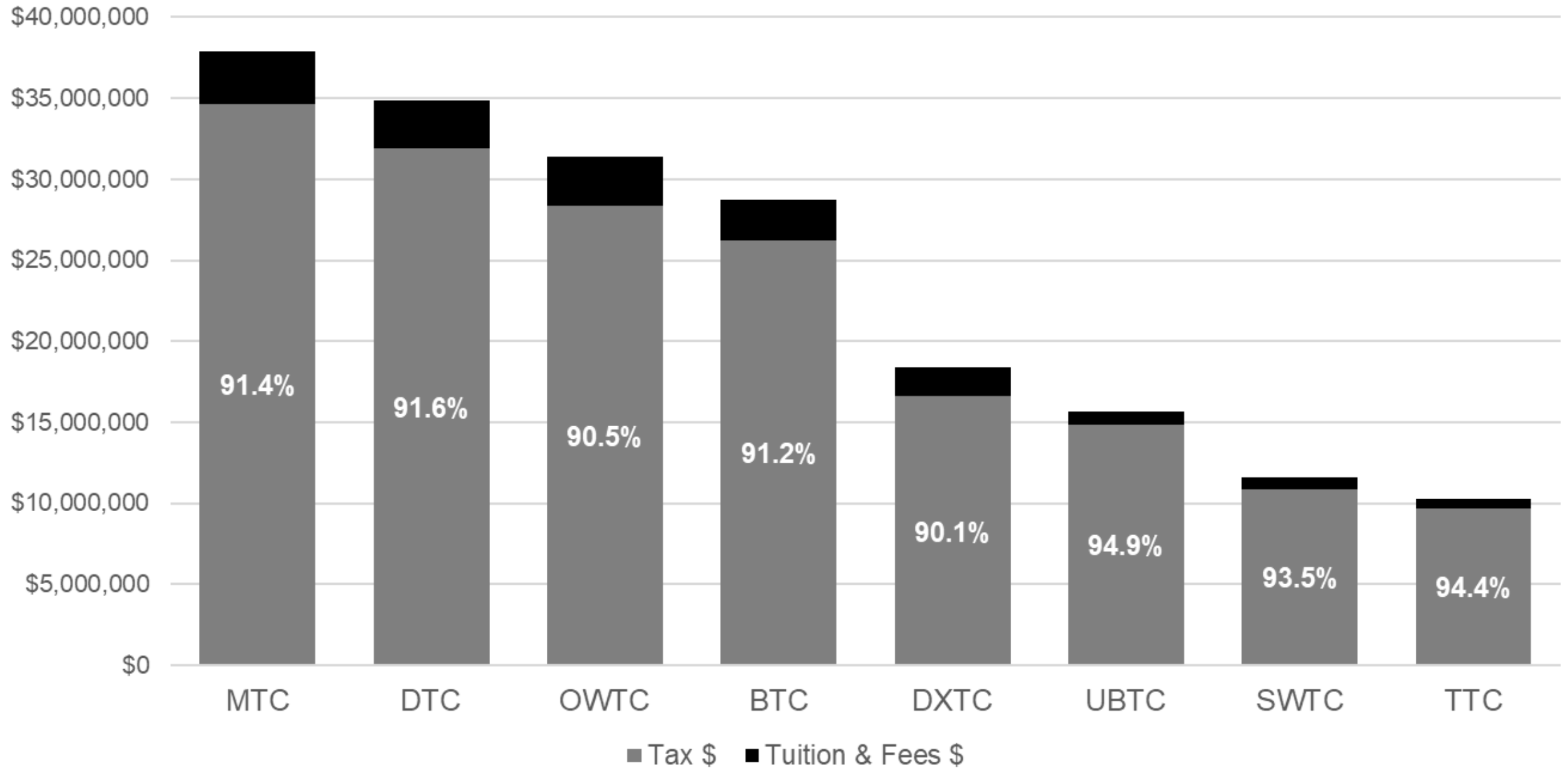
USHE Technical Colleges - Requested Last Year

<u>Institution</u>	<u>2023-24</u>	<u>2024-25</u>	<u>\$ Increase</u>	<u>% Increase</u>
BTC	\$2,850	\$2,850	\$0	0.00%
DTC	\$2,850	\$2,850	\$0	0.00%
DXTC	\$3,150	\$3,150	\$0	0.00%
MTC	\$3,600	\$3,600	\$0	0.00%
OWTC	\$2,850	\$2,850	\$0	0.00%
SWTC	\$2,850	\$2,850	\$0	0.00%
TTC	\$2,550	\$2,550	\$0	0.00%
UBTC	\$3,000	\$3,000	\$0	0.00%
SLCC - Tech	\$3,090	\$3,120	\$30	0.97%
Snow - Tech	\$2,934	\$2,958	\$24	0.82%
USU - Tech	\$2,790	\$2,790	\$0	0.00%
Tech Total Change			\$54	0.17%

UBHE Approved Last Year

<u>2024-25</u>	<u>\$ Increase</u>	<u>% Increase</u>	<u>\$ Diff</u>	<u>% Diff</u>
\$2,850	\$0	0.00%	\$0	0.00%
\$2,850	\$0	0.00%	\$0	0.00%
\$3,150	\$0	0.00%	\$0	0.00%
\$3,600	\$0	0.00%	\$0	0.00%
\$2,850	\$0	0.00%	\$0	0.00%
\$2,850	\$0	0.00%	\$0	0.00%
\$2,550	\$0	0.00%	\$0	0.00%
\$3,000	\$0	0.00%	\$0	0.00%
\$3,120	\$30	0.97%	\$0	0.00%
\$2,958	\$24	0.82%	\$0	0.00%
\$2,790	\$0	0.00%	\$0	0.00%
	\$54	0.17%	\$0	0.00%

USHE Technical Colleges FY 2026 Appropriations



2025 GS Technical College Capacity Requests

UBHE 2025 GS Technical College Capacity Requests		Capacity Requested Amounts			Capacity Funded Amounts		
Institution	Item	One-Time	Ongoing	Total	One-Time	Ongoing	Total
BTC	New Programming - Health Science & Tech Building & Brigham City Exp	\$0	\$1,246,400	\$1,246,400	\$0	\$0	\$0
TTC	New Programming - Campus Expansion Building	\$0	\$1,490,900	\$1,490,900	\$0	\$0	\$0
DTC	New Programming - Welding Building	\$0	\$584,800	\$584,800	\$0	\$0	\$0
MTC	New Programming - Payson & Provo Campus	\$0	\$2,455,000	\$2,455,000	\$0	\$0	\$0
OWTC	New Programming - Pathways Building	-\$1,904,100	\$1,904,100	\$0	\$0	\$0	\$0
SLCC	New Programming - Capacity & Equipment	\$815,000	\$265,600	\$1,080,600	\$0	\$0	\$0
UBTC	New Programming - Capacity	\$0	\$288,500	\$288,500	\$0	\$0	\$0
SWTC	New Programming - Capacity	\$0	\$210,400	\$210,400	\$0	\$0	\$0
DXTC	New Programming - Capacity	\$0	\$298,600	\$298,600	\$0	\$0	\$0
USU	New Programming - Capacity	\$0	\$157,800	\$157,800	\$0	\$0	\$0
Snow	New Programming - Capacity	\$0	\$105,700	\$105,700	\$0	\$0	\$0

USHE Technical Colleges - FY 2026 Request

<u>Institution</u>	<u>2024-25</u>	<u>2025-26</u>	<u>\$ Increase</u>	<u>% Increase</u>
BTC	\$2,850	\$2,850	\$0	0.00%
DTC	\$2,850	\$2,850	\$0	0.00%
DXTC	\$3,150	\$3,150	\$0	0.00%
MTC	\$3,600	\$3,600	\$0	0.00%
OWTC	\$2,850	\$2,850	\$0	0.00%
SWTC	\$2,850	\$2,850	\$0	0.00%
TTC	\$2,550	\$2,550	\$0	0.00%
UBTC	\$3,000	\$3,000	\$0	0.00%
SLCC - Tech	\$3,120	\$3,120	\$0	0.00%
Snow - Tech	\$2,958	\$2,958	\$0	0.00%
USU - Tech	\$2,790	\$2,790	\$0	0.00%
Tech Total Change			\$0	0.00%

**Commissioner's Recommendation
is to approve as requested.**

MOTION


I move to approve the proposed tuition and general fee schedules as recommended by the Boards of Trustees of Utah's Technical Colleges and Degree-Granting Institutions with Technical College Missions.



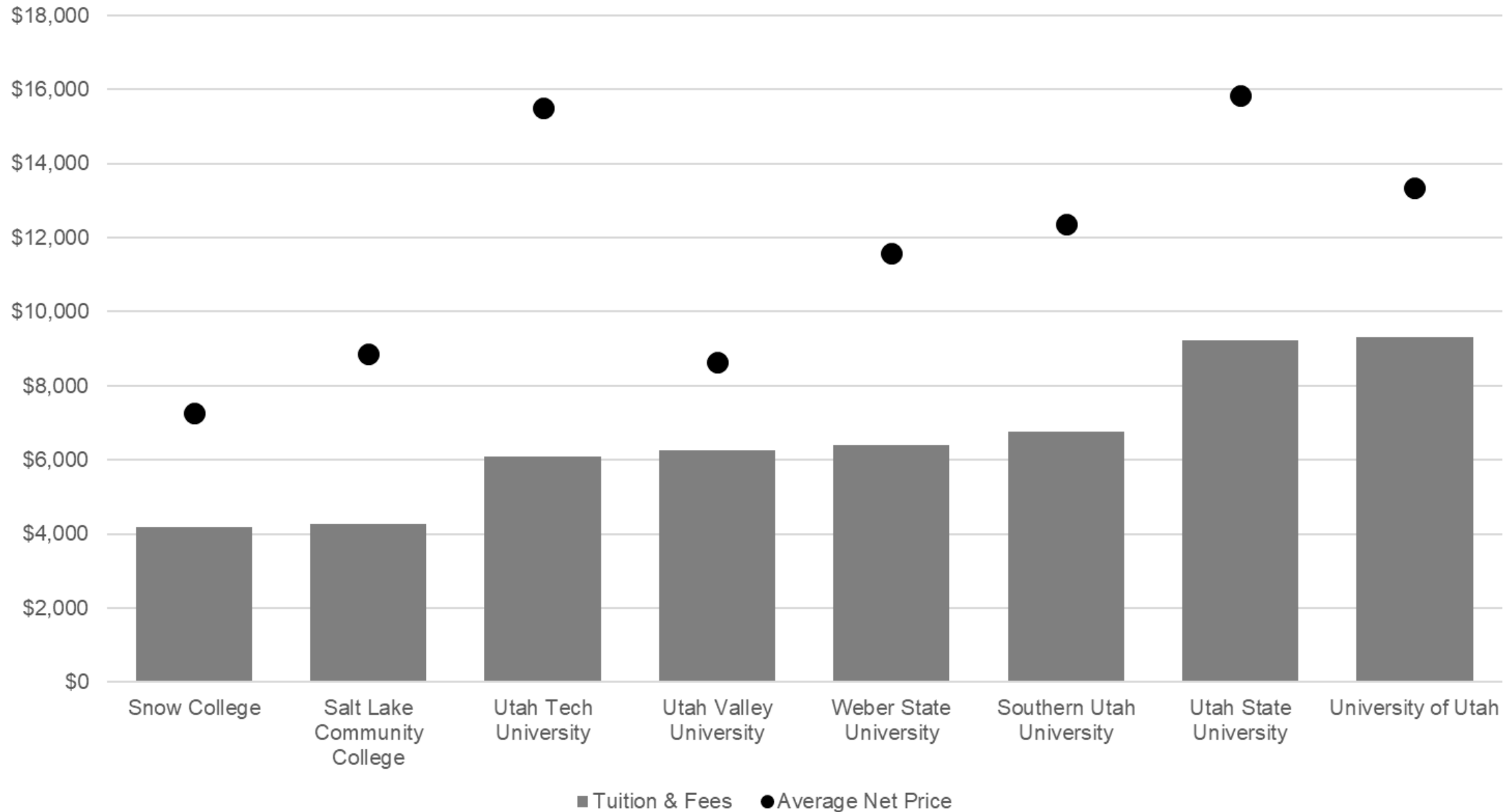
UTAH SYSTEM OF
HIGHER EDUCATION

USHE 2025-2026 Institution Tuition and Fee Schedule Setting *Degree-Granting Proposals*

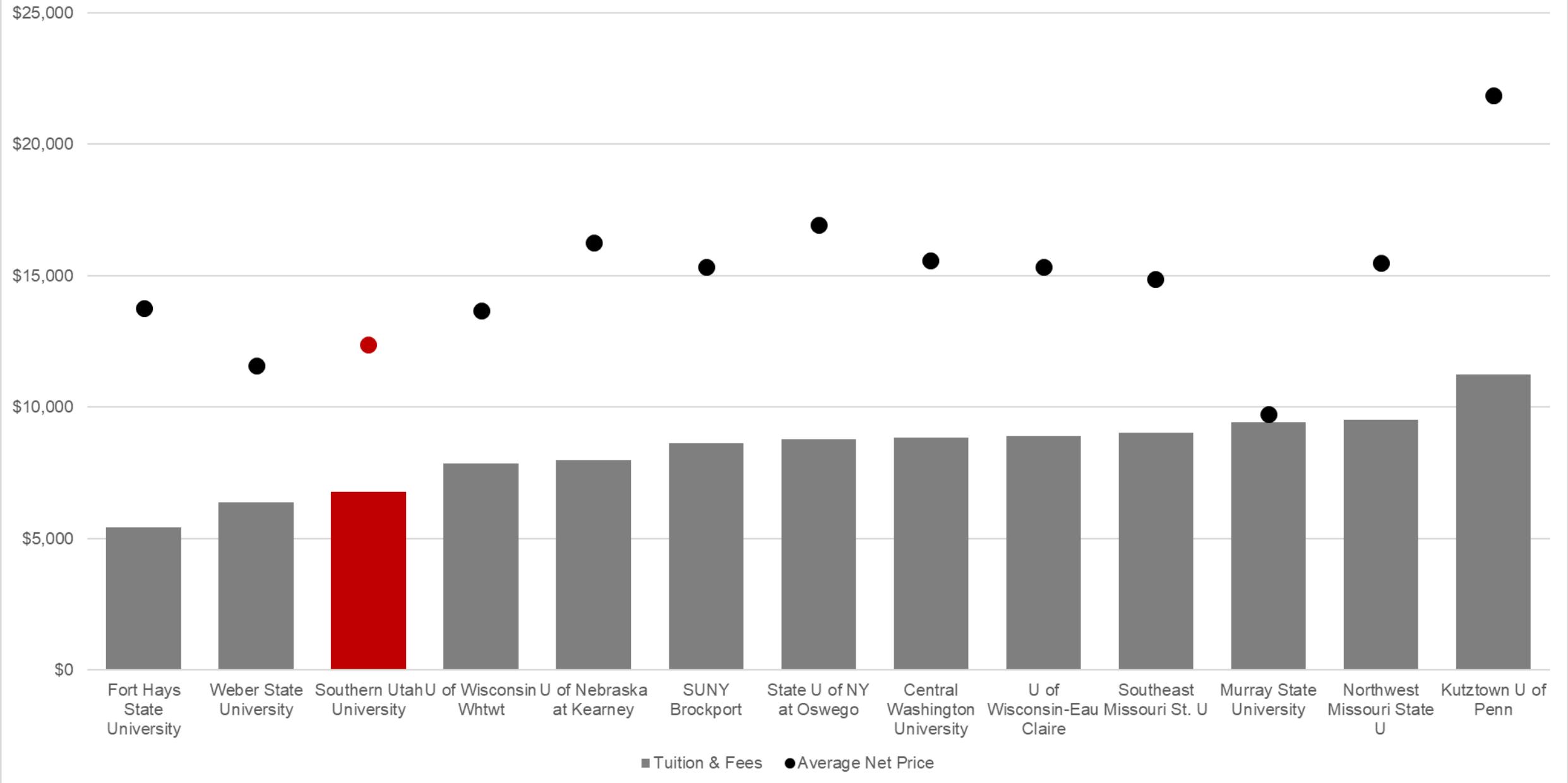
March 28, 2025



USHE Institutions: Tuition & Fees Sticker Price and Average Net Price



Southern Utah University Peer Institutions: Tuition & Fees Sticker Price and Average Net Price



FY 2025 (Last Year) Tuition & Fee Increases

Southern Utah University

Southern Utah University - Requested Last Year

<u>Institution</u>	<u>2023-24</u>	<u>2024-25</u>	<u>\$ Increase</u>	<u>% Increase</u>
Tuition	\$6,006	\$6,186	\$180	3.00%
Fees	\$764	\$776	\$13	1.64%
SUU Total	\$6,770	\$6,962	\$193	2.85%

UBHE Approved Last Year

<u>2024-25</u>	<u>\$ Increase</u>	<u>% Increase</u>	<u>\$ Diff</u>	<u>% Diff</u>
\$6,186	\$180	3.00%	\$0	0.00%
\$776	\$13	1.64%	\$0	0.00%
\$6,962	\$193	2.85%	\$0	0.00%

Full-Time Resident Undergraduate at Two Semesters
 Values by differ slightly from other sources due to rounding

Southern Utah University FY 2026 Requested

Undergrad Resident Schedule

Institution	2024-25	2025-26	\$ Increase	% Increase
Tuition	\$6,186.00	\$6,455.27	\$269.27	4.35%
<i>Legislative Match</i>			\$74.32	1.20%
<i>Faculty Promotion and Retention</i>			\$13.61	0.22%
<i>Student Wage Support</i>			\$51.34	0.83%
<i>General Student Fee Conversions</i>			\$130.00	2.10%
Fees	\$776.00	\$638.00	-\$138.00	-17.78%
<u>Fees Unchanged</u>				
<i>Theater Arts & Dance</i>	\$8.00	\$8.00	\$0.00	0.00%
<i>Campus Recreation</i>	\$10.00	\$10.00	\$0.00	0.00%
<i>University Journal</i>	\$10.00	\$10.00	\$0.00	0.00%
<i>Music</i>	\$6.50	\$6.50	\$0.00	0.00%
<i>MOL Center for Politics</i>	\$2.00	\$2.00	\$0.00	0.00%
<i>SUMA</i>	\$22.00	\$22.00	\$0.00	0.00%
<i>Student Center Building</i>	\$292.00	\$292.00	\$0.00	0.00%
<i>Student Center Activities</i>	\$38.00	\$38.00	\$0.00	0.00%
<i>Outdoor Recreation</i>	\$16.00	\$16.00	\$0.00	0.00%
<i>Service Learning</i>	\$12.00	\$12.00	\$0.00	0.00%
<i>Health Services</i>	\$64.00	\$64.00	\$0.00	0.00%
<i>Counseling Services</i>	\$50.00	\$50.00	\$0.00	0.00%
<i>SUUSA - Executive Council</i>	\$21.50	\$21.50	\$0.00	0.00%
<i>Tutoring Center</i>	\$14.00	\$14.00	\$0.00	0.00%
<i>Testing Center</i>	\$2.00	\$2.00	\$0.00	0.00%
Unchanged Fees Subtotal	\$568.00	\$568.00	\$0.00	0.00%
<u>Fee Decreases</u>				
<i>Athletics</i>	\$206.00	\$200.00	-\$6.00	-2.91%
<i>Tradition Keeper</i>	\$0.50	\$0.00	-\$0.50	-100.00%
<i>SUU Connect</i>	\$1.50	\$0.00	-\$1.50	-100.00%
Fee Decreases Subtotal	\$208.00	\$200.00	-\$8.00	-3.85%
<u>Fee Increases</u>				
Fee Increases Subtotal	\$0.00	\$0.00	\$0.00	0.00%
Net Fee Impacts	\$776.00	\$768.00	-\$8.00	-1.03%
<u>Fees Converted to Tuition</u>				
<i>Health Services</i>	\$64.00	\$64.00	\$0.00	0.00%
<i>Counseling Services</i>	\$50.00	\$50.00	\$0.00	0.00%
<i>Tutoring Center</i>	\$14.00	\$14.00	\$0.00	0.00%
<i>Testing Center</i>	\$2.00	\$2.00	\$0.00	0.00%
Fees Converted Subtotal	\$130.00	\$130.00	\$0.00	0.00%
SUU Total	\$6,962.00	\$7,093.27	\$131.27	1.89%

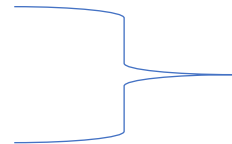
Tuition increasing 4.35%, but includes 2.10% in net neutral fee conversions



Fees decreasing by 17.78% in Total



Fee Decrease areas



Bottom line proposed increase of 1.89% is below 2.70% Guidance Threshold



Southern Utah University FY 2026 Commissioner Recommendation

Undergrad Resident Schedule

<u>Institution</u>	<u>2024-25</u>	<u>2025-26</u>	<u>\$ Increase</u>	<u>% Increase</u>
Tuition	\$6,186.00	\$6,455.27	\$269.27	4.35%
<i>Legislative Match</i>			\$74.32	1.20%
<i>Faculty Promotion and Retention</i>			\$13.61	0.22%
<i>Student Wage Support</i>			\$51.34	0.83%
<i>General Student Fee Conversions</i>			\$130.00	2.10%
Fees	\$776.00	\$638.00	-\$138.00	-17.78%
<u>Fees Unchanged</u>				
<i>Theater Arts & Dance</i>	\$8.00	\$8.00	\$0.00	0.00%
<i>Campus Recreation</i>	\$10.00	\$10.00	\$0.00	0.00%
<i>University Journal</i>	\$10.00	\$10.00	\$0.00	0.00%
<i>Music</i>	\$6.50	\$6.50	\$0.00	0.00%
<i>MOL Center for Politics</i>	\$2.00	\$2.00	\$0.00	0.00%
<i>SUMA</i>	\$22.00	\$22.00	\$0.00	0.00%
<i>Student Center Building</i>	\$292.00	\$292.00	\$0.00	0.00%
<i>Student Center Activities</i>	\$38.00	\$38.00	\$0.00	0.00%
<i>Outdoor Recreation</i>	\$16.00	\$16.00	\$0.00	0.00%
<i>Service Learning</i>	\$12.00	\$12.00	\$0.00	0.00%
<i>Health Services</i>	\$64.00	\$64.00	\$0.00	0.00%
<i>Counseling Services</i>	\$50.00	\$50.00	\$0.00	0.00%
<i>SUUSA - Executive Council</i>	\$21.50	\$21.50	\$0.00	0.00%
<i>Tutoring Center</i>	\$14.00	\$14.00	\$0.00	0.00%
<i>Testing Center</i>	\$2.00	\$2.00	\$0.00	0.00%
<i>Unchanged Fees Subtotal</i>	\$568.00	\$568.00	\$0.00	0.00%
<u>Fee Decreases</u>				
<i>Athletics</i>	\$206.00	\$200.00	-\$6.00	-2.91%
<i>Tradition Keeper</i>	\$0.50	\$0.00	-\$0.50	-100.00%
<i>SUU Connect</i>	\$1.50	\$0.00	-\$1.50	-100.00%
<i>Fee Decreases Subtotal</i>	\$208.00	\$200.00	-\$8.00	-3.85%
<u>Fee Increases</u>				
<i>Fee Increases Subtotal</i>	\$0.00	\$0.00	\$0.00	0.00%
Net Fee Impacts	\$776.00	\$768.00	-\$8.00	-1.03%
<u>Fees Converted to Tuition</u>				
<i>Health Services</i>	\$64.00	\$64.00	\$0.00	0.00%
<i>Counseling Services</i>	\$50.00	\$50.00	\$0.00	0.00%
<i>Tutoring Center</i>	\$14.00	\$14.00	\$0.00	0.00%
<i>Testing Center</i>	\$2.00	\$2.00	\$0.00	0.00%
<i>Fees Converted Subtotal</i>	\$130.00	\$130.00	\$0.00	0.00%
SUU Total	\$6,962.00	\$7,093.27	\$131.27	1.89%

**Commissioner's
Recommendation is to
approve as requested.**

MOTION 1 (Option A)

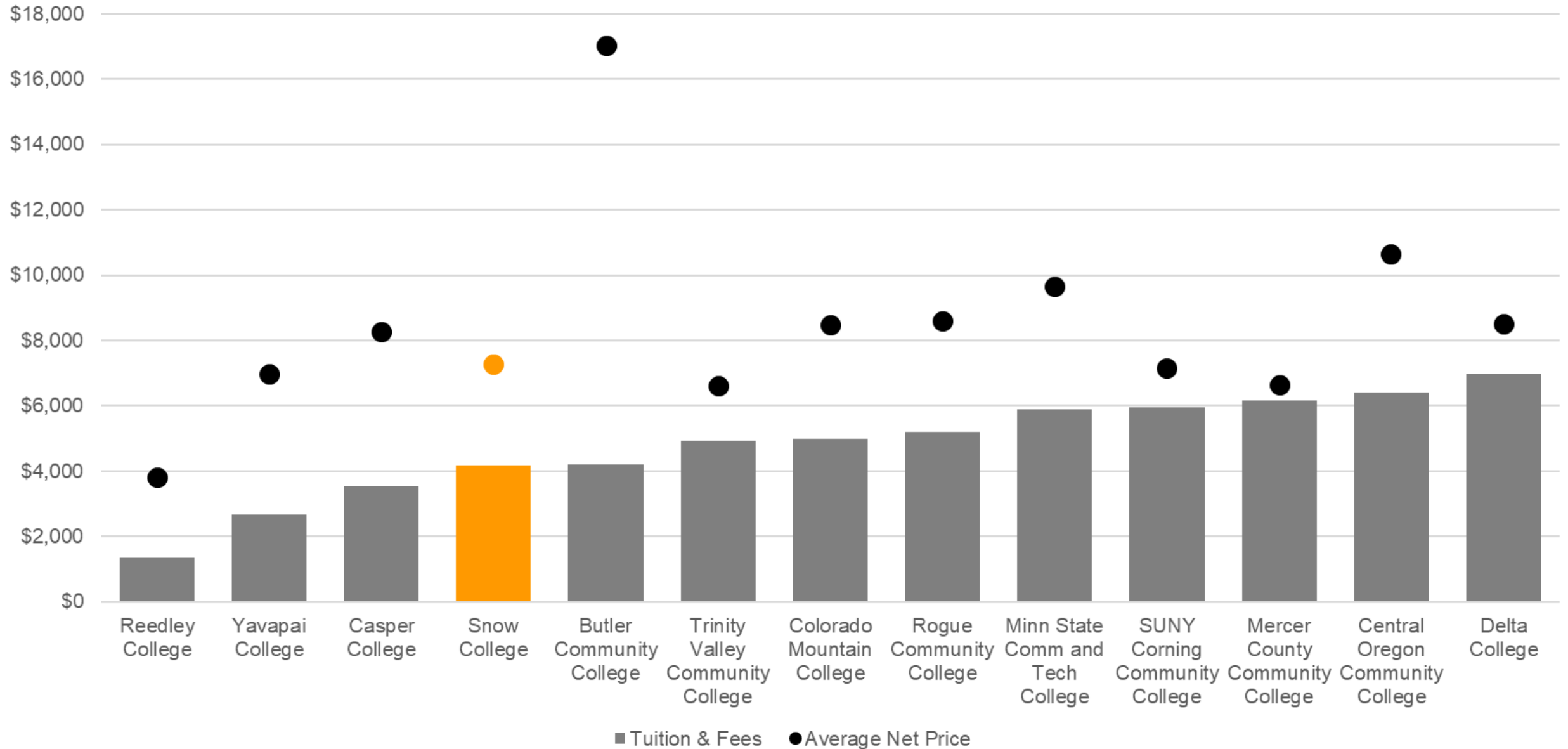
I move to approve the proposed tuition and general fee adjustments as recommended by the Southern Utah University Board of Trustees.

MOTION 1 (Option B)

I move to approve a $x\%$ increase in tuition, including any related general fee-to-tuition conversions, and a $x\%$ (increase/decrease) in general fees for Southern Utah University, resulting in a combined tuition and fee increase of $x\%$.

I further move to authorize Southern Utah University to work with the Commissioner to make any subsequent technical adjustments, including rounding and tuition schedule exclusions, necessary to finalize the increase prior to implementation by the institution.

Snow College Peer Institutions: Tuition & Fees Sticker Price and Average Net Price



FY 2025 (Last Year) Tuition & Fee Increases

Snow College

Snow College - Requested Last Year

<u>Institution</u>	<u>2023-24</u>	<u>2024-25</u>	<u>\$ Increase</u>	<u>% Increase</u>
Tuition	\$3,796	\$3,930	\$134	3.53%
Fees	\$384	\$408	\$24	6.25%
Snow Total	\$4,180	\$4,338	\$158	3.78%

UBHE Approved Last Year

<u>2024-25</u>	<u>\$ Increase</u>	<u>% Increase</u>	<u>\$ Diff</u>	<u>% Diff</u>
\$3,930	\$134	3.53%	\$0	0.00%
\$408	\$24	6.25%	\$0	0.00%
\$4,338	\$158	3.78%	\$0	0.00%

Full-Time Resident Undergraduate at Two Semesters
 Values by differ slightly from other sources due to rounding

Snow College FY 2026 Requested

Undergrad Resident Schedule

<u>Institution</u>	<u>2024-25</u>	<u>2025-26</u>	<u>\$ Increase</u>	<u>% Increase</u>
Tuition	\$3,930.00	\$4,029.43	\$99.43	2.53%
<i>Legislative Match</i>			\$75.85	1.93%
<i>Faculty Promotion and Retention</i>			\$23.58	0.60%
Fees	\$408.00	\$408.00	\$0.00	0.00%
<u>Fees Unchanged</u>				
<i>Building</i>	\$176.30	\$176.30	\$0.00	0.00%
<i>Athletics</i>	\$42.00	\$42.00	\$0.00	0.00%
<i>Music</i>	\$10.00	\$10.00	\$0.00	0.00%
<i>Activity Center</i>	\$27.00	\$27.00	\$0.00	0.00%
<i>Intramurals</i>	\$12.00	\$12.00	\$0.00	0.00%
<i>Insurance</i>	\$5.50	\$5.50	\$0.00	0.00%
<i>Wellness Center</i>	\$20.00	\$20.00	\$0.00	0.00%
<i>Unchanged Fees Subtotal</i>	\$292.80	\$292.80	\$0.00	0.00%
<u>Fee Decreases</u>				
<i>Communications</i>	\$8.00	\$0.00	-\$8.00	-100.00%
<i>Fee Decreases Subtotal</i>	\$8.00	\$0.00	-\$8.00	-100.00%
<u>Fee Increases</u>				
<i>Theater</i>	\$8.90	\$10.00	\$1.10	12.36%
<i>Fitness</i>	\$6.00	\$6.90	\$0.90	15.00%
<i>Student Events & Activities</i>	\$92.30	\$98.30	\$6.00	6.50%
<i>Fee Increases Subtotal</i>	\$107.20	\$115.20	\$8.00	7.46%
Net Fee Impacts	\$408.00	\$408.00	\$0.00	0.00%
<u>Fees Converted to Tuition</u>				
<i>Fees Converted Subtotal</i>	\$0.00	\$0.00	\$0.00	0.00%
Snow Total	\$4,338.00	\$4,437.43	\$99.43	2.29%

← Tuition increasing 2.53%

← Fees flat in Total

← Communications Fee discontinued

Fee Increase areas

Bottom line proposed increase of 2.29% is below 3.43% Guidance Threshold

Snow College FY 2026 Commissioner Recommendation

Undergrad Resident Schedule

Institution	2024-25	2025-26	\$ Increase	% Increase
Tuition	\$3,930.00	\$4,029.43	\$99.43	2.53%
<i>Legislative Match</i>			\$75.85	1.93%
<i>Faculty Promotion and Retention</i>			\$23.58	0.60%
Fees	\$408.00	\$402.68	-\$5.32	-1.30%
<u>Fees Unchanged</u>				
<i>Building</i>	\$176.30	\$176.30	\$0.00	0.00%
<i>Athletics</i>	\$42.00	\$42.00	\$0.00	0.00%
<i>Music</i>	\$10.00	\$10.00	\$0.00	0.00%
<i>Activity Center</i>	\$27.00	\$27.00	\$0.00	0.00%
<i>Intramurals</i>	\$12.00	\$12.00	\$0.00	0.00%
<i>Insurance</i>	\$5.50	\$5.50	\$0.00	0.00%
<i>Wellness Center</i>	\$20.00	\$20.00	\$0.00	0.00%
<i>Unchanged Fees Subtotal</i>	\$292.80	\$292.80	\$0.00	0.00%
<u>Fee Decreases</u>				
<i>Communications</i>	\$8.00	\$0.00	-\$8.00	-100.00%
<i>Fee Decreases Subtotal</i>	\$8.00	\$0.00	-\$8.00	-100.00%
<u>Fee Increases</u>				
<i>Theater</i>	\$8.90	\$9.12	\$0.22	2.50%
<i>Fitness</i>	\$6.00	\$6.15	\$0.15	2.50%
<i>Student Events & Activities</i>	\$92.30	\$94.61	\$2.31	2.50%
<i>Fee Increases Subtotal</i>	\$107.20	\$109.88	\$2.68	2.50%
Net Fee Impacts	\$408.00	\$402.68	-\$5.32	-1.30%
<u>Fees Converted to Tuition</u>				
<i>Fees Converted Subtotal</i>	\$0.00	\$0.00	\$0.00	0.00%
Snow Total	\$4,338.00	\$4,432.11	\$94.11	2.17%

Recommend a 2.5% COLA increase unless further justification provided

Commissioner Recommendation results in a 2.17% increase vs. 2.29% as requested

MOTION 1 (Option A)

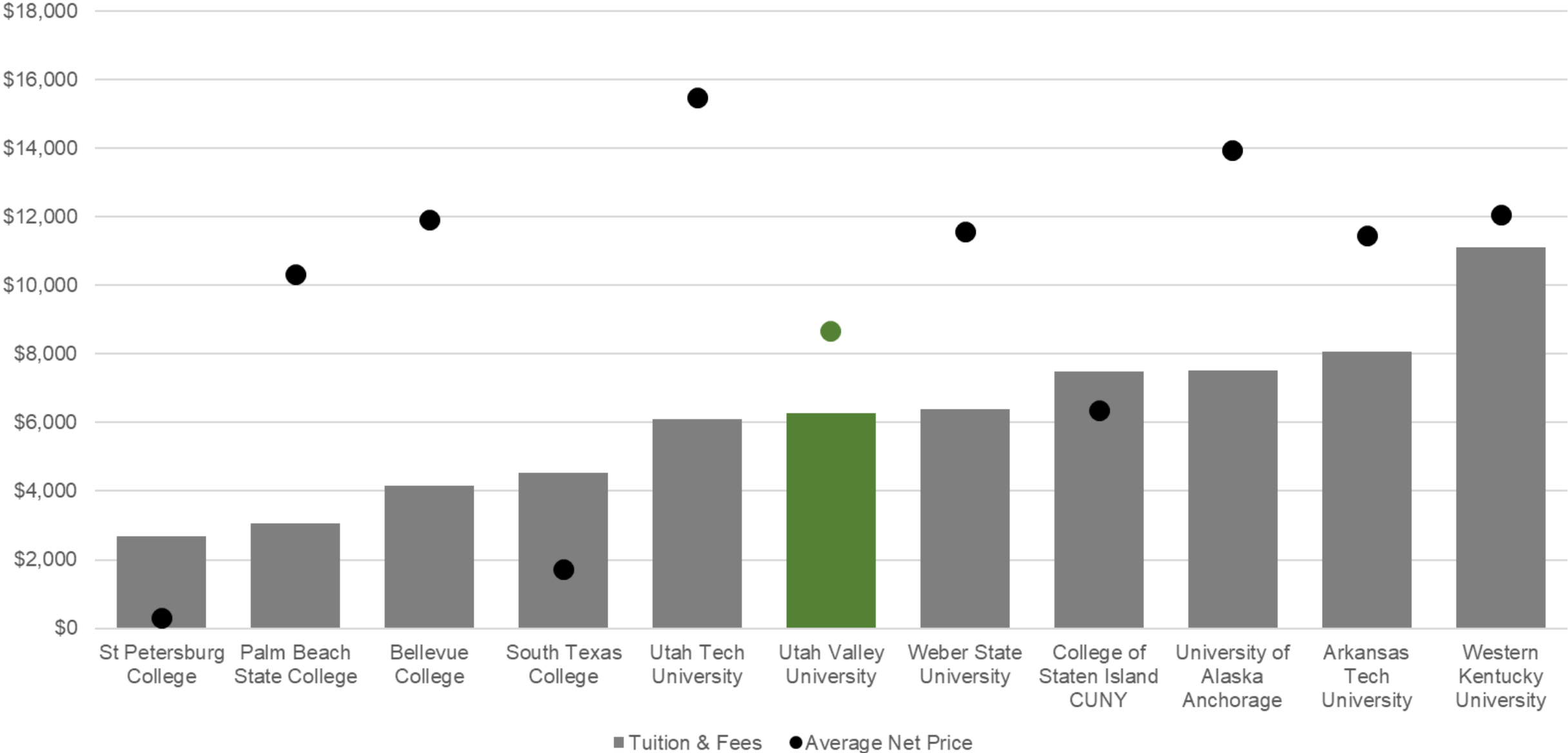
I move to approve the proposed tuition and general fee adjustments as recommended by the Snow College Board of Trustees.

MOTION 1 (Option B)

I move to approve a $x\%$ increase in tuition, including any related general fee-to-tuition conversions, and a $x\%$ (increase/decrease) in general fees for Snow College, resulting in a combined tuition and fee increase of $x\%$.

I further move to authorize Snow College to work with the Commissioner to make any subsequent technical adjustments, including rounding and tuition schedule exclusions, necessary to finalize the increase prior to implementation by the institution.

Utah Valley University Peer Institutions: Tuition & Fees Sticker Price and Average Net Price



FY 2025 (Last Year) Tuition & Fee Increases

Utah Valley University

Utah Valley University - Requested Last Year

<u>Institution</u>	<u>2023-24</u>	<u>2024-25</u>	<u>\$ Increase</u>	<u>% Increase</u>
Tuition	\$5,614	\$5,836	\$222	3.95%
Fees	\$656	\$702	\$46	7.01%
UVU Total	\$6,270	\$6,538	\$268	4.27%

UBHE Approved Last Year

<u>2024-25</u>	<u>\$ Increase</u>	<u>% Increase</u>	<u>\$ Diff</u>	<u>% Diff</u>
\$5,818	\$204	3.63%	-\$18	-0.31%
\$689	\$33	5.03%	-\$13	-1.98%
\$6,507	\$237	3.78%	-\$31	-0.49%

Full-Time Resident Undergraduate at Two Semesters
 Values by differ slightly from other sources due to rounding

Utah Valley University FY 2026 Requested

Undergrad Resident Schedule

Institution	2024-25	2025-26	\$ Increase	% Increase
Tuition	\$5,818.00	\$6,016.39	\$198.39	3.41%
<i>Legislative Match</i>			\$72.14	1.24%
<i>Digital Transformation Tech/Cybersecurity</i>			\$87.27	1.50%
<i>Fuel & Power</i>			\$3.49	0.06%
<i>General Student Fee Conversions</i>			\$35.49	0.61%
Fees	\$689.00	\$658.37	-\$30.63	-4.45%
Fees Unchanged				
<i>Health Services</i>	\$32.12	\$32.12	\$0.00	0.00%
<i>UTA Transportation</i>	\$13.08	\$13.08	\$0.00	0.00%
Unchanged Fees Subtotal	\$45.20	\$45.20	\$0.00	0.00%
Fee Decreases				
<i>Building Bond</i>	\$183.00	\$174.00	-\$9.00	-4.92%
Fee Decreases Subtotal	\$183.00	\$174.00	-\$9.00	-4.92%
Fee Increases				
<i>Student Programs</i>	\$107.62	\$109.66	\$2.04	1.90%
<i>Campus Recreation</i>	\$63.80	\$65.40	\$1.60	2.50%
<i>Fine Arts</i>	\$3.42	\$3.51	\$0.09	2.50%
<i>Student Center</i>	\$72.16	\$73.94	\$1.78	2.47%
<i>Student Life & Wellness Center</i>	\$51.68	\$52.62	\$0.94	1.82%
<i>Athletics</i>	\$162.12	\$166.17	\$4.05	2.50%
Fee Increases Subtotal	\$460.80	\$471.29	\$10.49	2.28%
Net Fee Impacts	\$689.00	\$690.49	\$1.49	0.22%
Fees Converted to Tuition				
<i>Health Services</i>	\$32.12	\$32.12	\$0.00	0.00%
Fees Converted Subtotal	\$32.12	\$32.12	\$0.00	0.00%
UVU Total	\$6,507.00	\$6,674.77	\$167.77	2.58%

Tuition increasing 3.41%, but includes 0.61% in net neutral fee conversions

Fees decreasing by 4.45% in Total

Fee Increase areas limited to 2.5% per fee

Bottom line proposed increase of 2.58% is below 2.74% Guidance Threshold

Utah Valley University FY 2026 Commissioner Recommendation

Undergrad Resident Schedule

Institution	2024-25	2025-26	\$ Increase	% Increase
Tuition	\$5,818.00	\$6,016.39	\$198.39	3.41%
<i>Legislative Match</i>			\$72.14	1.24%
<i>Digital Transformation Tech/Cybersecurity</i>			\$87.27	1.50%
<i>Fuel & Power</i>			\$3.49	0.06%
<i>General Student Fee Conversions</i>			\$35.49	0.61%
Fees	\$689.00	\$658.37	-\$30.63	-4.45%
<u>Fees Unchanged</u>				
<i>Health Services</i>	\$32.12	\$32.12	\$0.00	0.00%
<i>UTA Transportation</i>	\$13.08	\$13.08	\$0.00	0.00%
<i>Unchanged Fees Subtotal</i>	\$45.20	\$45.20	\$0.00	0.00%
<u>Fee Decreases</u>				
<i>Building Bond</i>	\$183.00	\$174.00	-\$9.00	-4.92%
<i>Fee Decreases Subtotal</i>	\$183.00	\$174.00	-\$9.00	-4.92%
<u>Fee Increases</u>				
<i>Student Programs</i>	\$107.62	\$109.66	\$2.04	1.90%
<i>Campus Recreation</i>	\$63.80	\$65.40	\$1.60	2.50%
<i>Fine Arts</i>	\$3.42	\$3.51	\$0.09	2.50%
<i>Student Center</i>	\$72.16	\$73.94	\$1.78	2.47%
<i>Student Life & Wellness Center</i>	\$51.68	\$52.62	\$0.94	1.82%
<i>Athletics</i>	\$162.12	\$166.17	\$4.05	2.50%
<i>Fee Increases Subtotal</i>	\$460.80	\$471.29	\$10.49	2.28%
Net Fee Impacts	\$689.00	\$690.49	\$1.49	0.22%
<u>Fees Converted to Tuition</u>				
<i>Health Services</i>	\$32.12	\$32.12	\$0.00	0.00%
<i>Fees Converted Subtotal</i>	\$32.12	\$32.12	\$0.00	0.00%
UVU Total	\$6,507.00	\$6,674.77	\$167.77	2.58%

**Commissioner's
Recommendation is to
approve as requested.**

MOTION 1 (Option A)

I move to approve the proposed tuition and general fee adjustments as recommended by the Utah Valley University Board of Trustees.

MOTION 1 (Option B)

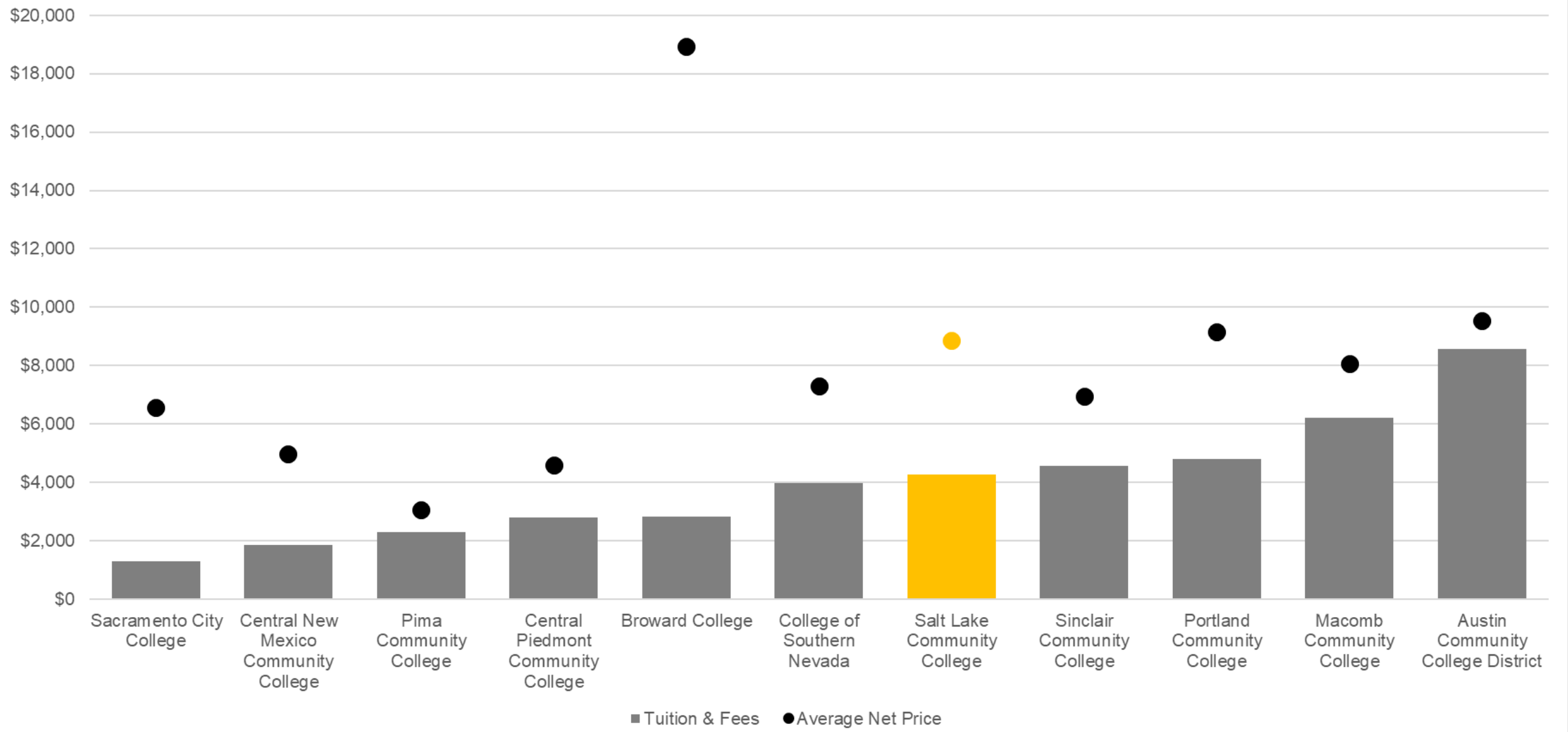
I move to approve a $x\%$ increase in tuition, including any related general fee-to-tuition conversions, and a $x\%$ (increase/decrease) in general fees for Utah Valley University, resulting in a combined tuition and fee increase of $x\%$.

I further move to authorize Utah Valley University to work with the Commissioner to make any subsequent technical adjustments, including rounding and tuition schedule exclusions, necessary to finalize the increase prior to implementation by the institution.

MOTION 2

I move to approve the proposed differential tuition schedule as recommended by the Utah Valley University Board of Trustees.

Salt Lake Community College Peer Institutions: Tuition & Fees Sticker Price and Average Net Price



FY 2025 (Last Year) Tuition & Fee Increases

Salt Lake Community College

Salt Lake Community College - Requested Last Year

<u>Institution</u>	<u>2023-24</u>	<u>2024-25</u>	<u>\$ Increase</u>	<u>% Increase</u>
Tuition	\$3,778	\$3,929	\$151	4.00%
Fees	\$479	\$539	\$60	12.53%
SLCC Total	\$4,257	\$4,468	\$211	4.96%

UBHE Approved Last Year

<u>2024-25</u>	<u>\$ Increase</u>	<u>% Increase</u>	<u>\$ Diff</u>	<u>% Diff</u>
\$3,928	\$150	3.97%	-\$1	-0.03%
\$498	\$19	3.97%	-\$41	-8.56%
\$4,426	\$169	3.97%	-\$42	-0.99%

Full-Time Resident Undergraduate at Two Semesters
 Values by differ slightly from other sources due to rounding

Salt Lake Community College FY 2026 Requested

Undergrad Resident Schedule

<u>Institution</u>	<u>2024-25</u>	<u>2025-26</u>	<u>\$ Increase</u>	<u>% Increase</u>
Tuition	\$3,928.00	\$4,135.45	\$207.45	5.28%
<i>Legislative Match</i>			\$73.45	1.87%
<i>General Student Fee Conversions</i>			\$134.00	3.41%
Fees	\$498.00	\$408.00	-\$90.00	-18.07%
<u>Fees Unchanged</u>				
<i>Arts and Cultural Events (ACE)</i>	\$4.00	\$4.00	\$0.00	0.00%
<i>Building Bond</i>	\$118.00	\$118.00	\$0.00	0.00%
<i>Student Servicing</i>	\$36.00	\$36.00	\$0.00	0.00%
<i>Unchanged Fees Subtotal</i>	\$158.00	\$158.00	\$0.00	0.00%
<u>Fee Decreases</u>				
<i>Recreation</i>	\$6.50	\$0.00	-\$6.50	-100.00%
<i>Fee Decreases Subtotal</i>	\$6.50	\$0.00	-\$6.50	-100.00%
<u>Fee Increases</u>				
<i>Athletics</i>	\$102.00	\$106.50	\$4.50	4.41%
<i>Child Care</i>	\$23.00	\$25.00	\$2.00	8.70%
<i>Student Center Operations</i>	\$76.00	\$77.50	\$1.50	1.97%
<i>Student Engagement</i>	\$71.50	\$77.00	\$5.50	7.69%
<i>Health and Wellness</i>	\$61.00	\$98.00	\$37.00	60.66%
<i>Fee Increases Subtotal</i>	\$333.50	\$384.00	\$50.50	15.14%
Net Fee Impacts	\$498.00	\$542.00	\$44.00	8.84%
<u>Fees Converted to Tuition</u>				
<i>Student Servicing</i>	\$36.00	\$36.00	\$0.00	0.00%
<i>Health and Wellness</i>	\$61.00	\$98.00	\$37.00	60.66%
<i>Fees Converted Subtotal</i>	\$97.00	\$134.00	\$37.00	38.14%
SLCC Total	\$4,426.00	\$4,543.45	\$117.45	2.65%

Tuition increasing 5.28%, but includes 3.41% in net neutral fee conversions



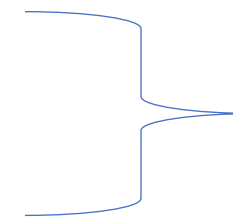
Fees decreasing by 18.07% in Total



Recreation Fee Discontinued



Fee Increase areas



Bottom line proposed increase of 2.65% is below 3.35% Guidance Threshold



Salt Lake Community College FY 2026 Commissioner Recommendation

Undergrad Resident Schedule

Institution	2024-25	2025-26	\$ Increase	% Increase
Tuition	\$3,928.00	\$4,136.63	\$208.63	5.31%
<i>Legislative Match</i>			<i>\$74.63</i>	<i>1.90%</i>
<i>General Student Fee Conversions</i>			\$134.00	3.41%
Fees	\$498.00	\$402.34	-\$95.66	-19.21%
<u>Fees Unchanged</u>				
<i>Arts and Cultural Events (ACE)</i>	\$4.00	\$4.00	\$0.00	0.00%
<i>Building Bond</i>	\$118.00	\$118.00	\$0.00	0.00%
<i>Student Servicing</i>	\$36.00	\$36.00	\$0.00	0.00%
<i>Unchanged Fees Subtotal</i>	\$158.00	\$158.00	\$0.00	0.00%
<u>Fee Decreases</u>				
<i>Recreation</i>	\$6.50	\$0.00	-\$6.50	-100.00%
<i>Fee Decreases Subtotal</i>	\$6.50	\$0.00	-\$6.50	-100.00%
<u>Fee Increases</u>				
<i>Athletics</i>	<i>\$102.00</i>	<i>\$104.55</i>	<i>\$2.55</i>	<i>2.50%</i>
<i>Child Care</i>	\$23.00	\$25.00	\$2.00	8.70%
<i>Student Center Operations</i>	\$76.00	\$77.50	\$1.50	1.97%
<i>Student Engagement</i>	<i>\$71.50</i>	<i>\$73.29</i>	<i>\$1.79</i>	<i>2.50%</i>
<i>Health and Wellness</i>	\$61.00	\$98.00	\$37.00	60.66%
<i>Fee Increases Subtotal</i>	\$333.50	\$378.34	\$44.84	13.44%
Net Fee Impacts	\$498.00	\$536.34	\$38.34	7.70%
<u>Fees Converted to Tuition</u>				
<i>Student Servicing</i>	\$36.00	\$36.00	\$0.00	0.00%
<i>Health and Wellness</i>	\$61.00	\$98.00	\$37.00	60.66%
<i>Fees Converted Subtotal</i>	\$97.00	\$134.00	\$37.00	38.14%
SLCC Total	\$4,426.00	\$4,538.97	\$112.97	2.55%

← Slight upward revision to match requirement

Recommend a 2.5% COLA increase for Athletics and Student Engagement unless further justification provided

← Commissioner Recommendation results in a 2.55% increase vs. 2.65% as requested

MOTION 1 (Option A)

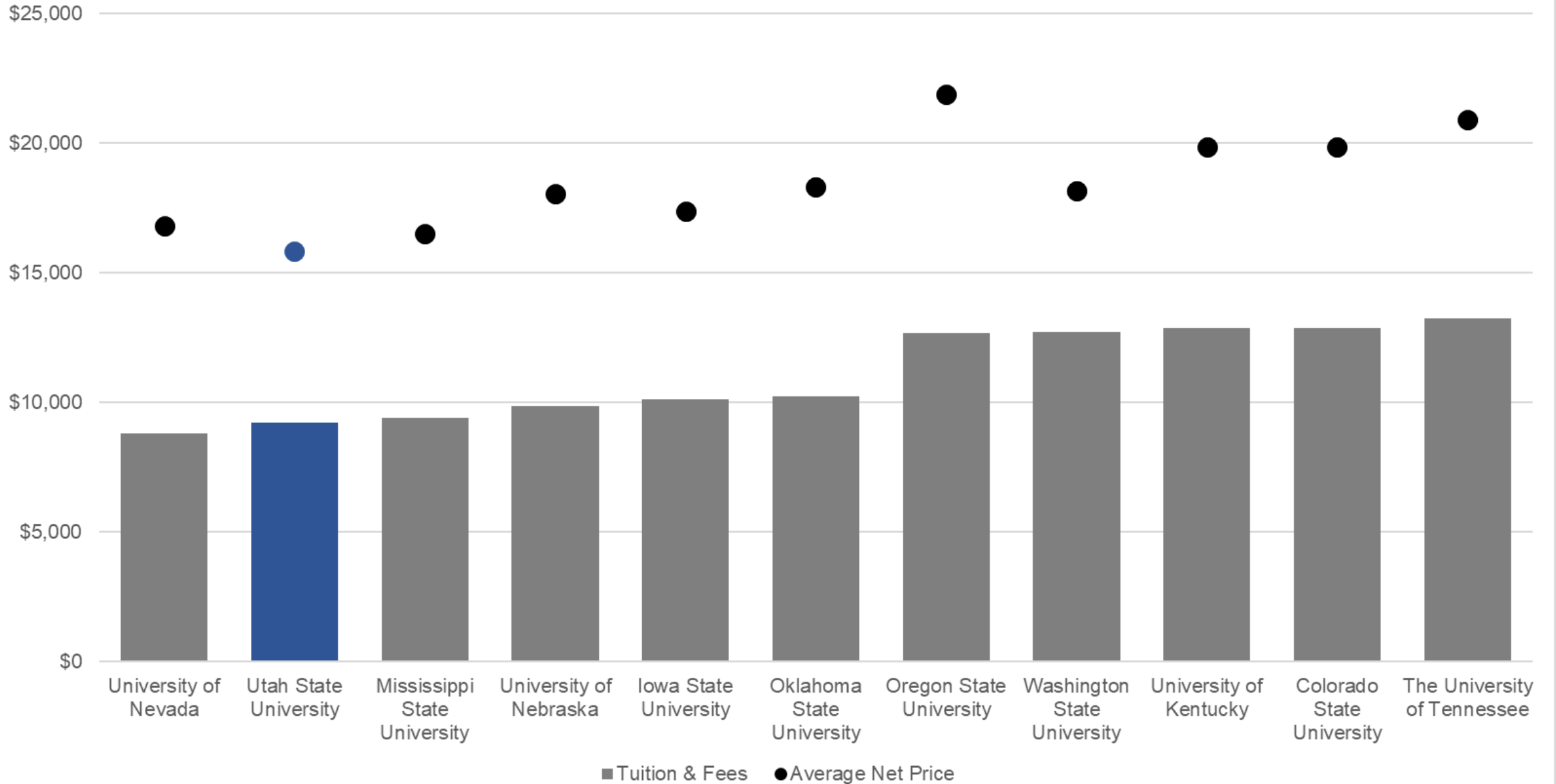
I move to approve the proposed tuition and general fee adjustments as recommended by the Salt Lake Community College Board of Trustees.

MOTION 1 (Option B)

I move to approve a $x\%$ increase in tuition, including any related general fee-to-tuition conversions, and a $x\%$ (increase/decrease) in general fees for Salt Lake Community College, resulting in a combined tuition and fee increase of $x\%$.

I further move to authorize Salt Lake Community College to work with the Commissioner to make any subsequent technical adjustments, including rounding and tuition schedule exclusions, necessary to finalize the increase prior to implementation by the institution.

Utah State University Peer Institutions: Tuition & Fees Sticker Price and Average Net Price



FY 2025 (Last Year) Tuition & Fee Increases

Utah State University

Utah State University - Requested Last Year

<u>Institution</u>	<u>2023-24</u>	<u>2024-25</u>	<u>\$ Increase</u>	<u>% Increase</u>
Tuition	\$7,387	\$7,639	\$252	3.40%
Fees	\$918	\$933	\$15	1.68%
USU Total	\$8,305	\$8,571	\$267	3.21%

UBHE Approved Last Year

<u>2024-25</u>	<u>\$ Increase</u>	<u>% Increase</u>	<u>\$ Diff</u>	<u>% Diff</u>
\$7,627	\$240	3.25%	-\$12	-0.16%
\$933	\$15	1.68%	\$0	0.00%
\$8,560	\$255	3.08%	-\$12	-0.14%

Full-Time Resident Undergraduate at Two Semesters
 Values by differ slightly from other sources due to rounding

Utah State University FY 2026 Requested

Undergrad Resident Schedule

<u>Institution</u>	<u>2024-25</u>	<u>2025-26</u>	<u>\$ Increase</u>	<u>% Increase</u>
Tuition	\$7,627.00	\$7,831.40	\$204.40	2.68%
<i>Legislative Match</i>			\$109.83	1.44%
<i>Faculty Promotion and Retention</i>			\$82.37	1.08%
<i>Base Exceptions</i>			\$12.20	0.16%
Fees	\$932.92	\$951.50	\$18.58	1.99%
<u>Fees Unchanged</u>				
<i>Athletics</i>	\$230.56	\$230.56	\$0.00	0.00%
<i>Technology</i>	\$113.44	\$113.44	\$0.00	0.00%
<i>Library</i>	\$64.02	\$64.02	\$0.00	0.00%
<i>Unchanged Fees Subtotal</i>	\$408.02	\$408.02	\$0.00	0.00%
<u>Fee Decreases</u>				
<i>Building Support</i>	\$311.92	\$284.56	-\$27.36	-8.77%
<i>Fee Decreases Subtotal</i>	\$311.92	\$284.56	-\$27.36	-8.77%
<u>Fee Increases</u>				
<i>Student Activity/Support</i>	\$75.24	\$76.10	\$0.86	1.14%
<i>Transportation</i>	\$41.08	\$44.54	\$3.46	8.42%
<i>Campus Recreation</i>	\$75.40	\$104.32	\$28.92	38.36%
<i>Music & Theater</i>	\$21.26	\$27.96	\$6.70	31.51%
<i>Student Nutrition Access Center</i>	\$0.00	\$6.00	\$6.00	N/A
<i>Fee Increases Subtotal</i>	\$212.98	\$258.92	\$45.94	21.57%
Net Fee Impacts	\$932.92	\$951.50	\$18.58	1.99%
<u>Fees Converted to Tuition</u>				
<i>Fees Converted Subtotal</i>	\$0.00	\$0.00	\$0.00	0.00%
USU Total	\$8,559.92	\$8,782.90	\$222.98	2.60%

← Tuition increasing 2.68%

← Fees increasing by 1.99%

← Properly Assigning Building Support Fees to Campus Rec

Fee Increase Areas

← Establishing new Food Pantry Fee

Bottom line proposed increase of 2.60% is below 2.94% Guidance Threshold

Utah State University FY 2026 Commissioner Recommendation

Undergrad Resident Schedule

<u>Institution</u>	<u>2024-25</u>	<u>2025-26</u>	<u>\$ Increase</u>	<u>% Increase</u>
Tuition	\$7,627.00	\$7,831.40	\$204.40	2.68%
<i>Legislative Match</i>			\$109.83	1.44%
<i>Faculty Promotion and Retention</i>			\$82.37	1.08%
<i>Base Exceptions</i>			\$12.20	0.16%
Fees	\$932.92	\$939.33	\$6.41	0.69%
<u>Fees Unchanged</u>				
<i>Athletics</i>	\$230.56	\$230.56	\$0.00	0.00%
<i>Technology</i>	\$113.44	\$113.44	\$0.00	0.00%
<i>Library</i>	\$64.02	\$64.02	\$0.00	0.00%
<i>Unchanged Fees Subtotal</i>	\$408.02	\$408.02	\$0.00	0.00%
<u>Fee Decreases</u>				
<i>Building Support</i>	\$311.92	\$284.56	-\$27.36	-8.77%
<i>Fee Decreases Subtotal</i>	\$311.92	\$284.56	-\$27.36	-8.77%
<u>Fee Increases</u>				
<i>Student Activity/Support</i>	\$75.24	\$76.10	\$0.86	1.14%
<i>Transportation</i>	\$41.08	\$44.54	\$3.46	8.42%
<i>Campus Recreation</i>	\$75.40	\$104.32	\$28.92	38.36%
<i>Music & Theater</i>	\$21.26	\$21.79	\$0.53	2.50%
<i>Student Nutrition Access Center</i>	\$0.00	\$0.00	\$0.00	N/A
<i>Fee Increases Subtotal</i>	\$212.98	\$246.75	\$33.77	15.86%
Net Fee Impacts	\$932.92	\$939.33	\$6.41	0.69%
<u>Fees Converted to Tuition</u>				
<i>Fees Converted Subtotal</i>	\$0.00	\$0.00	\$0.00	0.00%
USU Total	\$8,559.92	\$8,770.74	\$210.82	2.46%

Recommend a 2.5% COLA increase for Music & Theater unless further justification provided

Do not recommend new Food Pantry Fee unless further justification provided

Commissioner Recommendation results in a 2.46% increase vs. 2.60% as requested

MOTION 1 (Option A)

I move to approve the proposed tuition and general fee adjustments as recommended by the Utah State University Board of Trustees.

MOTION 1 (Option B)

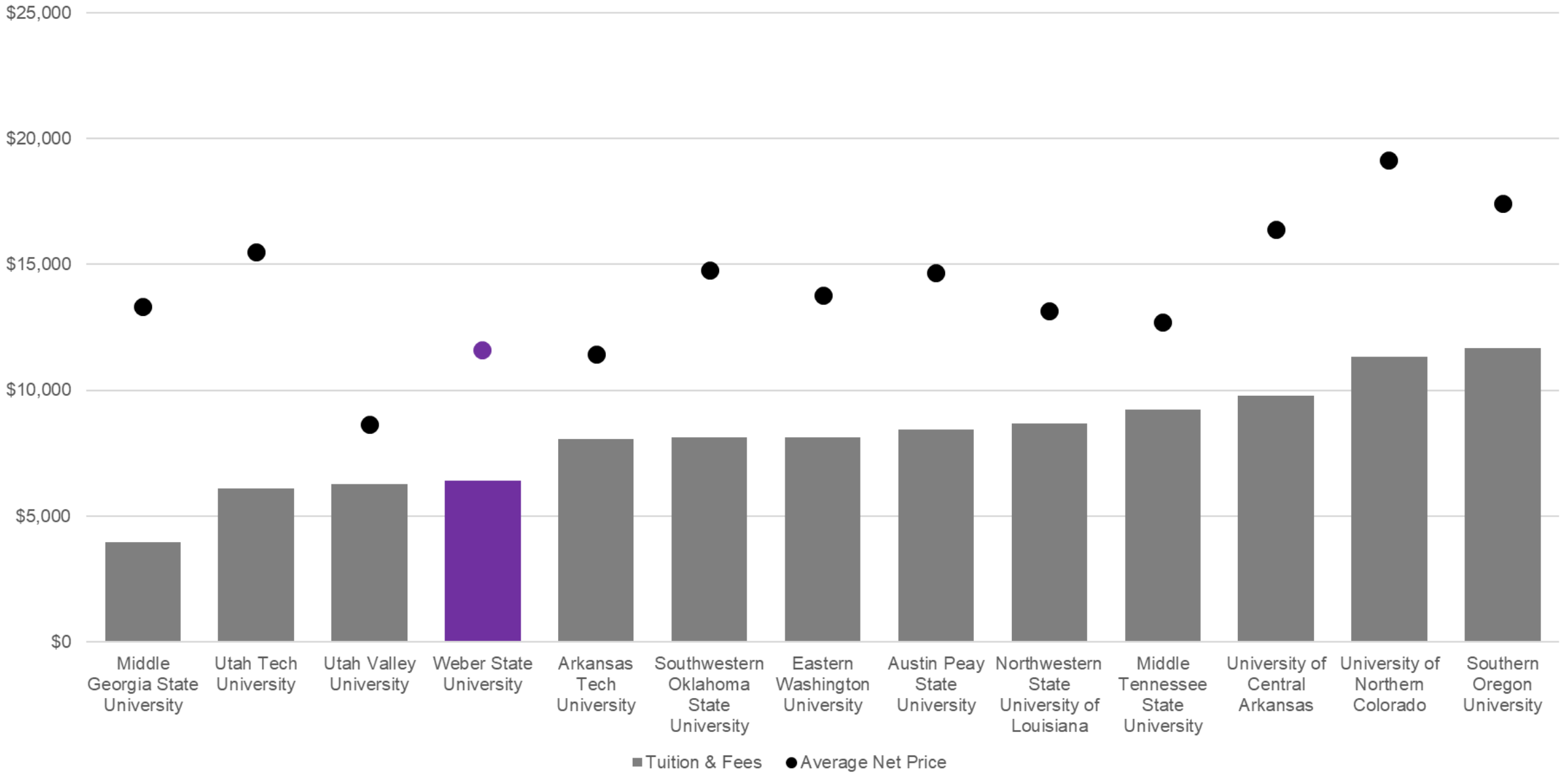
I move to approve a $x\%$ increase in tuition, including any related general fee-to-tuition conversions, and a $x\%$ (increase/decrease) in general fees for Utah State University, resulting in a combined tuition and fee increase of $x\%$.

I further move to authorize Utah State University to work with the Commissioner to make any subsequent technical adjustments, including rounding and tuition schedule exclusions, necessary to finalize the increase prior to implementation by the institution.

MOTION 2

I move to direct the Commissioner's Office to develop a Board policy that outlines the criteria necessary for imposing an institutional food pantry services general fee, including requirements for public benefit and community engagement.

Weber State University Peer Institutions: Tuition & Fees Sticker Price and Average Net Price



FY 2025 (Last Year) Tuition & Fee Increases Weber State University

Weber State University - Requested Last Year

<u>Institution</u>	<u>2023-24</u>	<u>2024-25</u>	<u>\$ Increase</u>	<u>% Increase</u>
Tuition	\$5,471	\$5,621	\$150	2.75%
Fees	\$920	\$936	\$16	1.75%
WSU Total	\$6,391	\$6,557	\$167	2.61%

UBHE Approved Last Year

<u>2024-25</u>	<u>\$ Increase</u>	<u>% Increase</u>	<u>\$ Diff</u>	<u>% Diff</u>
\$5,621	\$150	2.75%	\$0	0.00%
\$936	\$16	1.75%	\$0	0.00%
\$6,557	\$167	2.61%	\$0	0.00%

Full-Time Resident Undergraduate at Two Semesters
Values by differ slightly from other sources due to rounding


Weber State University FY 2026 Requested

Undergrad Resident Schedule

<u>Institution</u>	<u>2024-25</u>	<u>2025-26</u>	<u>\$ Increase</u>	<u>% Increase</u>
Tuition - Full-Time ≤ 59 Credit Hours Completed	\$5,621.26	\$5,768.44	\$147.18	2.62%
<i>General Student Fee Conversions</i>			\$147.18	2.62%
Tuition - Full-Time ≥ 60 Credit Hours Completed	\$5,621.26	\$5,904.04	\$282.78	5.03%
<i>Legislative Match</i>			\$73.64	1.31%
<i>Technology/Cybersecurity/Other Compensation</i>			\$61.96	1.10%
<i>General Student Fee Conversions</i>			\$147.18	2.62%
Fees	\$935.98	\$788.80	-\$147.18	-15.72%
<u>Fees Unchanged</u>				
<i>Activity</i>	\$273.76	\$273.76	\$0.00	0.00%
<i>Athletic</i>	\$147.30	\$147.30	\$0.00	0.00%
<i>Building</i>	\$246.14	\$246.14	\$0.00	0.00%
<i>ID Card/Student Support</i>	\$19.00	\$19.00	\$0.00	0.00%
<i>Medical</i>	\$56.86	\$56.86	\$0.00	0.00%
<i>Recreation</i>	\$94.32	\$94.32	\$0.00	0.00%
<i>Transportation</i>	\$13.50	\$13.50	\$0.00	0.00%
<i>Union Building</i>	\$85.10	\$85.10	\$0.00	0.00%
<i>Unchanged Fees Subtotal</i>	\$935.98	\$935.98	\$0.00	0.00%
<u>Fee Decreases</u>				
<i>Fee Decreases Subtotal</i>	\$0.00	\$0.00	\$0.00	0.00%
<u>Fee Increases</u>				
<i>Fee Increases Subtotal</i>	\$0.00	\$0.00	\$0.00	0.00%
Net Fee Impacts	\$935.98	\$935.98	\$0.00	0.00%
<u>Fees Converted to Tuition</u>				
<i>Activity Fee Portion Converted to Tuition</i>	\$90.32	\$90.32	\$0.00	0.00%
<i>Medical</i>	\$56.86	\$56.86	\$0.00	0.00%
<i>Fees Converted Subtotal</i>	\$147.18	\$147.18	\$0.00	0.00%
WSU Total - Full-Time ≤ 59 Credit Hours Completed	\$6,557.24	\$6,557.24	\$0.00	0.00%
WSU Total - Full-Time ≥ 60 Credit Hours Completed	\$6,557.24	\$6,692.84	\$135.60	2.07%
WSU Weighted Average Total	\$6,557.24	\$6,625.04	\$67.80	1.03%



Introducing bifurcated tuition schedule to recognize community college education mission. Combined tuition & fees not increasing for full-time students with fewer than 60 credit hours



Fees decreasing by 15.72% in Total due to conversions to tuition



Bottom line proposed increase of 1.03% is below 2.81% Guidance Threshold

Weber State University FY 2026 Commissioner Recommendation

Undergrad Resident Schedule

<u>Institution</u>	<u>2024-25</u>	<u>2025-26</u>	<u>\$ Increase</u>	<u>% Increase</u>
Tuition - Full-Time ≤ 59 Credit Hours Completed	\$5,621.26	\$5,768.44	\$147.18	2.62%
<i>General Student Fee Conversions</i>			\$147.18	2.62%
Tuition - Full-Time ≥ 60 Credit Hours Completed	\$5,621.26	\$5,904.04	\$282.78	5.03%
<i>Legislative Match</i>			\$73.64	1.31%
<i>Technology/Cybersecurity/Other Compensation</i>			\$61.96	1.10%
<i>General Student Fee Conversions</i>			\$147.18	2.62%
Fees	\$935.98	\$788.80	-\$147.18	-15.72%
<u>Fees Unchanged</u>				
<i>Activity</i>	\$273.76	\$273.76	\$0.00	0.00%
<i>Athletic</i>	\$147.30	\$147.30	\$0.00	0.00%
<i>Building</i>	\$246.14	\$246.14	\$0.00	0.00%
<i>ID Card/Student Support</i>	\$19.00	\$19.00	\$0.00	0.00%
<i>Medical</i>	\$56.86	\$56.86	\$0.00	0.00%
<i>Recreation</i>	\$94.32	\$94.32	\$0.00	0.00%
<i>Transportation</i>	\$13.50	\$13.50	\$0.00	0.00%
<i>Union Building</i>	\$85.10	\$85.10	\$0.00	0.00%
<i>Unchanged Fees Subtotal</i>	\$935.98	\$935.98	\$0.00	0.00%
<u>Fee Decreases</u>				
<i>Fee Decreases Subtotal</i>	\$0.00	\$0.00	\$0.00	0.00%
<u>Fee Increases</u>				
<i>Fee Increases Subtotal</i>	\$0.00	\$0.00	\$0.00	0.00%
Net Fee Impacts	\$935.98	\$935.98	\$0.00	0.00%
<u>Fees Converted to Tuition</u>				
<i>Activity Fee Portion Converted to Tuition</i>	\$90.32	\$90.32	\$0.00	0.00%
<i>Medical</i>	\$56.86	\$56.86	\$0.00	0.00%
<i>Fees Converted Subtotal</i>	\$147.18	\$147.18	\$0.00	0.00%
WSU Total - Full-Time ≤ 59 Credit Hours Completed	\$6,557.24	\$6,557.24	\$0.00	0.00%
WSU Total - Full-Time ≥ 60 Credit Hours Completed	\$6,557.24	\$6,692.84	\$135.60	2.07%
WSU Weighted Average Total	\$6,557.24	\$6,625.04	\$67.80	1.03%

**Commissioner's
Recommendation is to
approve as requested.**

MOTION 1 (Option A)

I move to approve the proposed tuition and general fee adjustments as recommended by the Weber State University Board of Trustees.

MOTION 1 (Option B)

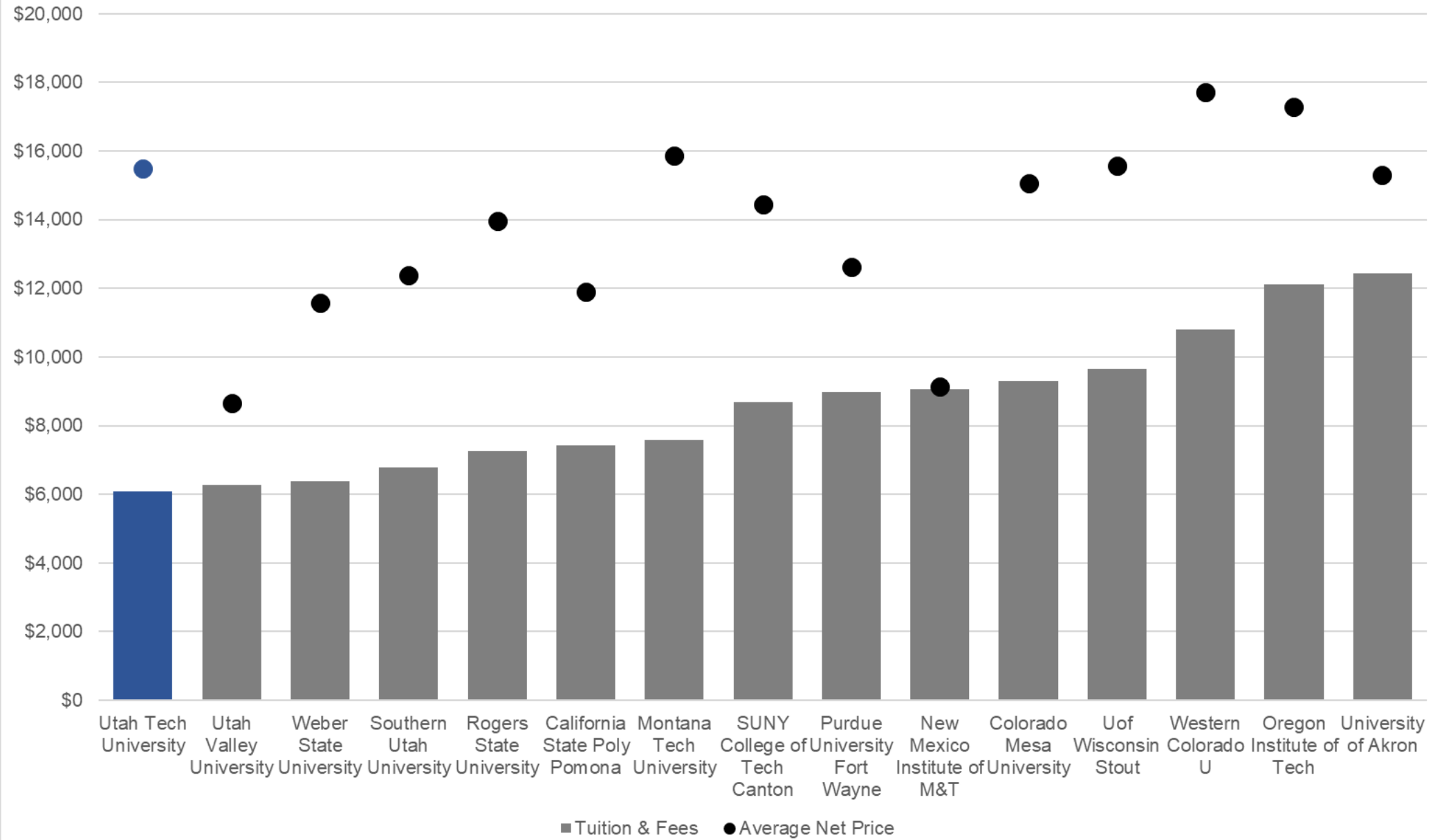
I move to approve a $x\%$ increase in tuition, including any related general fee-to-tuition conversions, and a $x\%$ (increase/decrease) in general fees for Weber State University, resulting in a combined tuition and fee increase of $x\%$.

I further move to authorize Weber State University to work with the Commissioner to make any subsequent technical adjustments, including rounding and tuition schedule exclusions, necessary to finalize the increase prior to implementation by the institution.

MOTION 2

I move to approve the proposed differential tuition schedule as recommended by the Weber State University Board of Trustees.

Utah Tech University Peer Institutions: Tuition & Fees Sticker Price and Average Net Price



FY 2025 (Last Year) Tuition & Fee Increases

Utah Tech University

Utah Tech University - Requested Last Year

<u>Institution</u>	<u>2023-24</u>	<u>2024-25</u>	<u>\$ Increase</u>	<u>% Increase</u>
Tuition	\$5,267	\$5,451	\$184	3.50%
Fees	\$808	\$872	\$64	7.92%
UT Total	\$6,075	\$6,323	\$248	4.09%

UBHE Approved Last Year

<u>2024-25</u>	<u>\$ Increase</u>	<u>% Increase</u>	<u>\$ Diff</u>	<u>% Diff</u>
\$5,435	\$168	3.20%	-\$16	-0.30%
\$872	\$64	7.92%	\$0	0.00%
\$6,307	\$232	3.82%	-\$16	-0.27%

Full-Time Resident Undergraduate at Two Semesters
 Values by differ slightly from other sources due to rounding

Utah Tech University FY 2026 Requested

Undergrad Resident Schedule

<u>Institution</u>	<u>2024-25</u>	<u>2025-26</u>	<u>\$ Increase</u>	<u>% Increase</u>
Tuition	\$5,435.00	\$5,568.31	\$133.31	2.45%
<i>Legislative Match</i>			\$74.46	1.37%
<i>Faculty Promotion and Retention</i>			\$30.98	0.57%
<i>Part-Time Faculty Compensation</i>			\$23.37	0.43%
<i>General Student Fee Conversions</i>			\$4.50	0.08%
Fees	\$872.00	\$916.00	\$44.00	5.05%
<u>Fees Unchanged</u>				
<i>Athletic Bands</i>	\$6.00	\$6.00	\$0.00	0.00%
<i>Health and Wellness Center</i>	\$56.50	\$56.50	\$0.00	0.00%
<i>Institute of Politics and Public Affairs</i>	\$4.50	\$4.50	\$0.00	0.00%
<i>Student Building Fee - Existing</i>	\$253.50	\$253.50	\$0.00	0.00%
<i>Unchanged Fees Subtotal</i>	\$320.50	\$320.50	\$0.00	0.00%
<u>Fee Decreases</u>				
<i>Athletics</i>	\$204.00	\$203.00	-\$1.00	-0.49%
<i>Student Inclusion</i>	\$13.00	\$0.00	-\$13.00	-100.00%
<i>Fee Decreases Subtotal</i>	\$217.00	\$203.00	-\$14.00	-6.45%
<u>Fee Increases</u>				
<i>Student Involvement</i>	\$53.00	\$54.50	\$1.50	2.83%
<i>Student Union Building - New</i>	\$54.00	\$98.00	\$44.00	81.48%
<i>Recreation/Intramurals/Fitness</i>	\$80.00	\$81.00	\$1.00	1.25%
<i>Student Center Operations</i>	\$62.50	\$63.50	\$1.00	1.60%
<i>Student Government</i>	\$85.00	\$93.00	\$8.00	9.41%
<i>Student Resource Fee</i>	\$0.00	\$7.00	\$7.00	N/A
<i>Fee Increases Subtotal</i>	\$334.50	\$397.00	\$62.50	18.68%
Net Fee Impacts	\$872.00	\$920.50	\$48.50	5.56%
<u>Fees Converted to Tuition</u>				
<i>Institute of Politics and Public Affairs</i>	\$4.50	\$4.50	\$0.00	0.00%
<i>Fees Converted Subtotal</i>	\$4.50	\$4.50	\$0.00	0.00%
UT Total	\$6,307.00	\$6,484.31	\$177.31	2.81%

Tuition increasing 2.45%, but includes 0.08% in net neutral fee conversions

Fee increases primarily driven by multi-year new student union financing plan

Fee Increase areas, including new Student Resource Fee

Bottom line proposed increase of 2.81% is below 2.87% Guidance Threshold

Utah Tech University FY 2026 Commissioner Recommendation

Undergrad Resident Schedule

Institution	2024-25	2025-26	\$ Increase	% Increase
Tuition	\$5,435.00	\$5,568.31	\$133.31	2.45%
<i>Legislative Match</i>			\$74.46	1.37%
<i>Faculty Promotion and Retention</i>			\$30.98	0.57%
<i>Part-Time Faculty Compensation</i>			\$23.37	0.43%
<i>General Student Fee Conversions</i>			\$4.50	0.08%
Fees	\$872.00	\$906.45	\$34.45	3.95%
<u>Fees Unchanged</u>				
<i>Athletic Bands</i>	\$6.00	\$6.00	\$0.00	0.00%
<i>Health and Wellness Center</i>	\$56.50	\$56.50	\$0.00	0.00%
<i>Institute of Politics and Public Affairs</i>	\$4.50	\$4.50	\$0.00	0.00%
<i>Student Building Fee - Existing</i>	\$253.50	\$253.50	\$0.00	0.00%
<i>Unchanged Fees Subtotal</i>	\$320.50	\$320.50	\$0.00	0.00%
<u>Fee Decreases</u>				
<i>Athletics</i>	\$204.00	\$203.00	-\$1.00	-0.49%
<i>Student Inclusion</i>	\$13.00	\$0.00	-\$13.00	-100.00%
<i>Fee Decreases Subtotal</i>	\$217.00	\$203.00	-\$14.00	-6.45%
<u>Fee Increases</u>				
<i>Student Involvement</i>	\$53.00	\$54.33	\$1.33	2.50%
<i>Student Union Building - New</i>	\$54.00	\$98.00	\$44.00	81.48%
<i>Recreation/Intramurals/Fitness</i>	\$80.00	\$81.00	\$1.00	1.25%
<i>Student Center Operations</i>	\$62.50	\$63.50	\$1.00	1.60%
<i>Student Government</i>	\$85.00	\$87.13	\$2.12	2.50%
<i>Student Resource Fee</i>	\$0.00	\$3.50	\$3.50	N/A
<i>Fee Increases Subtotal</i>	\$334.50	\$387.45	\$52.95	15.83%
Net Fee Impacts	\$872.00	\$910.95	\$38.95	4.47%
<u>Fees Converted to Tuition</u>				
<i>Institute of Politics and Public Affairs</i>	\$4.50	\$4.50	\$0.00	0.00%
<i>Fees Converted Subtotal</i>	\$4.50	\$4.50	\$0.00	0.00%
UT Total	\$6,307.00	\$6,474.76	\$167.76	2.66%

Recommend a 2.5% COLA increase for Student Involvement and Student Government unless further justification provided

New Student Resource Fee Recommended at \$3.50 unless food pantry portion disaggregated

Commissioner Recommendation results in a 2.66% increase vs. 2.81% as requested

MOTION 1 (Option A)

I move to approve the proposed tuition and general fee adjustments as recommended by the Utah Tech University Board of Trustees.

MOTION 1 (Option B)

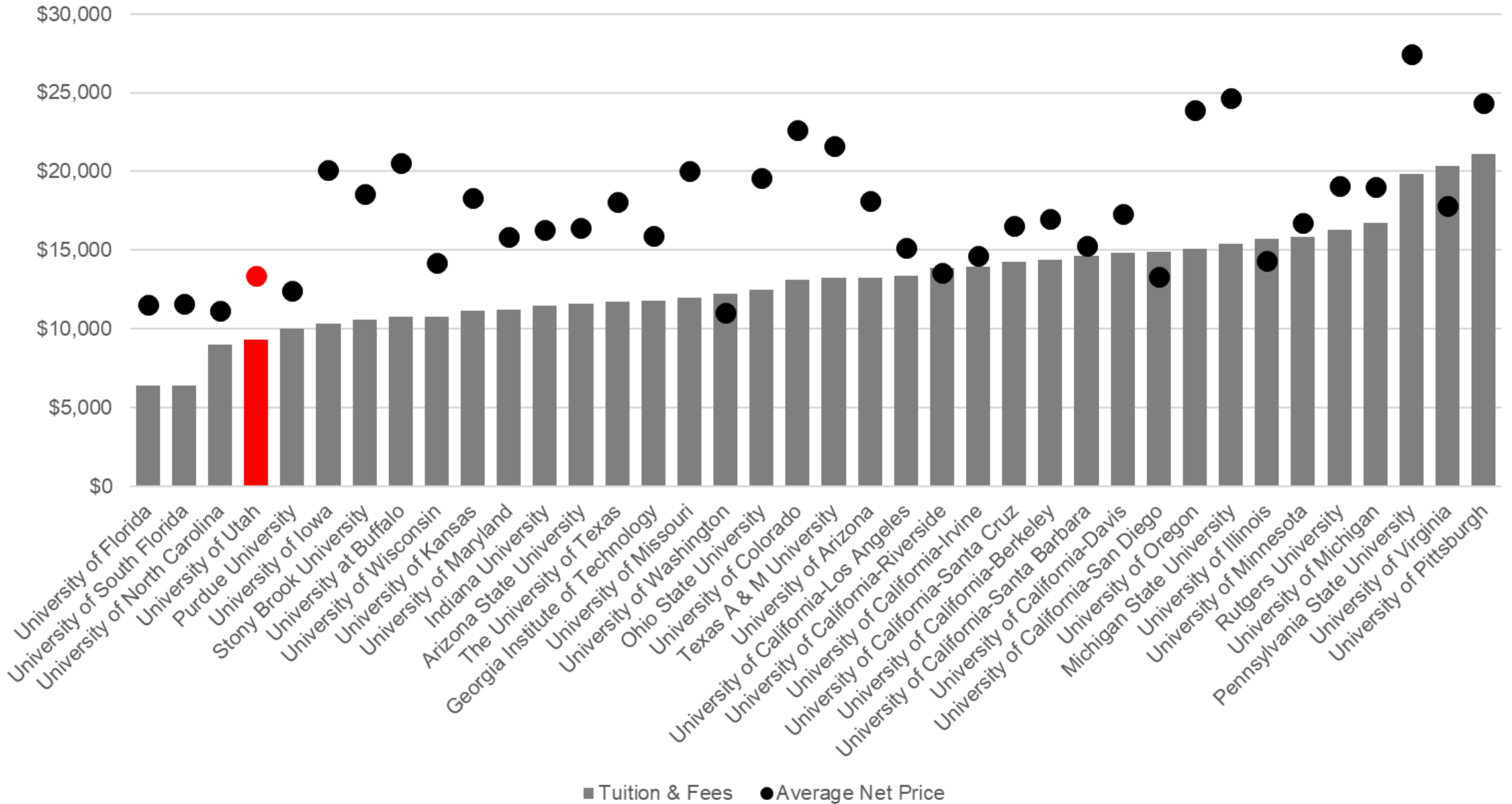
I move to approve a $x\%$ increase in tuition, including any related general fee-to-tuition conversions, and a $x\%$ (increase/decrease) in general fees for Utah Tech University, resulting in a combined tuition and fee increase of $x\%$.

I further move to authorize Utah Tech University to work with the Commissioner to make any subsequent technical adjustments, including rounding and tuition schedule exclusions, necessary to finalize the increase prior to implementation by the institution.

MOTION 2

I move to approve the proposed differential tuition schedule as recommended by the Utah Tech University Board of Trustees.

University of Utah Peer Institutions: Tuition & Fees Sticker Price and Average Net Price



FY 2025 (Last Year) Tuition & Fee Increases

University of Utah

<u>University of Utah - Requested Last Year</u>				
<u>Institution</u>	<u>2023-24</u>	<u>2024-25</u>	<u>\$ Increase</u>	<u>% Increase</u>
Tuition	\$9,103	\$9,421	\$319	3.50%
Fees	\$1,184	\$1,203	\$20	1.65%
UU Total¹	\$10,287	\$10,624	\$338	3.28%

<u>UBHE Approved Last Year</u>				
<u>2024-25</u>	<u>\$ Increase</u>	<u>% Increase</u>	<u>\$ Diff</u>	<u>% Diff</u>
\$9,421	\$319	3.50%	\$0	0.00%
\$1,203	\$20	1.65%	\$0	0.00%
\$10,624	\$338	3.28%	\$0	0.00%

1) Effective increase of 2.92% when including student success fee conversion
 Full-Time Resident Undergraduate at Two Semesters
 Values by differ slightly from other sources due to rounding

University of Utah FY 2026 Requested

Undergrad Resident Schedule

Institution	2024-25	2025-26	\$ Increase	% Increase
Tuition	\$9,421.00	\$9,738.42	\$317.42	3.37%
<i>Legislative Match</i>			\$79.95	0.85%
<i>Faculty Promotion and Retention</i>			\$42.39	0.45%
<i>Employee Benefit Inflation</i>			\$83.85	0.89%
<i>General Student Fee Conversions</i>			\$111.23	1.58%
Fees	\$1,203.28	\$1,109.48	-\$93.80	-7.80%
<u>Fees Unchanged</u>				
<i>Athletics</i>	\$165.38	\$165.38	\$0.00	0.00%
<i>Building</i>	\$238.48	\$238.48	\$0.00	0.00%
<i>Campus Connect</i>	\$4.00	\$4.00	\$0.00	0.00%
<i>Computing</i>	\$238.90	\$238.90	\$0.00	0.00%
<i>Fine Arts</i>	\$37.00	\$37.00	\$0.00	0.00%
<i>Gardner Commons</i>	\$90.00	\$90.00	\$0.00	0.00%
<i>Publication Council</i>	\$18.00	\$18.00	\$0.00	0.00%
<i>Recreation</i>	\$37.62	\$37.62	\$0.00	0.00%
<i>Student Life Center</i>	\$120.00	\$120.00	\$0.00	0.00%
<i>Transportation</i>	\$116.70	\$116.70	\$0.00	0.00%
Unchanged Fees Subtotal	\$1,066.08	\$1,066.08	\$0.00	0.00%
<u>Fee Decreases</u>				
<i>Sustainability</i>	\$5.00	\$0.00	-\$5.00	-100.00%
Fee Decreases Subtotal	\$5.00	\$0.00	-\$5.00	-100.00%
<u>Fee Increases</u>				
<i>ASUU</i>	\$46.24	\$47.40	\$1.16	2.50%
<i>Health</i>	\$49.96	\$59.96	\$10.00	20.02%
<i>Mental Health</i>	\$36.00	\$42.00	\$6.00	16.67%
Fee Increases Subtotal	\$132.20	\$149.36	\$17.16	12.98%
Net Fee Impacts	\$1,203.28	\$1,215.44	\$12.16	1.01%
<u>Fees Converted to Tuition</u>				
<i>Health</i>	\$49.96	\$59.96	\$10.00	20.02%
<i>Mental Health</i>	\$36.00	\$42.00	\$6.00	16.67%
<i>Campus Connect</i>	\$4.00	\$4.00	\$0.00	0.00%
Fees Converted Subtotal	\$89.96	\$105.96	\$16.00	17.79%
UU Total	\$10,624.28	\$10,847.90	\$223.62	2.10%

Tuition increasing 3.37%, but includes 1.58% in net neutral fee conversions

Fees decreasing by 7.80% in Total

Eliminating Sustainability Fee

Fee Increase Areas

Increasing fees by 1.01% before conversions

Bottom line proposed increase of 2.10% is below 2.35% Guidance Threshold

University of Utah FY 2026 Commissioner Recommendation

Undergrad Resident Schedule

Institution	2024-25	2025-26	\$ Increase	% Increase
Tuition	\$9,421.00	\$9,738.42	\$317.42	3.37%
<i>Legislative Match</i>			\$79.95	0.85%
<i>Faculty Promotion and Retention</i>			\$42.39	0.45%
<i>Employee Benefit Inflation</i>			\$83.85	0.89%
<i>General Student Fee Conversions</i>			\$111.23	1.58%
Fees	\$1,203.28	\$1,109.48	-\$93.80	-7.80%
<u>Fees Unchanged</u>				
<i>Athletics</i>	\$165.38	\$165.38	\$0.00	0.00%
<i>Building</i>	\$238.48	\$238.48	\$0.00	0.00%
<i>Campus Connect</i>	\$4.00	\$4.00	\$0.00	0.00%
<i>Computing</i>	\$238.90	\$238.90	\$0.00	0.00%
<i>Fine Arts</i>	\$37.00	\$37.00	\$0.00	0.00%
<i>Gardner Commons</i>	\$90.00	\$90.00	\$0.00	0.00%
<i>Publication Council</i>	\$18.00	\$18.00	\$0.00	0.00%
<i>Recreation</i>	\$37.62	\$37.62	\$0.00	0.00%
<i>Student Life Center</i>	\$120.00	\$120.00	\$0.00	0.00%
<i>Transportation</i>	\$116.70	\$116.70	\$0.00	0.00%
<i>Unchanged Fees Subtotal</i>	\$1,066.08	\$1,066.08	\$0.00	0.00%
<u>Fee Decreases</u>				
<i>Sustainability</i>	\$5.00	\$0.00	-\$5.00	-100.00%
<i>Fee Decreases Subtotal</i>	\$5.00	\$0.00	-\$5.00	-100.00%
<u>Fee Increases</u>				
<i>ASUU</i>	\$46.24	\$47.40	\$1.16	2.50%
<i>Health</i>	\$49.96	\$59.96	\$10.00	20.02%
<i>Mental Health</i>	\$36.00	\$42.00	\$6.00	16.67%
<i>Fee Increases Subtotal</i>	\$132.20	\$149.36	\$17.16	12.98%
Net Fee Impacts	\$1,203.28	\$1,215.44	\$12.16	1.01%
<u>Fees Converted to Tuition</u>				
<i>Health</i>	\$49.96	\$59.96	\$10.00	20.02%
<i>Mental Health</i>	\$36.00	\$42.00	\$6.00	16.67%
<i>Campus Connect</i>	\$4.00	\$4.00	\$0.00	0.00%
<i>Fees Converted Subtotal</i>	\$89.96	\$105.96	\$16.00	17.79%
UU Total	\$10,624.28	\$10,847.90	\$223.62	2.10%

**Commissioner's
Recommendation is to
approve as requested.**

MOTION 1 (Option A)

I move to approve the proposed tuition and general fee adjustments as recommended by the University of Utah Board of Trustees.

MOTION 1 (Option B)

I move to approve a $x\%$ increase in tuition, including any related general fee-to-tuition conversions, and a $x\%$ (increase/decrease) in general fees for the University of Utah, resulting in a combined tuition and fee increase of $x\%$.

I further move to authorize the University of Utah to work with the Commissioner to make any subsequent technical adjustments, including rounding and tuition schedule exclusions, necessary to finalize the increase prior to implementation by the institution.

MOTION 2

I move to approve the proposed differential tuition schedule as recommended by the University of Utah Board of Trustees.



UTAH SYSTEM OF
HIGHER EDUCATION