

Tuition and Fee Proposals 2025-2026



UtahStateUniversity

March 28, 2025

Tuition and Fee Hearings and Meetings

Tuition Proposal

Feb 19: Student Tuition Review Committee

Feb 25: USUSA Executive Council

Mar 4: Truth-in-Tuition

Mar 17: USU Board of Trustees

Mar 28: Utah Board of Higher Education

Student Fee Proposal

Jan 15: Student Fee Advisory Board

Jan 22: Student Fee Advisory Board

Feb 25: USUSA Executive Council

Mar 4: Student Fee Hearing

Mar 17: USU Board of Trustees

Mar 28: Utah Board of Higher Education

Overview of Requests

Logan Campus

	Current Tuition and Fees	Proposed Adjustments				Proposed Tuition and Fee Increase % Change	
		Tuition		Student Fees			
		\$	%	\$	%		
Undergraduate Resident	\$8,559.56	\$204.39	2.68%	\$18.58	1.99%	\$222.97	2.6%
Undergraduate Non-Resident	24,992.70	644.80	2.68%	18.58	1.99%	663.38	2.7%
Graduate Resident	8,573.80	204.78	2.68%	18.58	1.99%	223.36	2.6%
Graduate Non-Resident	27,149.80	702.61	2.68%	18.58	1.99%	721.19	2.7%

Undergraduate: Academic year, 15 credit hours 2 semesters

Graduate: Academic year, 10 credit hours 2 semesters

Overview of Requests

Statewide Campuses

	Current Tuition and Fees	Proposed Adjustments				Proposed Tuition and Fee Increase % Change	
		Tuition		Student Fees			
		\$	%	\$	%		
Undergraduate Resident	\$8,559.56	\$204.39	2.68%	0	0%	\$204.39	2.4%
Undergraduate Non-Resident	24,992.70	644.80	2.68%	0	0%	644.80	2.6%
Graduate Resident	8,573.80	204.78	2.68%	0	0%	204.78	2.4%
Graduate Non-Resident	27,149.80	702.61	2.68%	0	0%	702.61	2.6%
Eastern, Blanding, Moab ≤ 65 credits, Resident	4,785.58	114.42	2.68%	0	0%	114.42	2.4%
Eastern, Blanding, Moab ≤ 65 credits, Non-Resident	12,811.42	329.51	2.68%	0	0%	329.51	2.6%

Undergraduate: Academic year, 15 credit hours 2 semesters

Graduate: Academic year, 10 credit hours 2 semesters

General Student Fees Recommendation

Overview of General Student Fees Logan Campus

Fee Description	Current Fee	Fee Request	\$ Change	% Change
Activity	\$75.24	\$76.10	\$0.86	1.1%
Building	311.92	284.56	-27.36	-8.8%
Athletics	230.56	230.56	0.00	0.0%
Aggie Shuttle	41.08	44.54	3.46	8.4%
Technology	113.44	113.44	0.00	0.0%
Campus Recreation	75.40	104.32	28.92	38.4%
Library	64.02	64.02	0.00	0.0%
Music & Theater	21.26	27.96	6.70	31.5%
Student Nutrition Access Center	New	6.00	6.00	New
TOTAL	\$932.92	\$951.50	\$18.58	1.99%

Academic year, 12 credit hours 2 semesters

Fee Increase: 1.99%

Logan Campus

	Current	Fee Board	Reallocation	Compensation	Proposed	
					Rate	%
Activity	\$75.24			\$0.86	\$76.10	1.1%
Building	311.92		-\$27.36		284.56	-8.8%
Athletics	230.56				230.56	0.0%
Aggie Shuttle	41.08	\$3.46			44.54	8.4%
Technology	113.44				113.44	0.0%
Campus Recreation	75.40		27.36	1.56	104.32	38.4%
Library	64.02				64.02	0.0%
Music & Theater	21.26	6.60		0.10	27.96	31.5%
Student Nutrition Access Center	New	6.00			6.00	New
TOTAL	\$932.92	\$16.06	\$0.00	\$2.52	\$951.50	1.99%

Academic year, 12 credit hours 2 semesters

Student Fee Recommendations

- Supported by USU student leadership.
- Minimal increase of 1.99% for Logan campus.
- No increase to Statewide campuses.
- Proposed uses of increased fees:
 - AGGIE SHUTTLE: Replacing aging buses with transit-style “low floor” buses;
 - MUSIC & THEATER: Addressing event and production inflationary costs.
- Students approved a new fee for the Student Nutrition Access Center.

2025-26 Tuition Recommendation

Tuition Increase Allocations

Legislative Match Requirement 1.60%

Faculty Promotion and Tenure 1.08%

TOTAL 2.68%



Proposed Adjustments to Tuition

	Current Tuition	\$ Increase Legislative Match	% Increase Legislative Match	\$ Increase Institution Request	% Increase Institution Request	Proposed Tuition
Undergraduate Resident	\$7,626.64	\$122.03	1.60%	\$82.37	1.08%	\$7,831.04
Undergraduate Non-Resident	24,059.78	384.96	1.60%	259.85	1.08%	24,704.59
Graduate Resident	7,640.88	122.25	1.60%	82.52	1.08%	7,845.65
Graduate Non-Resident	26,216.88	419.47	1.60%	283.14	1.08%	26,919.49
Technical Education	\$95 per SCH			No change recommended		

Undergraduate: Academic Year, 15 credit hours per semester

Graduate: Academic Year, 10 credit hours per semester

Detail of Institutional Requests (R-4B Form)

Faculty Promotion and Tenure

- Two opportunities throughout career for rank advancement
 - Assistant to Associate Professor
 - Associate to Full Professor
- Critical to recruiting and retaining faculty
- Student outcomes positively impacted

Undergraduate Tuition (per semester)

Credit Hour	Resident		Non-Resident	
	Current	Proposed	Current	Proposed
1	\$735.08	\$754.78	\$2,202.60	\$2,262.07
2	1,014.92	1,042.12	3,095.99	3,179.58
3	1,294.76	1,329.46	3,989.38	4,097.09
4	1,574.60	1,616.80	4,882.77	5,014.60
5	1,854.44	1,904.14	5,776.16	5,932.11
6	2,134.28	2,191.48	6,669.55	6,849.62
7	2,414.12	2,478.82	7,562.94	7,767.13
8	2,693.96	2,766.16	8,456.33	8,684.64
9	2,973.80	3,053.50	9,349.72	9,602.15
10	3,253.64	3,340.84	10,243.11	10,519.66
11	3,533.48	3,628.18	11,136.50	11,437.17
12	3,813.32	3,915.52	12,029.89	12,354.68
13	3,813.32	3,915.52	12,029.89	12,354.68

Credit Hour	Resident		Non-Resident	
	Current	Proposed	Current	Proposed
14	\$3,813.32	\$3,915.52	\$12,029.89	\$12,354.68
15	3,813.32	3,915.52	12,029.89	12,354.68
16	3,813.32	3,915.52	12,029.89	12,354.68
17	3,813.32	3,915.52	12,029.89	12,354.68
18	3,813.32	3,915.52	12,029.89	12,354.68
19	4,093.16	4,202.86	12,923.28	13,272.19
20	4,373.00	4,490.20	13,816.67	14,189.70
21	4,652.84	4,777.54	14,710.06	15,107.21
22	4,932.68	5,064.88	15,603.45	16,024.72
23	5,212.52	5,352.22	16,496.84	16,942.23
24	5,492.36	5,639.56	17,390.23	17,859.74
25	5,772.20	5,926.90	18,283.62	18,777.25

Reflects 2.68% Increase
Logan & Statewide Campuses

Graduate Tuition (per semester)

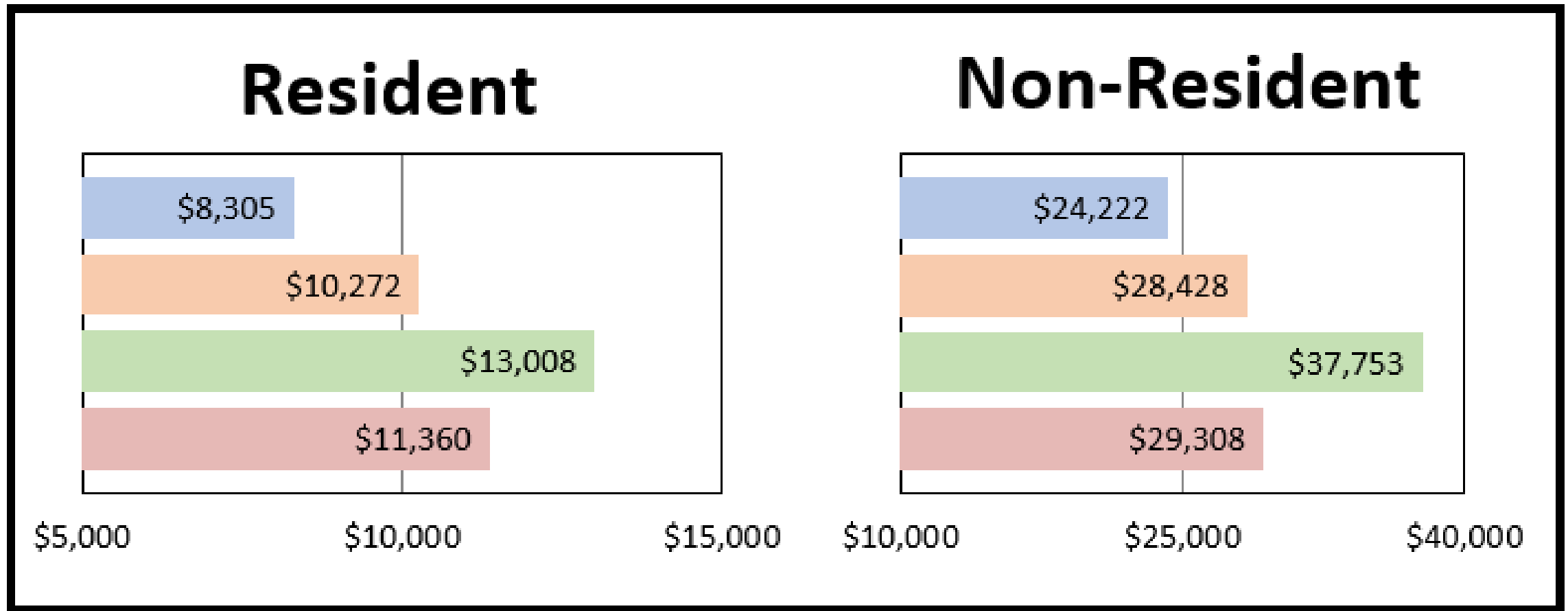
Credit Hour	Resident		Non-Resident	
	Current	Proposed	Current	Proposed
1	\$854.13	\$877.02	\$2,804.97	\$2,880.14
2	1,183.72	1,215.44	3,949.80	4,055.65
3	1,513.31	1,553.86	5,094.63	5,231.16
4	1,842.90	1,892.28	6,239.46	6,406.67
5	2,172.49	2,230.70	7,384.29	7,582.18
6	2,502.08	2,569.12	8,529.12	8,757.69
7	2,831.67	2,907.54	9,673.95	9,933.20
8	3,161.26	3,245.96	10,818.78	11,108.71
9	3,490.85	3,584.38	11,963.61	12,284.22
10	3,820.44	3,922.80	13,108.44	13,459.73
11	4,150.03	4,261.22	14,253.27	14,635.24
12	4,479.62	4,599.64	15,398.10	15,810.75
13	4,479.62	4,599.64	15,398.10	15,810.75

Credit Hour	Resident		Non-Resident	
	Current	Proposed	Current	Proposed
14	\$4,479.62	\$4,599.64	\$15,398.10	\$15,810.75
15	4,479.62	4,599.64	15,398.10	15,810.75
16	4,479.62	4,599.64	15,398.10	15,810.75
17	4,479.62	4,599.64	15,398.10	15,810.75
18	4,479.62	4,599.64	15,398.10	15,810.75
19	4,809.21	4,938.06	16,542.93	16,986.26
20	5,138.80	5,276.48	17,687.76	18,161.77
21	5,468.39	5,614.90	18,832.59	19,337.28
22	5,797.98	5,953.32	19,977.42	20,512.79
23	6,127.57	6,291.74	21,122.25	21,688.30
24	6,457.16	6,630.16	22,267.08	22,863.81
25	6,786.75	6,968.58	23,411.91	24,039.32

Reflects 2.68% Increase
Logan & Statewide Campuses

Affordability

Undergraduate Tuition & Fees, 23-24

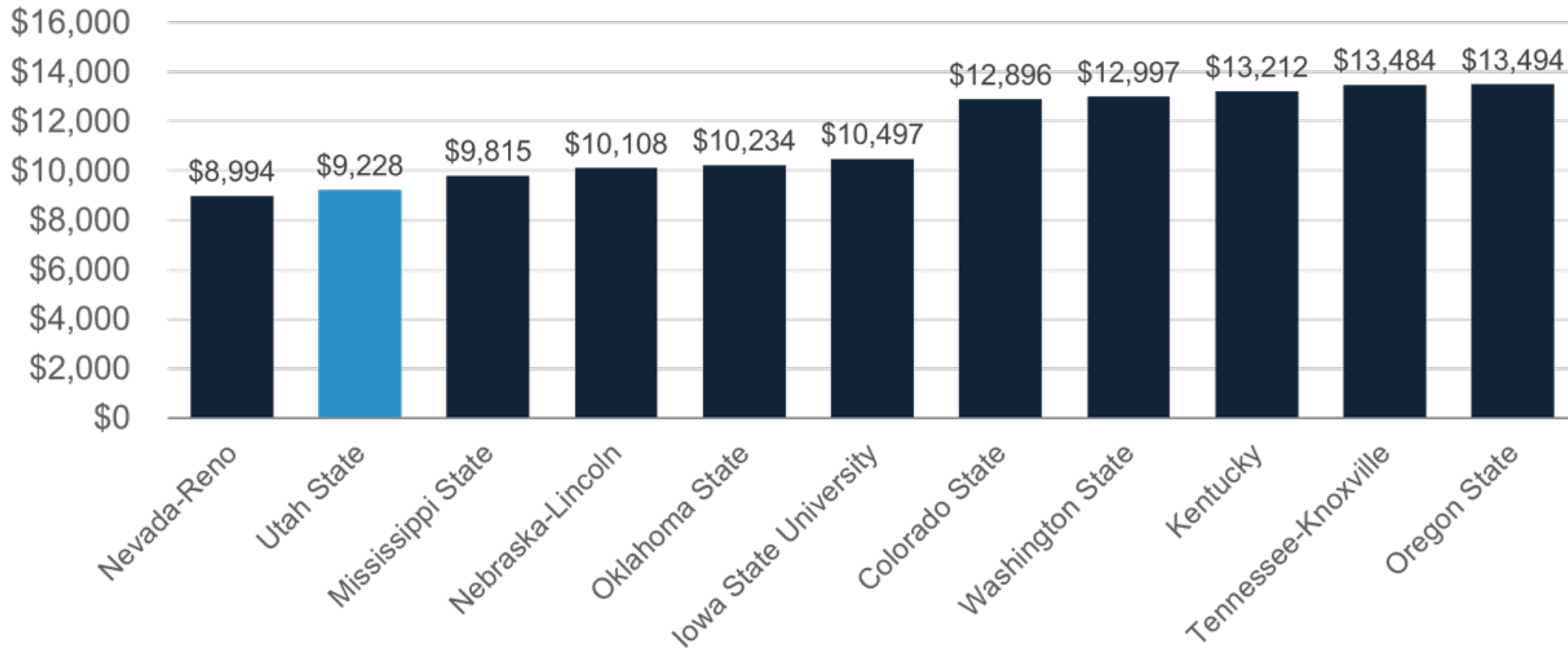


■ USU ■ Rocky Mountain Schools ■ Western Interstate Commission for Higher Ed ■ USHE Peers

Peer Comparison

IPEDS Tuition and Fees

The IPEDS published undergraduate, resident tuition and fees: AY 23-24



Note: This tuition and fee rate will differ from the USHE approved rate because it is an estimated value based on the cost of attendance data reported to the U.S. Department of Education. Because USU has differential undergraduate tuition this number considers those differences to average what a USU student might pay in tuition. The number can affect how much money USU can disburse as part of its financial aid packages.

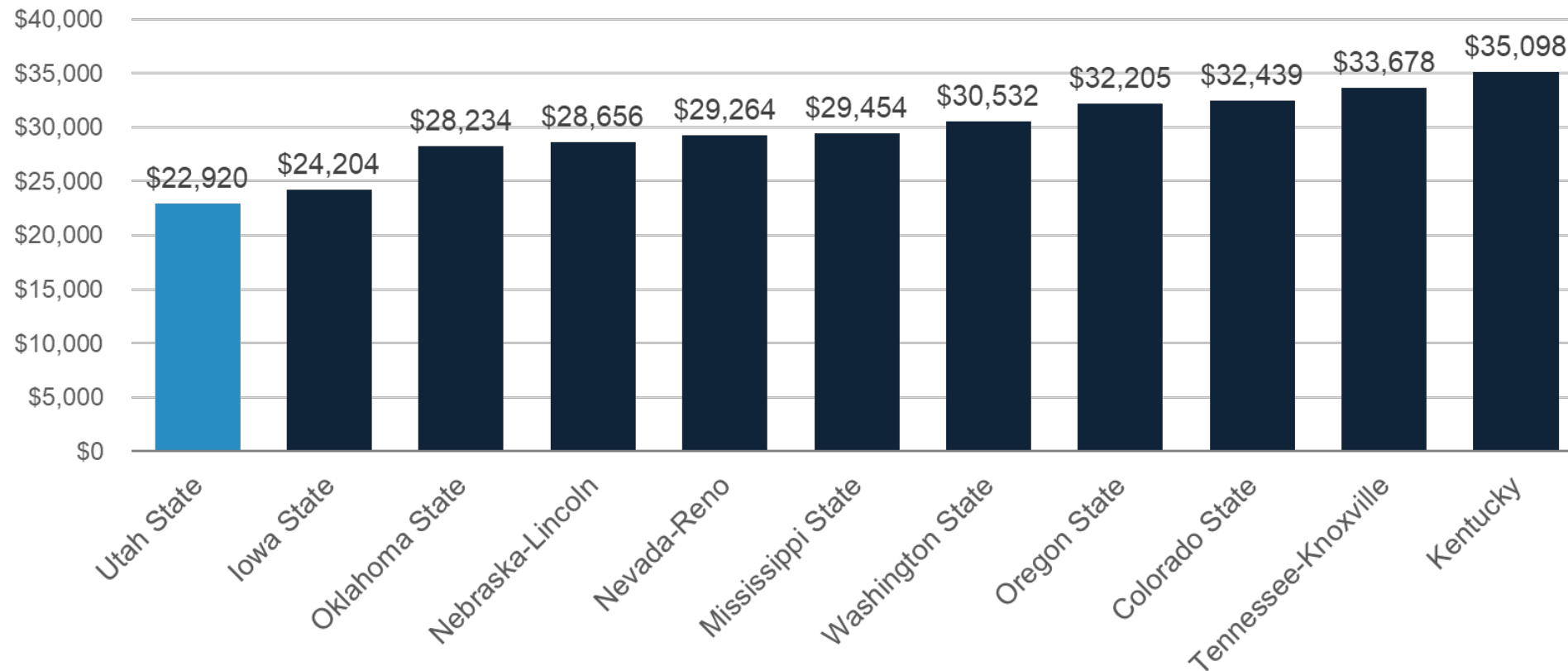
Source: IPEDS Published in-district tuition and fees 2023-24 (IC2023_AY)



Peer Comparison

Total Price for Resident Students

The published total price for resident students, AY 23-24



Source: Source: IPEDS; AY 2023; includes in-state tuition and fees, books and supplies, on campus room and board, and other on campus expenses. (DRVIC2023)

Thank You



UtahStateUniversity