



Utah Board of Higher Education

Tuition & Fee Meeting

March 28, 2025

Tuition & Fee Hearing and Meetings

General Student Fee Advisory Board Meetings:

10/16/2024

11/13/2024

12/18/2024

01/08/2025

02/05/2025

02/12/2025

Truth in Tuition Student Hearing: **03/05/2025**

Board of Trustees Meeting: **03/24/2025**

Utah Board of Higher Education Meeting: **03/28/2025**

Request

NET INCREASE COMBINED TUITION & GENERAL STUDENT FEES BY 2.1%

- Increase tuition by 2.19%
- Increase 3 general student fees: ASUU, Health Services, Mental Health
- Eliminate 1 general student fee: Sustainability
- Roll 3 general student fees into tuition

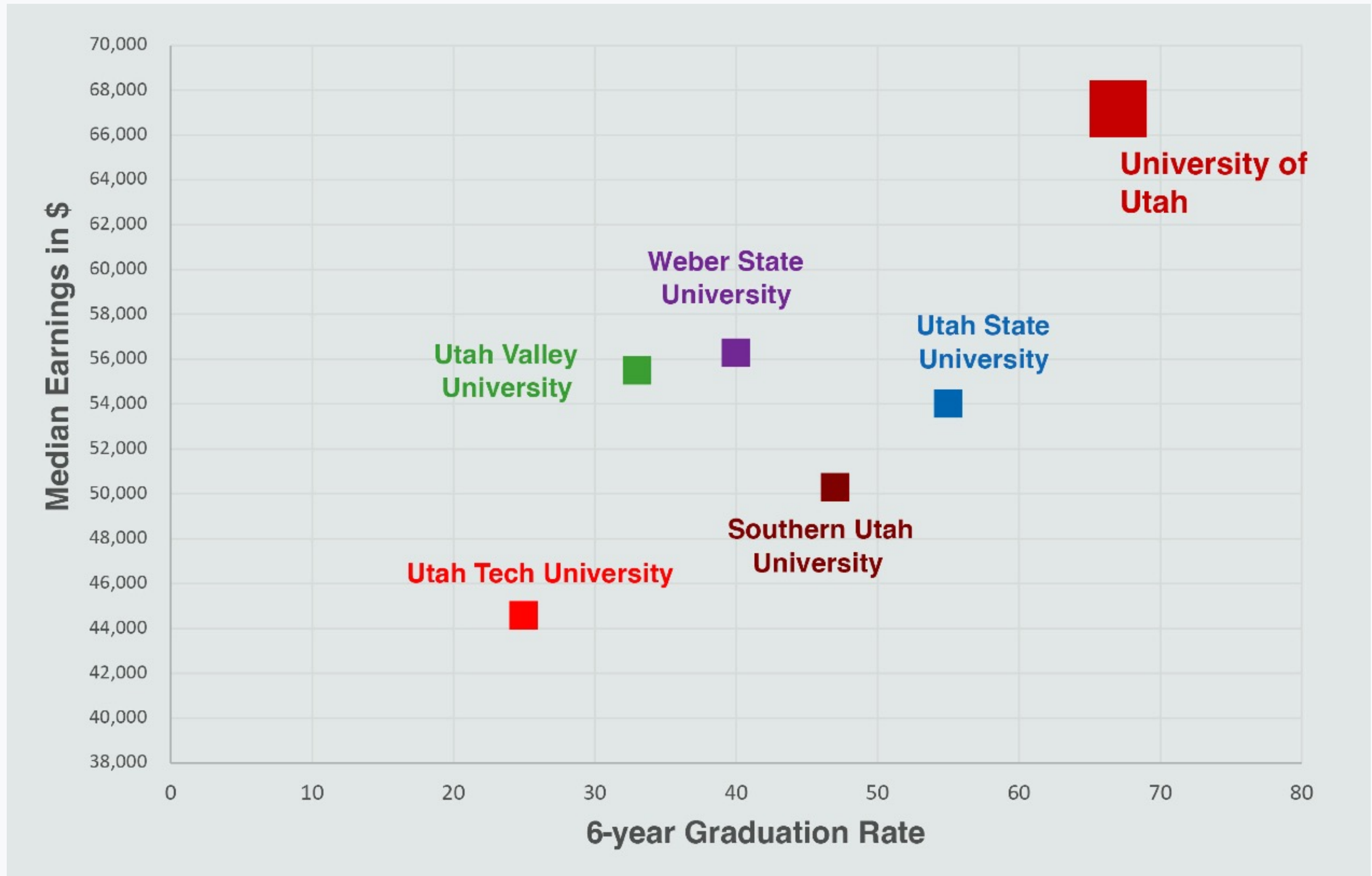
INCREASE DIFFERENTIAL TUITION FOR:

- 4 Graduate Business Degrees (Approval for FY26 and FY27)
- Undergraduate Nursing
- College of Science

APPROVE TUITION FOR THREE NEW ONLINE PROGRAMS

Grad Rates & Median Earnings

The U has the highest among Utah's public institutions.



6-year graduation rate per IPEDS

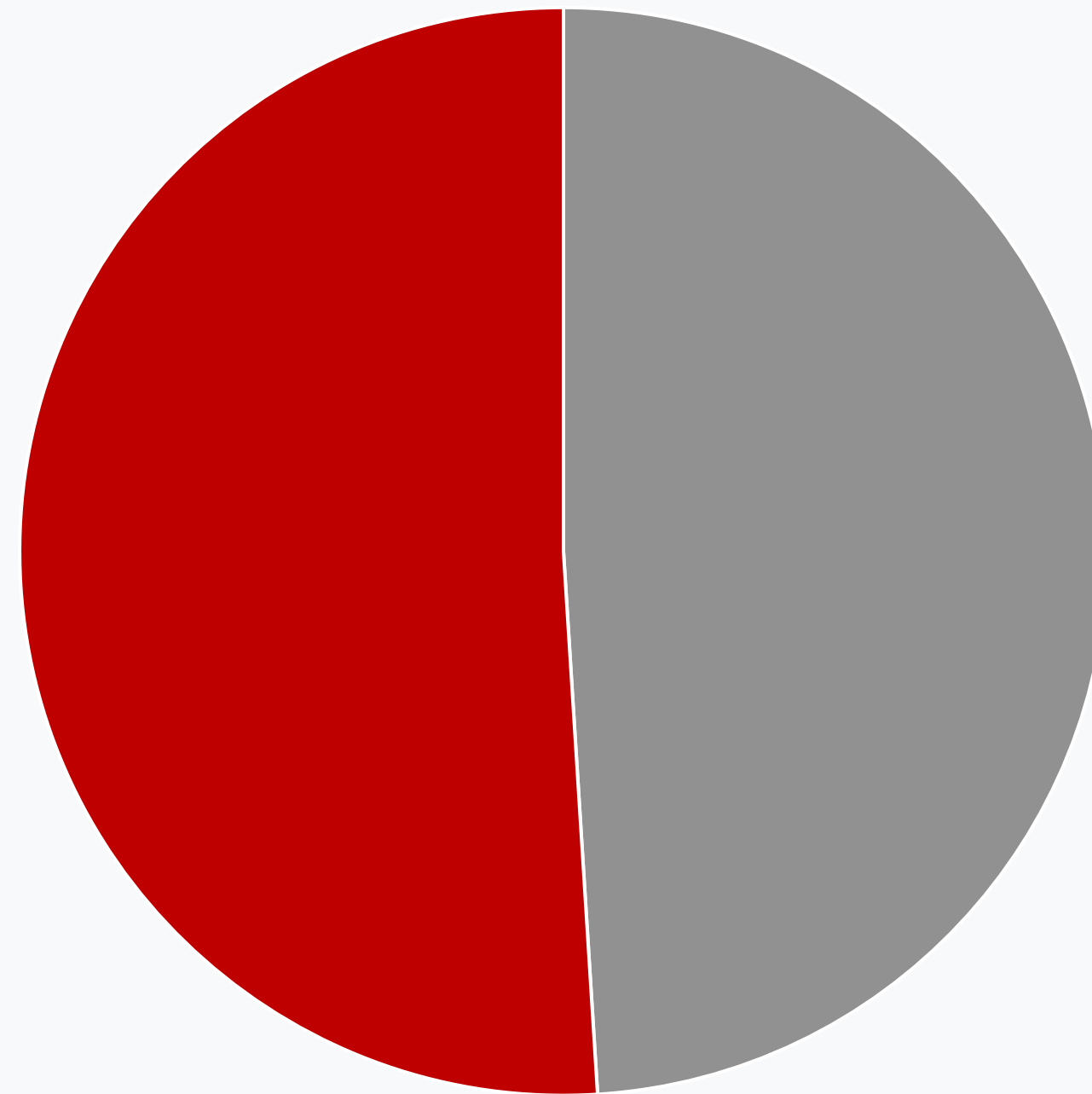
Median Earnings per the College Scorecard 10 years after entry



Meeting Demands

The U prepares students for high-demand jobs by awarding more STEM degrees than all other public institutions in Utah combined.

U of U
51%
3,904



Other USHE
49%
3,785

2023-24

IPEDS 2023-2024

STEM definition is per the DHS STEM Designated Degree Program List



Value

Among the AAU public universities in the West, the University of Utah's in-state and out-of-state tuition are the lowest.

	In-State	Out-of-State
University of Utah	\$9,620	\$30,860
Arizona State University Campus Immersion	\$12,223	\$33,139
University of Washington-Seattle Campus	\$12,973	\$43,209
University of Colorado Boulder	\$15,666	\$44,918
University of Oregon	\$16,137	\$44,598
University of California, Davis	\$16,774	\$50,974

Tuition & Fees from IPEDS 2024-2025

University of Utah: 13 undergraduate credit hours per semester



Net Tuition and Fee Increase

	Current	Proposed	Net \$	Net %
Tuition	\$ 9,421	\$ 9,739	\$ 318.00	3.375%
General Fees	\$ 1,203	\$ 1,109	\$ [93.80]	-7.8%
Total	\$ 10,624	\$ 10,848	\$ 224.20	2.19%

Undergraduate Residents: 15 credit hours per semester

Financial Aid

TOTAL FINANCIAL AID	TOTAL SCHOLARSHIPS	FAFSAs COMPLETED
\$362,738,147	\$143,448,089	31,853

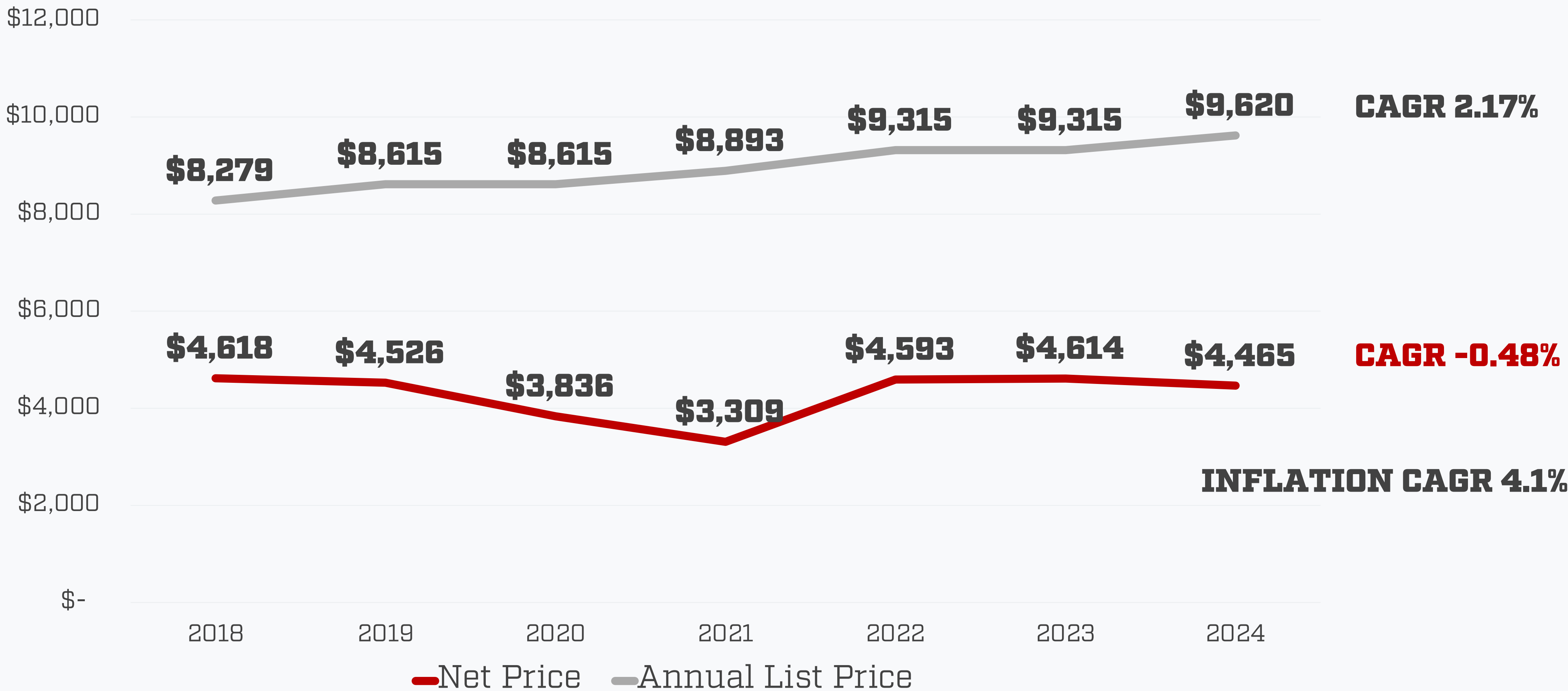
IN PROGRESS

Full-time, degree-seeking, first-time students:

69% receive institutional scholarships

73% receive scholarships/grants from all sources

First-Time Resident Students Avg Annual Net Price



Source: University of Utah: Analytics and Institutional Reporting (UAIR)

The Net Price CAGR from 2018 to 2024 is -0.48%.
The Annual List Price CAGR from 2018 to 2024 is 2.17%



David Eccles School of Business Executive MBA Tuition Proposal

Graduate Tuition

Approximately a 6.9% increase for 2026-2027

A graduate student in the Executive MBA program will pay approximately \$1400 more per semester in 2026-2027

Academic Year	% Change	Current Rate	\$ Change	Proposed Rate
2025-2026*	7.4%	\$18,800	\$1,400	\$20,200
2026-2027	6.9%	\$20,200	\$1,400	\$21,600

*2025-2026 was approved by UBHE in March of 2024

David Eccles School of Business Professional and Online MBA Tuition Proposal

Graduate Tuition

Approximately a 6.5% increase for 2026-2027

A graduate student in the Professional or Online MBA taking 8 credit hours will pay approximately \$800 more per semester in 2026-2027

Academic Year	% Change	Current Rate	\$ Change	Proposed Rate
2025-2026*	7.4%	\$11,600	\$856	\$12,456
2026-2027	6.5%	\$12,400	\$800	\$13,200

*2025-2026 was approved by UBHE in March of 2024

David Eccles School of Business

Specialty Masters Programs & FT MBA Tuition Proposal

Graduate Tuition

Effective for all SMP programs and full-time MBA

Approximately an 11.2% increase for 2025-2026, and an approximate 8% increase for 2026-2027

For 2025-2026 graduate students will have a cost of \$1,250 per credit hour

For 2026-2027 the cost will increase to \$1,350 per credit hour

A graduate student in any of the Specialty Masters Programs or FT MBA taking 10 credit hours will pay approximately \$1,260 more per semester for 2025-2026, and \$1,000 more per semester for 2026-2027

David Eccles School of Business

Masters of Business Creation (MBC) Tuition Proposal

Graduate Tuition

Approximately a 10% increase for 2025-2026, and an approximately 9.1% increase for 2026-2027

An increase of \$50 per credit hour for each of the next two years

For 2025-2026 MBC students will have a cost of \$550 per credit hour

For 2026-2027 the cost will increase to \$600 per credit hour

A graduate student in the MBC program taking 10 credits will pay approximately \$500 more per semester each year in both 2025-2026 and 2026-2027

College of Nursing

BS Nursing

CURRENT

\$243.50 program fee/semester x 4 semesters
+
\$106.35/credit hour x 60 credits
=
\$7,355 total additional cost for BS in Nursing

PROPOSED

\$126/credit hour x 60 credits
=
\$7,560 total additional cost for BS in Nursing

LESS THAN **3%** increase to cover rising costs

College of Science

Differential Tuition Increase

Amount requested: Increase from **\$60 to \$85** per student credit hour.

Plan: The increase allows the college to expand successful experiential learning, research, and peer mentoring programs, such as the Science Research Initiative (SRI). These programs have a demonstrated impact on student success, as measured by retention and GPA. To offset the increase, the college will increase scholarships and paid internship opportunities.



New Online Programs

Spencer Fox Eccles School of Medicine

- Anatomical Health Sciences Graduate Certificate - \$900 per credit (15 credits) or \$13,500 total

Price College of Engineering

- Masters in Construction Engineering - \$1,300 per credit hour (30 credits) or \$39,000 total
- Transportation Infrastructure Certificate - \$1,200 per credit hour (15 credits) or \$18,000 total

College of Social & Behavioral Science

- MA in Financial Planning and Counseling - \$926.47 per credit hour (34 credits) or \$31,500 total

Request

NET INCREASE COMBINED TUITION & GENERAL STUDENT FEES BY 2.1%

- Increase tuition by 2.19%
- Increase 3 general student fees: ASUU, Health Services, Mental Health
- Eliminate 1 general student fee: Sustainability
- Roll 3 general student fees into tuition

INCREASE DIFFERENTIAL TUITION FOR:

- 4 Graduate Business Degrees (Approval for FY26 and FY27)
- Undergraduate Nursing
- College of Science

APPROVE TUITION FOR THREE NEW ONLINE PROGRAMS

A person with a backpack is walking away from the camera on the left side of the bridge.A person wearing a red helmet and a blue jacket is riding a bicycle on the right side of the bridge.A large, modern cable-stayed bridge with a prominent white pylon and multiple stay cables. The bridge deck is paved and has a green-painted bicycle lane on the right. The sky is clear blue, and there are trees and buildings in the background.

Questions?

Appendix

Breakdown of Proposed Tuition Increase

Description	Tuition % Increase	Tuition \$ Increase	Rolling % Increase	Rolling \$ Increase
Legislative 25% Match (Salary, Benefits, Health/Dental, ISF Changes)	0.85%	3,793,100		
Salary Adjustments for Inflation, Promotion and Retention	0.45%	2,000,000	1.30%	5,793,100
Benefits Inflation	0.89%	4,000,000	2.19%	9,793,100
Student Fee Conversion	1.18%	5,276,900	3.37%	15,070,000
Total	3.37%	15,070,000		

Fee Recommendation Detail

	General Student Fee	Current Academic Year Rate	Proposed Increase	Proposed % Increase	New Academic Year Rate	New Academic Year Rate [After Moving Fees]	Advisory Board Recommendation
1	Computing	\$ 238.90			\$ 238.90	\$ 238.90	Maintain
2	Building	\$ 238.48			\$ 238.48	\$ 238.48	Maintain
3	Athletic	\$ 165.38			\$ 165.38	\$ 165.38	Maintain
4	Student Life Center	\$ 120.00			\$ 120.00	\$ 120.00	Maintain
5	Transportation	\$ 116.70			\$ 116.70	\$ 116.70	Maintain
6	Gardner Commons	\$ 90.00			\$ 90.00	\$ 90.00	Maintain
7	Health Services Fee*	\$ 49.96	\$ 10.00	20.0%	\$ 59.96		Increase, move to tuition, and establish base budget
8	ASUU Activity	\$ 46.24	\$ 1.16	2.5%	\$ 47.40	\$ 47.40	Increase
9	Mental Health Fee*	\$ 36.00	\$ 6.00	16.7%	\$ 42.00		Increase, move to tuition, and establish base budget
10	Campus Recreation	\$ 37.62			\$ 37.62	\$ 37.62	Maintain
11	Fine Arts Fee	\$ 37.00			\$ 37.00	\$ 37.00	Maintain
12	Student Media	\$ 18.00			\$ 18.00	\$ 18.00	Maintain
13	Campus Connect*	\$ 4.00			\$ 4.00		Move to tuition and establish base budget
14	Sustainability	\$ 5.00	\$ (5.00)	-100.0%	\$ -		Eliminate and fund from another internal source
	Total	\$ 1,203.28	\$ 12.16	1.01%	\$ 1,215.44	\$ 1,109.48	

*Recommended to move into tuition.



Fee Recommendation for 2025-2026

General Student Fee	Academic Year Rate
Computing	\$238.90
Building	\$238.48
Athletic	\$165.38
Student Life Center	\$120.00
Transportation	\$116.70
Gardner Commons	\$90.00
ASUU Activity	\$47.40
Campus Recreation	\$37.62
Fine Arts Fee	\$37.00
Student Media	\$18.00
Total	\$1,109.48



Proposed 2025-2026 Tuition

Recommendation is a **3.37%** increase in tuition

The increase results in the following tuition adjustments:

Student Type	Current Tuition	Total \$ Increase	Total % Increase	\$ Increase: Legislative Match	% Increase: Legislative Match	\$ Increase: Institution Request	Proposed Tuition
Undergraduate Resident	\$ 9,421	\$ 318	3.37%	\$ 80	0.85%	\$ 237	\$ 9,739
Undergraduate Non-Resident	\$ 32,976	\$ 1,111	3.37%	\$ 280	0.85%	\$ 831	\$ 34,088
Graduate Resident	\$ 9,477	\$ 319	3.37%	\$ 81	0.85%	\$ 239	\$ 9,796
Graduate Non-Resident	\$ 33,439	\$ 1,127	3.37%	\$ 284	0.85%	\$ 843	\$ 34,566

Undergraduate: 15 credit hours per semester

Graduate: 12 credit hours per semester



College of Science

Differential Tuition Increase Regional Public Science & Earth Science Comparisons

Amount requested:
Increase from **\$60**
to **\$85** per student
credit hour.

INSTITUTION	RATE
Utah State University	\$60 per credit hour
Texas A&M University	\$69-\$400 per credit hour
University of Colorado, Boulder	\$78-\$103 per credit hour
Colorado State University	\$80-\$106 per credit hour
Arizona State University	\$81 per credit hour
University of Utah	\$85 per credit hour
University of Nevada, Reno	\$85-\$100 per credit hour
Oklahoma State University	\$114 per credit hour
University of Texas, Austin	\$250-\$500 flat fee
University of Arizona	\$550-\$800 flat fee