

TUITION & FEE REQUEST

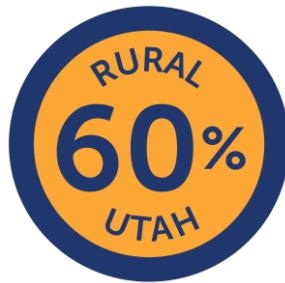

MARCH 27, 2026

CARSON HADLEY, 2025-26 STUDENT BODY PRESIDENT
TIM TINGEY, VP FINANCE & ADMINISTRATIVE SERVICES
STACEE MCIFF, PRESIDENT



\$2,015 | **LOWEST TUITION
IN THE STATE**

\$85 | **CREDIT
TECHNICAL
EDUCATION**





BADGER

A PLAN FOR SNOW COLLEGE 2025-2028

40

#1

Ensure positive and sustainable growth in **ENROLLMENT** through effective, data-driven recruitment and retention strategies

#2

Empower students with durable skills and **WORKFORCE READINESS**

#3

Strengthen Institutional capacity on **OPERATIONAL EXCELLENCE**

Our Philosophy

- Keep tuition as low as possible
- Be accountable to students for student fees
- Examine fees that are better suited for tuition
- Meet match requirements for employee compensation
- Support faculty rank advancements
- Maintain tech ed tuition rate



SNOW
COLLEGE

Tuition and Fee Hearings and Meetings

General
Student
Fee
Advisory
Board

- January 13

Student
Leadership
Review

- January 27

Truth-in-
Tuition
Student
Hearing

- February 26

Board of
Trustees
Meeting

- February 11
- March 19

Overview of Requests

	Current Tuition and Fees	\$ Tuition Adjustments	% Tuition Adjustments	\$ Student Fee Adjustments	% Student Fee Adjustments	Proposed Tuition and Fees	% Change
Undergraduate Resident	\$4,438	\$162	4.00%	-\$5.50	-1.3%	\$4,594.50	3.53%
Undergraduate Non-Resident	\$14,638	\$570	4.00%	-\$5.50	-1.3%	\$15,202.50	3.86%
Graduate Resident	N/A						
Graduate Non-Resident	N/A						

Academic year, 15 credit hours per semester



General Student Fees Recommendation



**SNOW
COLLEGE**

Fee Description	2025-26 Current Fee	2026-27 Fee Request	Move to Tuition	\$ Change	% Change
Theater	\$ 5.00	\$ 5.00	No	\$ -	0.0%
Student Insurance	\$ 2.75	\$ -	Yes	\$ -2.75	-100%
Building	\$ 88.15	\$ 88.15	No	\$ -	0.0%
Music	\$ 5.00	\$ 5.00	No	\$ -	0.0%
Fitness	\$ 3.45	\$ 3.45	No	\$ -	0.0%
Activity Center	\$ 13.50	\$ 13.50	No	\$ -	0.0%
Wellness Center	\$ 10.00	\$ 10.00	No	\$ -	0.0%
Athletics	\$ 21.00	\$ 21.00	No	\$ -	0.0%
Intramurals	\$ 6.00	\$ 6.00	No	\$ -	0.0%
Student Events & Activity	\$ 49.15	\$ 49.15	No	\$ -	0.0%
Totals	\$ 204.00	\$ 201.25		\$ -2.75	

General Student Fee Changes

- Move \$2.75 from student fees (student insurance) to general education tuition
- Reduce from \$204.00 to \$201.25
- Structural shift, no increase in total student cost
- No current plan to increase Technical Education tuition for insurance but may consider in future years
- Snow College remains committed to keeping tuition increases as low as possible



2026-27 Tuition Recommendation



**SNOW
COLLEGE**

Proposed Adjustments to Tuition

	Current Tuition	\$ Increase Legislative Match	% Increase Legislative Match	\$ Increase Institution Request	% Increase Institution Request	Proposed Tuition
Undergraduate Resident	\$4,030	\$142	3.51%	\$20	0.49%	\$4,192
Undergraduate Non-Resident	\$14,230	\$500	3.51%	\$70	0.49%	\$14,800
Graduate Resident	N/A					
Graduate Non-Resident	N/A					

*** No increase in technical education tuition**

Detail of Institutional Requests (R-4B Forms)

RECOMMENDED TUITION INCREASE

4% OR \$81

- STATE-MANDATED COMPENSATION AND BENEFIT INCREASES
- RANK AND TENURE ADVANCEMENTS

RECOMMENDED FEE DECREASE

\$2.75

- MOVED FROM STUDENT FEES TO GENERAL EDUCATION TUITION
- NO NET INCREASE

2026 TO 2027 COMPARISON
15 CREDIT HOURS, ANNUAL COST

RESIDENTS

\$4,030 TO \$4,192

NON-RESIDENTS

\$14,230 TO \$14,800

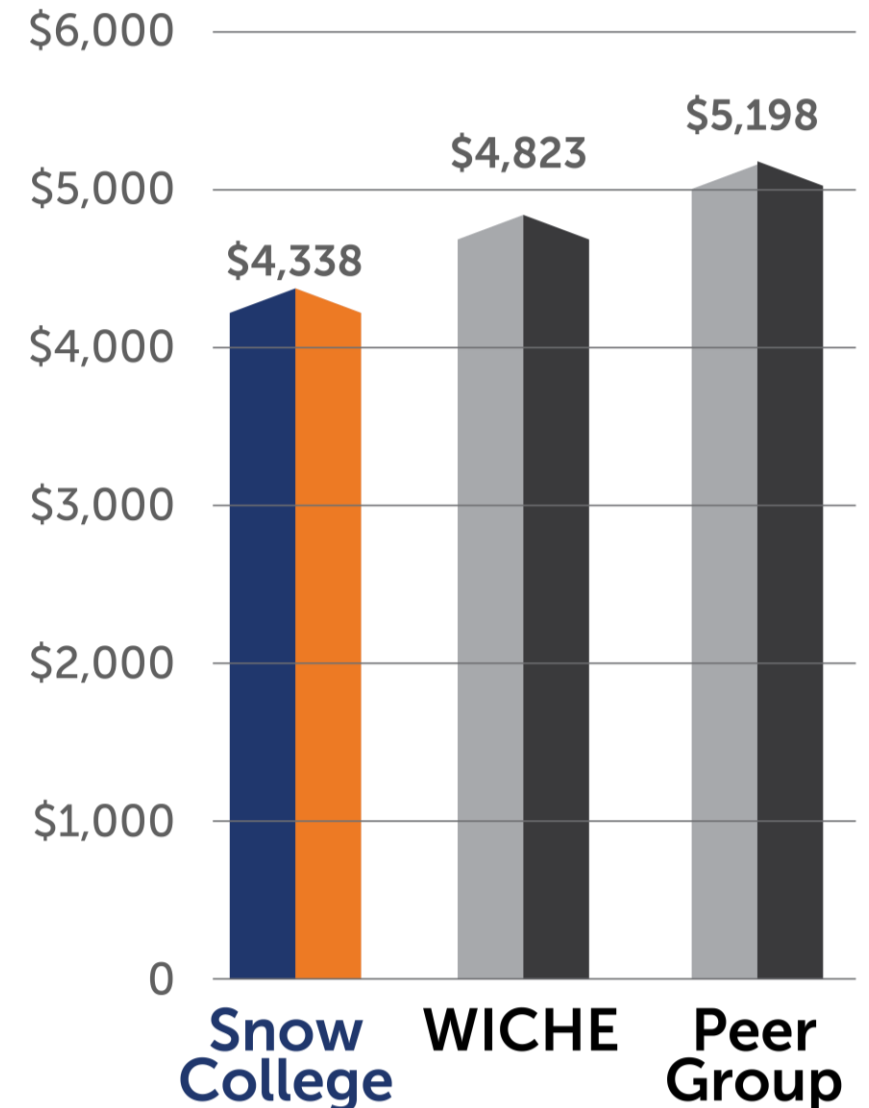
Current & Proposed Undergraduate Tuition

Credit Hour	Current Resident	Proposed Resident	Current Non-Res.	Proposed Non-Res.
1	\$ 365	\$ 336	\$ 1,284	\$ 1,350
2	\$ 515	\$ 496	\$ 1,830	\$ 1,900
3	\$ 665	\$ 656	\$ 2,376	\$ 2,450
4	\$ 815	\$ 816	\$ 2,922	\$ 3,000
5	\$ 965	\$ 976	\$ 3,468	\$ 3,550
6	\$ 1,115	\$ 1,136	\$ 4,014	\$ 4,100
7	\$ 1,265	\$ 1,296	\$ 4,560	\$ 4,650
8	\$ 1,415	\$ 1,456	\$ 5,106	\$ 5,200
9	\$ 1,565	\$ 1,616	\$ 5,652	\$ 5,750
10	\$ 1,715	\$ 1,776	\$ 6,198	\$ 6,300
11	\$ 1,865	\$ 1,936	\$ 6,744	\$ 6,850
12	\$ 2,015	\$ 2,096	\$ 7,290	\$ 7,400
13	\$ 2,015	\$ 2,096	\$ 7,290	\$ 7,400

Credit Hour	Current Resident	Proposed Resident	Current Non-Res.	Proposed Non-Res.
14	\$ 2,015	\$ 2,096	\$ 7,290	\$ 7,400
15	\$ 2,015	\$ 2,096	\$ 7,290	\$ 7,400
16	\$ 2,015	\$ 2,096	\$ 7,290	\$ 7,400
17	\$ 2,015	\$ 2,096	\$ 7,290	\$ 7,400
18	\$ 2,015	\$ 2,096	\$ 7,290	\$ 7,400
19	\$ 2,165	\$ 2,256	\$ 7,836	\$ 7,950
20	\$ 2,315	\$ 2,416	\$ 8,382	\$ 8,500
21	\$ 2,465	\$ 2,576	\$ 8,928	\$ 9,050
22	\$ 2,615	\$ 2,736	\$ 9,474	\$ 9,600
23	\$ 2,765	\$ 2,896	\$ 10,020	\$ 10,150
24	\$ 2,915	\$ 3,056	\$ 10,566	\$ 10,700
25	\$ 3,065	\$ 3,216	\$ 11,112	\$ 11,250

How Adjustments will Affect Affordability

- Remain the most affordable institution in the state
- Comparisons with peer institutions (annual tuition + fees, 15 credits)





There's
No Place
Like
Snow
EST. 1888

S | **SNOW COLLEGE**

THANK YOU!

Questions?

