

Proposed Tuition & Fee Adjustments 2026-2027

Presented to the Utah Board of Higher Education
March 27, 2026



UtahState
University



What We're Prioritizing

- **Disciplined tuition growth:** Ending the practice of automatically increasing differential tuition with base tuition
- **Statewide access:** Moving toward a consistent tuition approach across regional campuses, with a lower-cost pathway for the associate degrees
- **Student connection:** Increasing athletics & campus recreation fees based on evidence of impact on retention, belonging, & wellness



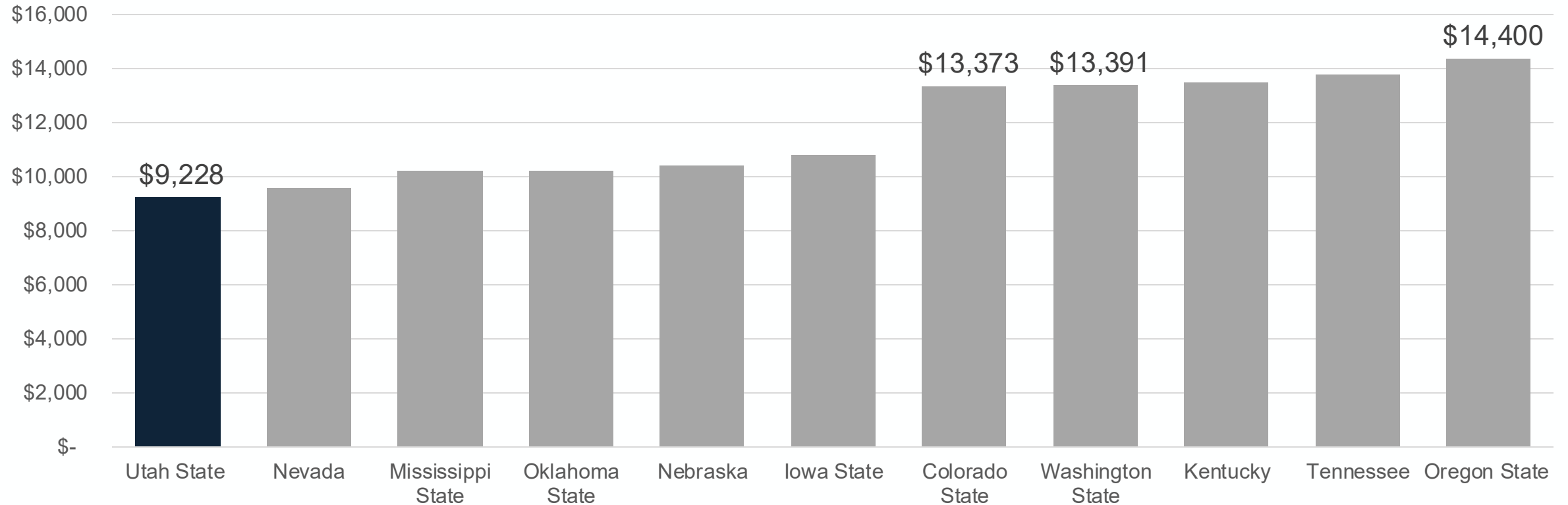
Tuition & Fee Review Timeline

- **Jan 28:** Final Student Fee Board Recommendations
- **Feb 20:** Student Fee Tuition Review Committee
- **Feb 24:** USUSA Exec Council approved
- **Feb 27:** Legislature Executive Appropriations Committee Budget decisions
- **March 2:** Truth-in-Tuition Hearing
- **March 6:** End of the Legislative Session
- **March 20:** USU Board of Trustees approved
- **March 27:** Utah Board of Higher Education



USU's regional peers have much higher tuition

IPEDS published undergraduate, resident tuition and fees: AY 24-25

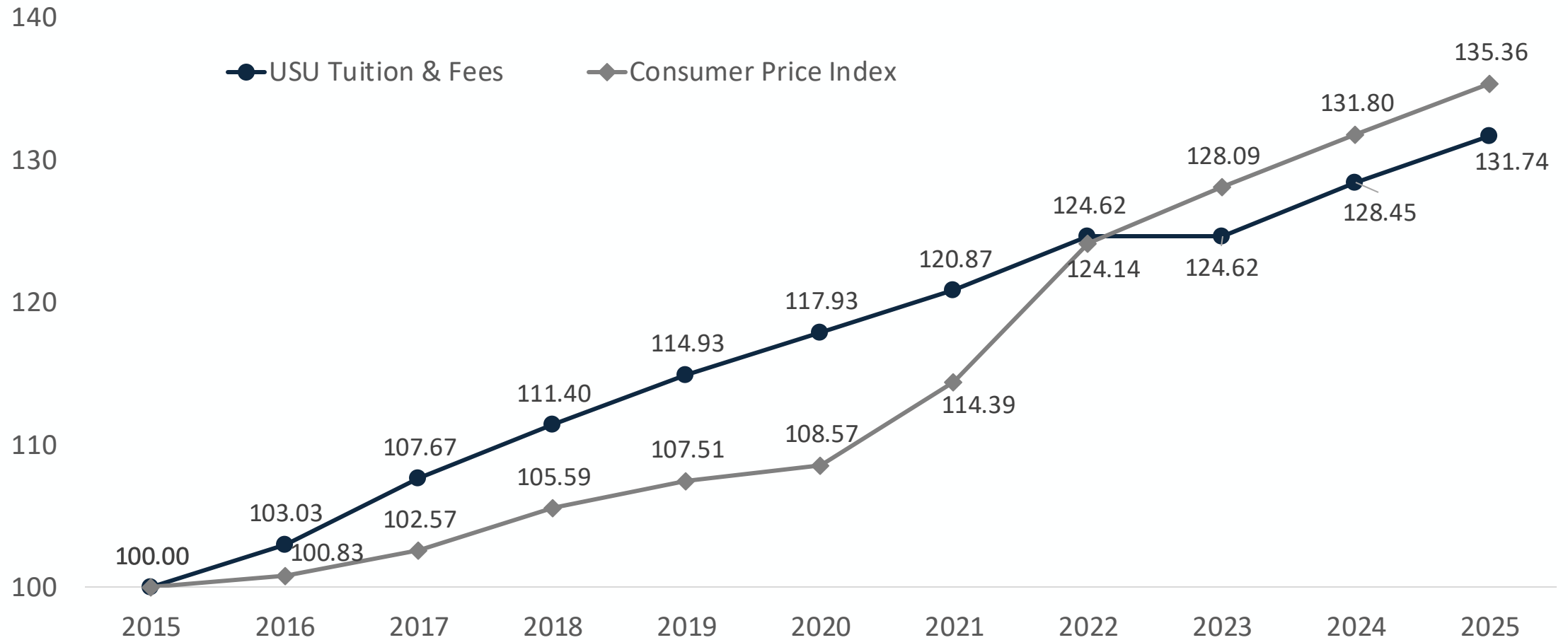


Note: This tuition and fee rate will differ from the USHE approved rate because it is an estimated value based on the cost of attendance data reported to the U.S. Department of Education. Because USU has differential undergraduate tuition this number considers those differences to average what a USU student might pay in tuition. The number can affect how much money USU can disburse as part of its financial aid packages.

Source: IPEDS Published in-district tuition and fees 2024-25 (COST1_2024)



USU Tuition & Fees vs CPI* (2015 to 2025)



Source: USHE Databook and Bureau of Labor Statistics.


*Comparing Consumer Price Index for All Urban Consumers to WSU Tuition & Fees for July of each year. Indexed to July 2015 = 100

Proposed Tuition Increases

(two semester resident full-time amount)

- **0% tuition increase*** for:
 - Undergraduate and Graduate Tuition Differentials
 - Veterinary Medicine
 - Statewide campuses \leq 65 credit hours except Eastern, Moab, and Blanding
- **3.36% tuition increase** for:
 - All Logan & Statewide $>$ 65 credit hours (\$263)
 - Statewide Eastern, Moab, Blanding \leq 65 credit hours (\$147)

* These areas represent approximately 15% of the USU tuition revenue base.

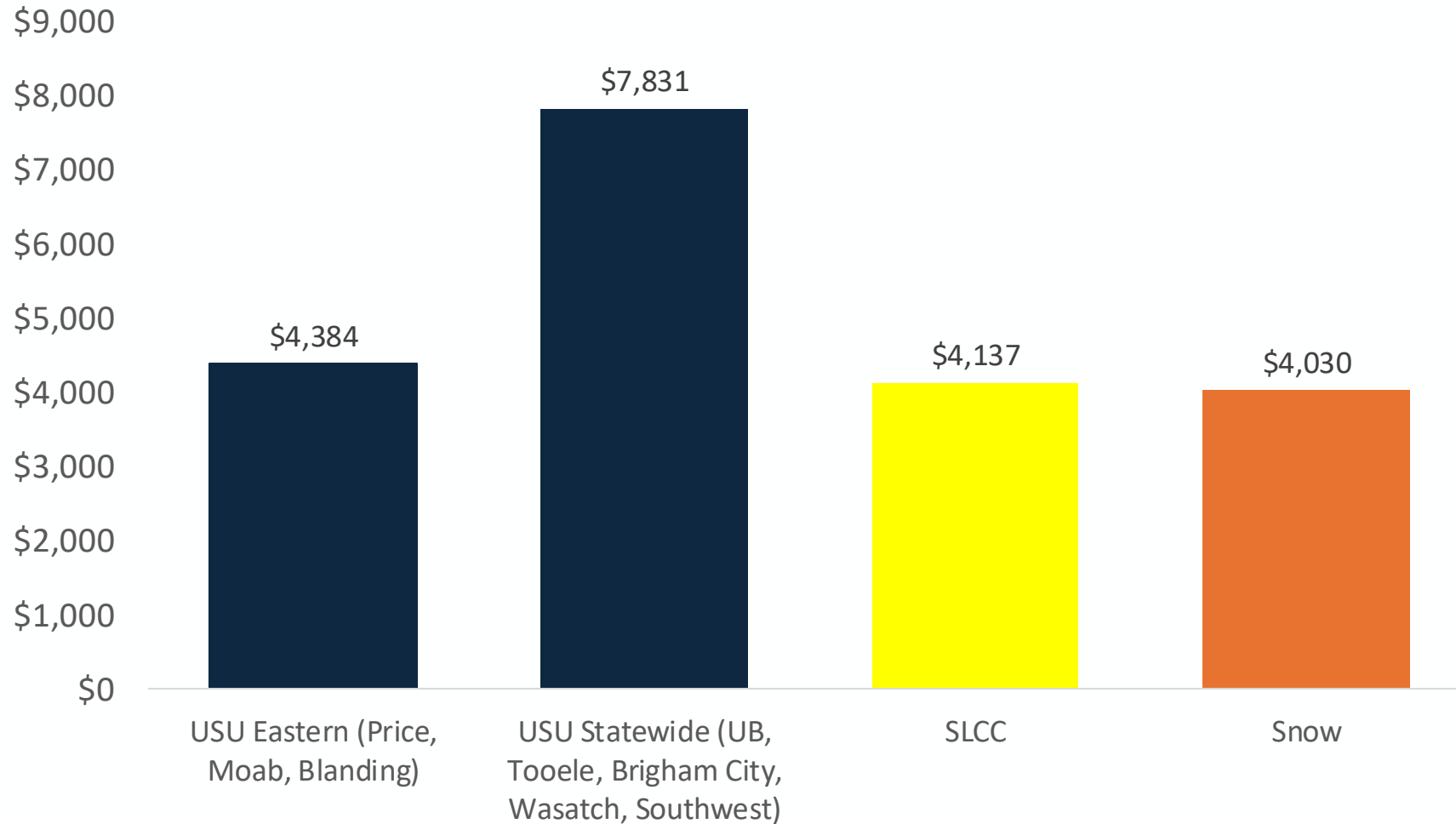


Legislative Matching Formula

| Category (% of Total) | Amount | Tuition Increase % |
|----------------------------------|--------------------|--------------------|
| 2.5% Salary Increase (25%) | \$1,871,200 | 1.31% |
| 11.8% Health / 4.9% Dental (25%) | \$1,443,600 | 1.01% |
| Internal Service Funds (25%) | \$52,300 | 0.04% |
| ~86 Faculty Promotions (100%) | \$1,437,400 | 1.00% |
| TOTAL | \$4,804,500 | 3.36% |



Associate Degree (<65 credits) Tuition



Freeze Impact

Undergraduate Resident Full-time

| Category | Tuition Increase % |
|--|--------------------|
| No Differential | 3.36% |
| Business Differential* (\$226.92 per credit) | 1.98% |
| Engineering Differential* (\$50.32 per credit) | 2.91% |
| Education* (\$27.74 per credit) | 3.10% |
| Statewide < 65 credits^ | 0.00% |

**assumes base tuition increase plus 12 credits of upper division course differential per semester*

^except Eastern, Moab, and Blanding, which also have 3.36%



Five Year Comprehensive Fee Review

USU Student Fee Board reviewed how student fee dollars are used in accordance with USHE Policy R516 and whether those costs should continue to be charged as fees or included in tuition. Based on the review, the following areas were recommended to move to tuition.

Swap Areas (Logan Campus)

Fees shown are for full time enrollment
(12-18 credit hours per semester)

- **\$64.02** Library
- **\$113.44** Technology Fee

Logan Campus

- **18.72%** student fee decrease
- **2.27%** tuition increase

Technical Education

- **\$3** student fee move to tuition
- Will result in **\$98** credit hour tuition

Swap Areas (Statewide)

Fees shown are for full time enrollment
(12-18 credit hours per semester)

- **\$177.46** Athletics and/or Instruction & Student Support, depending on the campus

Statewide Campuses

- **34.38%** student fee decrease
- **4.05%** tuition increase

All swaps will result in a net zero impact to students.

Proposed Tuition: Logan & Statewide (>65 SCH)

| | Current Tuition | Compensation | | Fees to Tuition | | Proposed Tuition | % Change |
|------------------------|-----------------|--------------|-------|-----------------|-------|------------------|----------|
| | | \$ | % | \$ | % | | |
| Undergraduate Resident | \$7,831 | \$263 | 3.36% | \$177 | 2.27% | \$8,272 | 5.63% |
| Undergraduate Non-Res. | \$24,709 | \$830 | 3.36% | \$177 | 0.72% | \$25,717 | 4.08% |
| Graduate Resident | \$9,199 | \$309 | 3.36% | \$177 | 1.93% | \$9,686 | 5.29% |
| Graduate Non-Resident | \$31,622 | \$1,063 | 3.36% | \$177 | 0.56% | \$32,862 | 3.92% |



Proposed Tuition: Statewide (<65 SCH) & Technical Education

| | Current Tuition | Compensation | | Fees to Tuition | | Proposed Tuition | % Change |
|---|-----------------|--------------|-------|-----------------|-------|------------------|----------|
| | | \$ | % | \$ | % | | |
| Student with 65 or fewer credits (Eastern, Moab, Blanding) | | | | | | | |
| Resident | \$4,384 | \$147 | 3.36% | \$177 | 4.05% | \$4,709 | 7.41% |
| Non-Resident | \$12,625 | \$424 | 3.36% | \$177 | 1.41% | \$13,226 | 4.77% |
| Student with 65 or fewer credits (All other Statewide locations) | | | | | | | |
| Resident | \$7,831 | \$0.00 | 0.00% | \$0.00 | 0.00% | \$7,831 | 0.00% |
| Non Resident | \$24,709 | \$0.00 | 0.00% | \$0.00 | 0.00% | \$24,709 | 0.00% |
| Technical Education | \$190 | \$0 | 0% | \$6 | 3.16% | \$196 | 3.16% |

Current & Proposed Undergraduate Tuition Schedule

| Credit Hour | Current Resident | Proposed Resident | Current Non-Res. | Proposed Non-Res. |
|-------------|------------------|-------------------|------------------|-------------------|
| 1 | \$1,510 | \$1,677 | \$4,524 | \$4,793 |
| 2 | \$2,084 | \$2,277 | \$6,359 | \$6,695 |
| 3 | \$2,659 | \$2,876 | \$8,194 | \$8,597 |
| 4 | \$3,234 | \$3,476 | \$10,029 | \$10,500 |
| 5 | \$3,808 | \$4,075 | \$11,864 | \$12,402 |
| 6 | \$4,383 | \$4,675 | \$13,699 | \$14,304 |
| 7 | \$4,958 | \$5,274 | \$15,534 | \$16,206 |
| 8 | \$5,532 | \$5,874 | \$17,369 | \$18,108 |
| 9 | \$6,107 | \$6,473 | \$19,204 | \$20,010 |
| 10 | \$6,682 | \$7,073 | \$21,039 | \$21,913 |
| 11 | \$7,256 | \$7,672 | \$22,874 | \$23,815 |
| 12 | \$7,831 | \$8,272 | \$24,709 | \$25,717 |
| 13 | \$7,831 | \$8,272 | \$24,709 | \$25,717 |

| Credit Hour | Current Resident | Proposed Resident | Current Non-Res. | Proposed Non-Res. |
|-------------|------------------|-------------------|------------------|-------------------|
| 14 | \$7,831 | \$8,272 | \$24,709 | \$25,717 |
| 15 | \$7,831 | \$8,272 | \$24,709 | \$25,717 |
| 16 | \$7,831 | \$8,272 | \$24,709 | \$25,717 |
| 17 | \$7,831 | \$8,272 | \$24,709 | \$25,717 |
| 18 | \$7,831 | \$8,272 | \$24,709 | \$25,717 |
| 19 | \$8,406 | \$8,871 | \$26,544 | \$27,619 |
| 20 | \$8,980 | \$9,471 | \$28,379 | \$29,521 |
| 21 | \$9,555 | \$10,070 | \$30,214 | \$31,423 |
| 22 | \$10,130 | \$10,670 | \$32,049 | \$33,326 |
| 23 | \$10,704 | \$11,269 | \$33,884 | \$35,228 |
| 24 | \$11,279 | \$11,869 | \$35,719 | \$37,130 |
| 25 | \$11,854 | \$12,468 | \$37,555 | \$39,032 |

Current & Proposed Graduate Tuition Schedule

| Credit Hour | Current Resident | Proposed Resident | Current Non-Res. | Proposed Non-Res. |
|-------------|------------------|-------------------|------------------|-------------------|
| 1 | \$1,754 | \$1,930 | \$5,760 | \$6,071 |
| 2 | \$2,431 | \$2,635 | \$8,111 | \$8,506 |
| 3 | \$3,108 | \$3,340 | \$10,462 | \$10,942 |
| 4 | \$3,785 | \$4,045 | \$12,813 | \$13,377 |
| 5 | \$4,461 | \$4,750 | \$15,164 | \$15,813 |
| 6 | \$5,138 | \$5,455 | \$17,515 | \$18,248 |
| 7 | \$5,815 | \$6,160 | \$19,866 | \$20,684 |
| 8 | \$6,492 | \$6,866 | \$22,217 | \$23,119 |
| 9 | \$7,169 | \$7,571 | \$24,568 | \$25,555 |
| 10 | \$7,846 | \$8,276 | \$26,919 | \$27,990 |
| 11 | \$8,522 | \$8,981 | \$29,270 | \$30,426 |
| 12 | \$9,199 | \$9,686 | \$31,622 | \$32,862 |
| 13 | \$9,199 | \$9,686 | \$31,622 | \$32,862 |

| Credit Hour | Current Resident | Proposed Resident | Current Non-Res. | Proposed Non-Res. |
|-------------|------------------|-------------------|------------------|-------------------|
| 14 | \$9,199 | \$9,686 | \$31,622 | \$32,862 |
| 15 | \$9,199 | \$9,686 | \$31,622 | \$32,862 |
| 16 | \$9,199 | \$9,686 | \$31,622 | \$32,862 |
| 17 | \$9,199 | \$9,686 | \$31,622 | \$32,862 |
| 18 | \$9,199 | \$9,686 | \$31,622 | \$32,862 |
| 19 | \$9,876 | \$10,391 | \$33,973 | \$35,297 |
| 20 | \$10,553 | \$11,096 | \$36,324 | \$37,733 |
| 21 | \$11,230 | \$11,801 | \$38,675 | \$40,168 |
| 22 | \$11,907 | \$12,506 | \$41,026 | \$42,604 |
| 23 | \$12,583 | \$13,211 | \$43,377 | \$45,039 |
| 24 | \$13,260 | \$13,916 | \$45,728 | \$47,475 |
| 25 | \$13,937 | \$14,621 | \$48,079 | \$49,910 |

Approved Fee Increases – Logan

(full-time for two semesters)

- **Activity:** \$0.94 or 1.2%
- **Aggie Shuttle:** \$3.46 or 7.77%
- **Athletics*:** \$59.44 or 25.8%
- **Campus Recreation:** \$20.92 or 20.1%
- **Music & Theater:** \$0.10 or 0.4%

*We are proposing the Athletics increase as a one-time increase, to be reevaluated next year.



Student Fees: Logan Campus

| Fee Description | 2025-26 Current Fee | 2026-27 Fee Request | Move to Tuition | \$ Change | % Change |
|--------------------------|------------------------|---------------------------|--------------------|--------------|---------------|
| Activity | 76.10 | 77.04 | No | 0.94 | 1.2% |
| Building | 284.56 | 284.56 | No | 0.00 | 0.0% |
| Athletics | 230.56 | 290.00 | No | 59.44* | 25.8% |
| Aggie Shuttle | 44.54 | 48.00 | No | 3.46 | 7.8% |
| Technology | 113.44 | 0.00 | Yes | -113.44 | -100.0% |
| Campus Recreation | 104.32 | 125.24 | No | 20.92 | 20.1% |
| Library | 64.02 | 0.00 | Yes | -64.02 | -100.0% |
| Music & Theater | 24.60 | 24.70 | No | 0.10 | 0.4% |
| Student Nutrition Center | 6.00 | 6.00 | No | 0.00 | 0.0% |
| TOTAL | 948.14 | 855.54 | | -92.6 | -9.77% |

**Proposed as one-time increase for FY 2026-27.*

Student Fees: Statewide Campuses & Technical Education

| Fee Description | 2025-26 Current Fee | 2026-27 Fee Request | Move to Tuition | \$ Change | % Change |
|---------------------------------|--|---------------------------|-----------------------|--------------|-------------|
| Statewide Campuses | | | | | |
| Building | | | | | |
| Activity | All statewide campuses charge the same total, but the split between the fee categories varies based on student needs at each campus. | | | | |
| Instructional & Student Support | | | | | |
| Athletics (Eastern only) | | | | | |
| Total | \$516.14 | \$338.68 | Partial | -\$177.46 | -34.4% |
| Technical Education | \$6.00 | \$0.00 | Yes | -\$6.00 | -100% |

Athletics Comparison

| | Total Budget | Student Fee Revenue | # Tickets Allotted Basketball | # Tickets Allotted Football |
|------------------|--------------|---------------------|-------------------------------|-----------------------------|
| San Diego State | \$120.5M | \$15.1M | 2,500 (20%) | 5,000 (16%) |
| Oregon State | \$112.8M | \$3.0M* | -- | -- |
| Washington State | \$89M | \$2.5M^ | 4,000 (36%) | 8,000 (24%) |
| Colorado State | \$73.2M | \$6.1M | 3,000 (37%) | 10,000 (24%) |
| Boise State | \$65.5M | \$4.9M | 1,300 (10.5%) | 5,000 (15%) |
| Fresno State | \$56.5M | \$4.3M | -- | 4,000** (10%) |
| Utah State | \$51.3M | \$4.5M | 3,700 (36%) | 5,700 (22.8%) |
| Texas State | \$47.2M | \$20.9M | -- | -- |
| Gonzaga~ | \$48.3M | -- | -- | -- |

*ASOSU purchases tickets on behalf of students

^\$299 annual sports pass for tickets for students

**\$60 for football season tickets

~Gonzaga does not have football

Student Participation

Undergraduate,
degree-seeking
students



Attend
basketball or
football game

63%

Campus
recreation
participant

85%

Proposed Tuition & Fee Adjustments

| | Current Tuition and Fees | Tuition Adjustments | | Student Fee Adjustments | | Proposed Tuition and Fees | % Change |
|----------------------------|--------------------------|---------------------|-------|-------------------------|--------|---------------------------|----------|
| | | \$ | % | \$ | % | | |
| Undergraduate Resident | \$8,779 | \$441 | 5.65% | -\$92.60 | -9.77% | \$9,127 | 3.97% |
| Undergraduate Non-Resident | \$25,658 | \$1,008 | 4.10% | -\$92.60 | -9.77% | \$26,572 | 3.57% |
| Graduate Resident | \$10,147 | \$487 | 5.31% | -\$92.60 | -9.77% | \$10,541 | 3.88% |
| Graduate Non-Resident | \$32,570 | \$1,240 | 3.94% | -\$92.60 | -9.77% | \$33,717 | 3.52% |

Undergraduate: academic year, 15 credit hours per semester

Graduate: academic year, 12 credit hours per semester

Fee Adjustments are net of increases for student initiatives and decreases for Fees to Tuition changes



Proposed Tuition & Fee Adjustments (for students with 65 or fewer earned credits)

| | Current Tuition and Fees | Tuition Adjustments | | Student Fee Adjustments | | Proposed Tuition and Fees | % Change |
|---|--------------------------|---------------------|-------|-------------------------|---------|---------------------------|----------|
| | | \$ | % | \$ | % | | |
| <u>Eastern / Moab / Blanding</u> | | | | | | | |
| Undergraduate Resident | \$4,900 | \$325 | 7.41% | -\$177.46 | -34.38% | \$5,047 | 3.00% |
| Undergraduate Non-resident | \$13,141 | \$602 | 4.77% | -\$177.46 | -34.38% | \$13,565 | 3.23% |
| <u>Other Statewide campuses</u> | | | | | | | |
| Undergraduate Resident | \$8,347 | \$0 | 0% | -\$177.46 | -34.38% | \$8,170 | -2.13% |
| Undergraduate Non-resident | \$25,226 | \$0 | 0% | -\$177.46 | -34.38% | \$25,048 | -0.70% |

Undergraduate: academic year, 15 credit hours per semester

Fee Adjustments are net of increases for student initiatives and decreases for Fees to Tuition changes





Questions?

