



Utah Tech University USHE Tuition & Fees Adjustment Hearings

Utah State Board of Higher Education

March 27, 2026



TUITION AND FEE HEARINGS & MEETINGS

- Student Fee Advisory Board met four times between 1/16/26 and 2/6/26
- Trustee Finance/Investment Committee presentation on 2/11/26
- President's Cabinet presentation on 2/17/26
- Truth in Tuition/Student Fee Hearing on 2/24/26
- Student leadership review on 2/24/26
- Board of Trustees approved tuition and fee proposals on 3/5/26



OVERVIEW OF REQUESTS

	Current Tuition and Fees	\$ Tuition Adjustments	% Tuition Adjustments	\$ Student Fee Adjustments	% Student Fee Adjustments	Proposed Tuition and Fees	% Change
Undergraduate Resident	\$6,482	\$243	4.36%	(\$58.50)	(6.40%)	\$6,666	2.83%
Undergraduate Non-Resident	\$18,714	\$776	4.36%	(\$58.50)	(6.40%)	\$19,431	3.83%
Graduate Resident	\$9,626	\$380	4.36%	(\$58.50)	(6.40%)	\$9,947	3.34%
Graduate Non-Resident	\$21,962	\$917	4.36%	(\$58.50)	(6.40%)	\$22,820	3.91%

Undergraduate: academic year, 15 credit hours per semester

Graduate: academic year, 12 credit hours per semester

- Tuition and fee adjustments to take effect in Fall 2026



GENERAL STUDENT FEES RECOMMENDATION

OVERVIEW OF GENERAL STUDENT FEES

Fee Description	2025-26 Current Fee	2026-27 Fee Request	Move to Tuition	\$ Change	% Change
Athletic Bands	\$6.00	\$10.00	No	\$4.00	66.67%
Athletics	\$203.00	\$205.00	No	\$2.00	0.99%
Dept of Student Involvement	\$54.50	\$0.00	Yes	-\$54.50	-100%
Health and Wellness Center	\$56.50	\$0.00	Yes	-\$56.50	-100%
Student Building Fee	\$253.50	\$253.50	No	\$0	0%
New Student Union Building	\$98.00	\$142.00	No	\$44.00	44.90%
Recreation/Intramurals/Fitness	\$81.00	\$83.00	No	\$2.00	2.47%
Student Center Operations	\$63.50	\$64.50	No	\$1.00	1.57%
Student Government	\$90.50	\$90.00	No	-\$0.50	-0.55%
Student Resource Fee	\$7.00	\$7.00	No	\$0	0%
Total Student Fees	\$913.50	\$855.00		-\$58.50	-6.40%

STUDENT FEES MOVING TO TUITION

- Convert student fee support to tuition funding for two core institutional functions:
 - Student Involvement and Leadership (\$54.50 annual decrease)
 - Advisement, training, and administrative oversight for student government leaders
 - Booth Wellness Center (\$56.50 annual decrease)
 - Integrated care clinic for student physical and mental health
 - Already partially funded by E&G
- 12.15% decrease in student fees resulting in 1.85% tuition increase (revenue neutral in total)

NEW STUDENT UNION BUILDING

- Increase New Student Union Building fee by \$22.00 per semester (\$44.00 annual increase)
 - Third phase of student fee increase approved by February 2024 student referendum
 - Projected construction cost: \$80,000,000
 - \$50,000,000 institutional funds (donations/dedicated capital funds/auxiliaries/conference and event revenue/etc.)
 - \$30,000,000 savings and bond support from student fees
 - New building will offer greatly enhanced conference hosting, student programming, and dining facilities

ADDITIONAL GENERAL STUDENT FEE CHANGES

- Increase Athletic Bands fee (\$4.00 annual increase)
 - Improvements to staffing, equipment, and uniforms
- Increase Athletics fee (\$2.00 annual increase)
 - Move to Big Sky Conference in FY27
- Increase Recreation/Intramurals/Fitness fee (\$2.00 annual increase)
 - Cost of living increase for staff
 - Outdoor recreation equipment
- Increase Student Center Operations fee (\$1.00 annual increase)
 - Cost of living increase for staff
- Decrease Student Government fee (\$0.50 annual decrease)
 - Ongoing savings identified through prioritization of student activities



2026-27 TUITION RECOMMENDATION

PROPOSED ADJUSTMENTS TO TUITION

	Current Tuition	\$ Increase Legislative Match	% Increase Legislative Match	\$ Increase Institution Request	% Increase Institution Request	Proposed Tuition
Undergraduate Resident	\$5,568	\$109	1.95%	\$134	2.41%	\$5,811
Undergraduate Non-Resident	\$17,800	\$347	1.95%	\$429	2.41%	\$18,576
Graduate Resident	\$8,712	\$170	1.95%	\$210	2.41%	\$9,092
Graduate Non-Resident	\$21,048	\$410	1.95%	\$507	2.41%	\$21,965

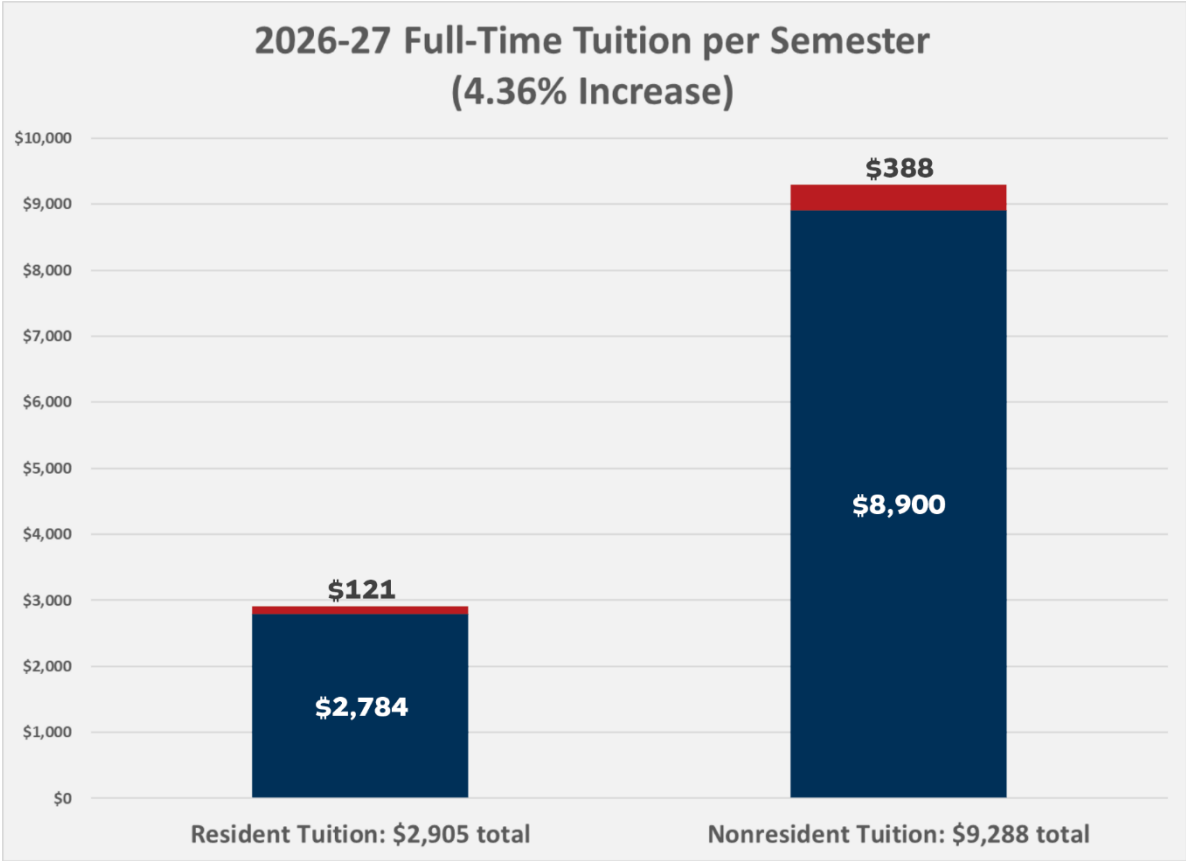
Undergraduate: academic year, 15 credit hours per semester

Graduate: academic year, 12 credit hours per semester

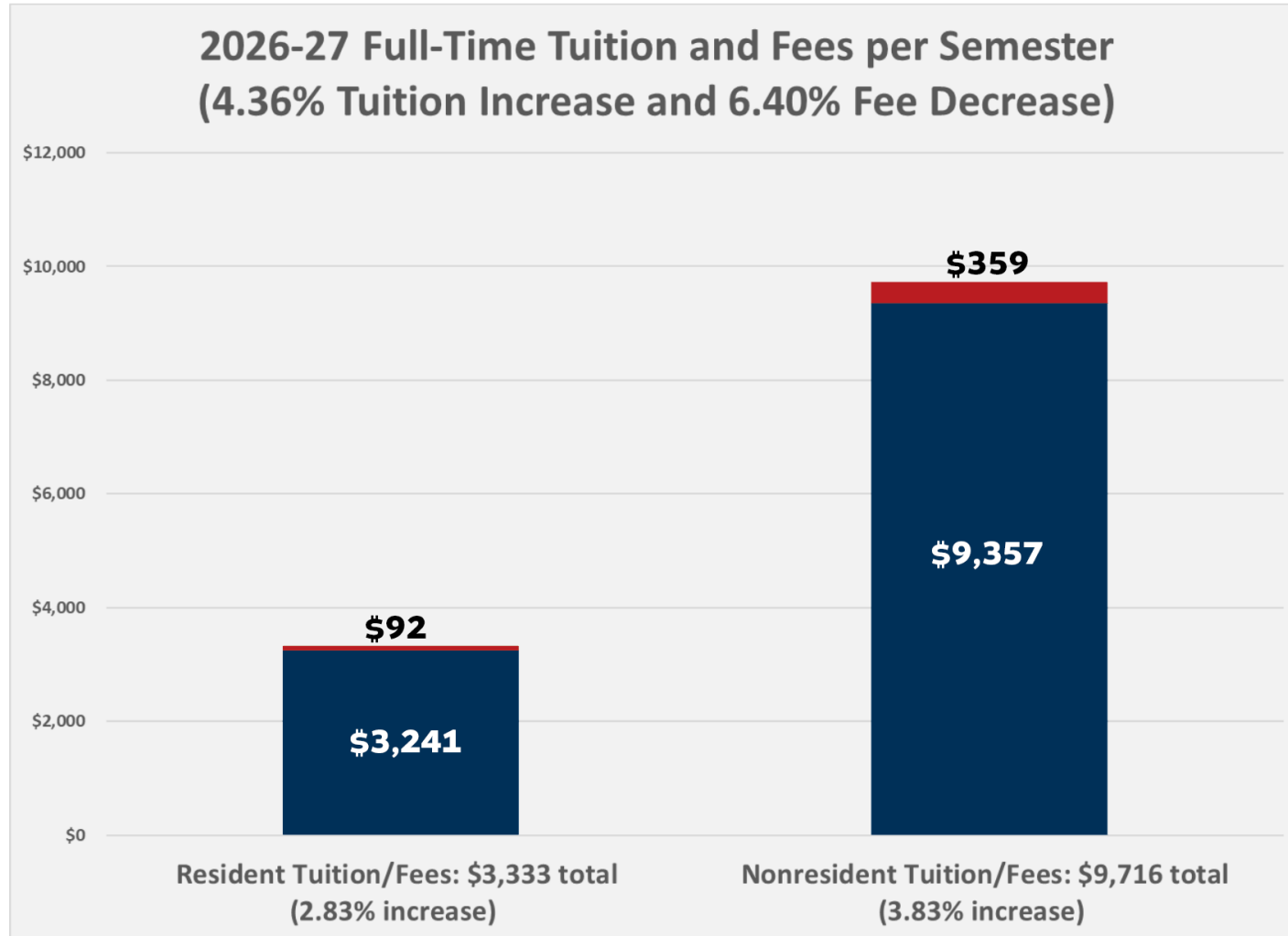
DETAIL OF INSTITUTIONAL REQUESTS (2.41% INCREASE)

- Student Involvement and Booth Wellness Center: 1.85% tuition increase
 - \$832,500 student fee revenue converted to tuition
- Faculty Rank Advancements: 0.56% tuition increase
 - \$252,000 needed for salary increases resulting from successful review/advancement for 53 full-time faculty

PROPOSED UNDERGRAD TUITION INCREASE



PROPOSED UNDERGRAD TUITION/FEE COMBINED NET INCREASE



CURRENT & PROPOSED UNDERGRAD TUITION SCHEDULE

Credit Hour	Current Resident	Proposed Resident	Current Non-Res.	Proposed Non-Res.
1	\$232.01	\$242.13	\$741.67	\$774.01
2	\$464.02	\$484.26	\$1,483.34	\$1,548.02
3	\$696.03	\$726.39	\$2,225.01	\$2,322.03
4	\$928.04	\$968.52	\$2,966.68	\$3,096.04
5	\$1,160.05	\$1,210.65	\$3,708.35	\$3,870.05
6	\$1,392.06	\$1,452.78	\$4,450.02	\$4,644.06
7	\$1,624.07	\$1,694.91	\$5,191.69	\$5,418.07
8	\$1,856.08	\$1,937.04	\$5,933.36	\$6,192.08
9	\$2,088.09	\$2,179.17	\$6,675.03	\$6,966.09
10	\$2,320.10	\$2,421.30	\$7,416.70	\$7,740.10
11	\$2,552.11	\$2,663.43	\$8,158.37	\$8,514.11
12	\$2,784.12	\$2,905.56	\$8,900.04	\$9,288.12
13	\$2,784.12	\$2,905.56	\$8,900.04	\$9,288.12

Credit Hour	Current Resident	Proposed Resident	Current Non-Res.	Proposed Non-Res.
14	\$2,784.12	\$2,905.56	\$8,900.04	\$9,288.12
15	\$2,784.12	\$2,905.56	\$8,900.04	\$9,288.12
16	\$2,784.12	\$2,905.56	\$8,900.04	\$9,288.12
17	\$2,784.12	\$2,905.56	\$8,900.04	\$9,288.12
18	\$2,784.12	\$2,905.56	\$8,900.04	\$9,288.12
19	\$2,784.12	\$2,905.56	\$8,900.04	\$9,288.12
20	\$2,784.12	\$2,905.56	\$8,900.04	\$9,288.12
21	\$3,016.13	\$3,147.69	\$9,641.71	\$10,062.13
22	\$3,248.14	\$3,389.82	\$10,383.38	\$10,836.14
23	\$3,480.15	\$3,631.95	\$11,125.05	\$11,610.15
24	\$3,712.16	\$3,874.08	\$11,866.72	\$12,384.16
25	\$3,944.17	\$4,116.21	\$12,608.39	\$13,158.17

CURRENT & PROPOSED GRADUATE TUITION SCHEDULE

Credit Hour	Current Resident	Proposed Resident	Current Non-Res.	Proposed Non-Res.
1	\$363.00	\$378.00	\$877.00	\$915.00
2	\$726.00	\$756.00	\$1,754.00	\$1,830.00
3	\$1,089.00	\$1,134.00	\$2,631.00	\$2,745.00
4	\$1,452.00	\$1,512.00	\$3,508.00	\$3,660.00
5	\$1,815.00	\$1,890.00	\$4,385.00	\$4,575.00
6	\$2,178.00	\$2,268.00	\$5,262.00	\$5,490.00
7	\$2,541.00	\$2,646.00	\$6,139.00	\$6,405.00
8	\$2,904.00	\$3,024.00	\$7,016.00	\$7,320.00
9	\$3,267.00	\$3,402.00	\$7,893.00	\$8,235.00
10	\$3,630.00	\$3,780.00	\$8,770.00	\$9,150.00
11	\$3,993.00	\$4,158.00	\$9,647.00	\$10,065.00
12	\$4,356.00	\$4,536.00	\$10,524.00	\$10,980.00
13	\$4,719.00	\$4,914.00	\$11,401.00	\$11,895.00

Credit Hour	Current Resident	Proposed Resident	Current Non-Res.	Proposed Non-Res.
14	\$5,082.00	\$5,292.00	\$12,278.00	\$12,810.00
15	\$5,445.00	\$5,670.00	\$13,155.00	\$13,725.00
16	\$5,808.00	\$6,048.00	\$14,032.00	\$14,640.00
17	\$6,171.00	\$6,426.00	\$14,909.00	\$15,555.00
18	\$6,534.00	\$6,804.00	\$15,786.00	\$16,470.00
19	\$6,897.00	\$7,182.00	\$16,663.00	\$17,385.00
20	\$7,260.00	\$7,560.00	\$17,540.00	\$18,300.00
21	\$7,623.00	\$7,938.00	\$18,417.00	\$19,215.00
22	\$7,986.00	\$8,316.00	\$19,294.00	\$20,130.00
23	\$8,349.00	\$8,694.00	\$20,171.00	\$21,045.00
24	\$8,712.00	\$9,072.00	\$21,048.00	\$21,960.00
25	\$9,075.00	\$9,450.00	\$21,925.00	\$22,875.00

HOW ADJUSTMENTS WILL AFFECT AFFORDABILITY

- Utah Tech is carefully balancing affordability with meeting the needs of a rapidly growing service region
- 2.83% combined tuition/fee increase for resident undergraduate students is closely in line with current inflation rates
- After the proposed adjustments, tuition and fees at Utah Tech will remain comparable to other USHE regional universities and lower than regional/national peer institutions


ANNUAL TUITION/FEES: PEER INSTITUTIONS (2024-25 RESIDENT UNDERGRADUATE)

- Oregon Institute of Technology: \$13,260
- University of Akron: \$13,135
- Western Colorado University: \$11,318
- University of Wisconsin-Stout: \$10,701
- Colorado Mesa University: \$9,927
- Purdue University Fort Wayne: \$9,532
- New Mexico Institute of Mining and Technology: \$9,476
- SUNY College of Technology at Canton: \$8,742
- Montana Technological University: \$8,340
- Cal Poly Pomona: \$7,780
- Rogers State University: \$7,750
- Southern Utah University: \$6,962
- Weber State University: \$6,557
- Utah Valley University: \$6,507
- **Utah Tech University: \$6,306**

DIFFERENTIAL TUITION NEW GRADUATE PROGRAMS

Program	Proposed Resident Tuition (per credit)	Proposed Non-Resident Tuition (per credit)
Master of Artificial Intelligence (online)	\$550.00	\$550.00
Master of Science in Genomics (in person)	\$600.00	\$950.00

- Programs will begin in Fall 2026
- Both programs have already received funding support through Talent Ready Utah
- Proposed tuition rates are comparable to existing programs offered by other institutions in USHE and surrounding states



THANK YOU!