



THE
UNIVERSITY
of UTAH

USHE Tuition and Fees Adjustment Hearing

Utah State Board of Higher Education

March 27, 2026

IMPACT 2030 VISION

To improve the life of every Utahn and advance a new national higher education model for delivering societal impact.

Tuition & Fee Hearings / Meetings

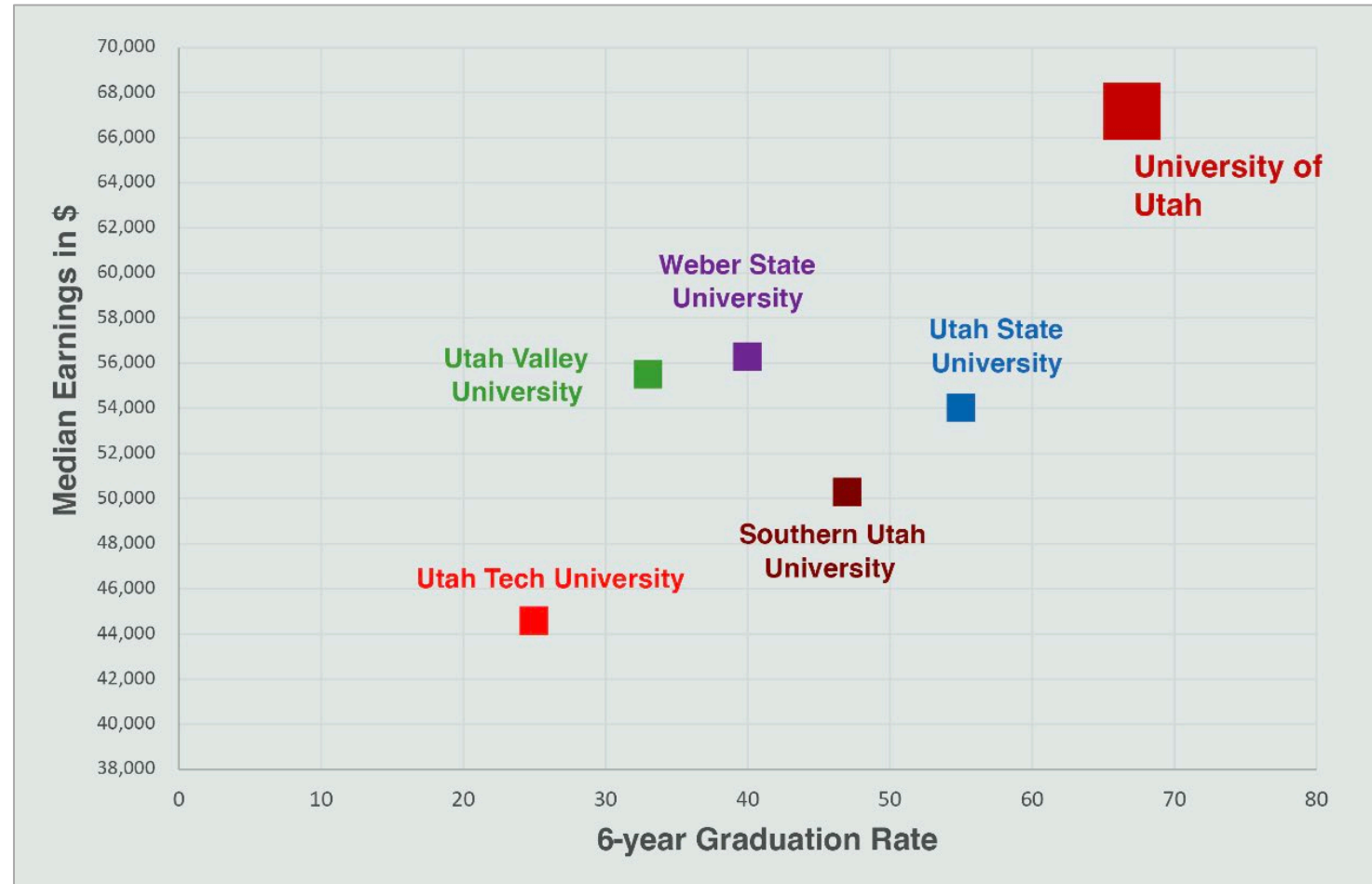
- Final General Student Advisory Board Meeting: **February 12, 2026**
- Truth-in-Tuition Student Hearing: **March 4, 2026**
- Student Leadership Review: **March 3, 2026**
- Board of Trustee Meeting: **March 18, 2026**
- Board of Trustees special tuition session: **March 18, 2026**

Summary of Proposals

- General Tuition Increase: 3.5%
- General Student Fees: **Decrease by 2.15%**
- Undergraduate Differential: **Net Neutral – College of Architecture & Planning**
- Graduate Differential Increase:
 - **Masters of Business Creation**
 - **Educational Psychology Graduate Programs**
- Graduate New Programs:
 - **Master Certificate in Construction Engineering**
 - **Master of Athletic Training**
- Net Impact of Adjustments on Affordability

Grad Rates & Median Earnings

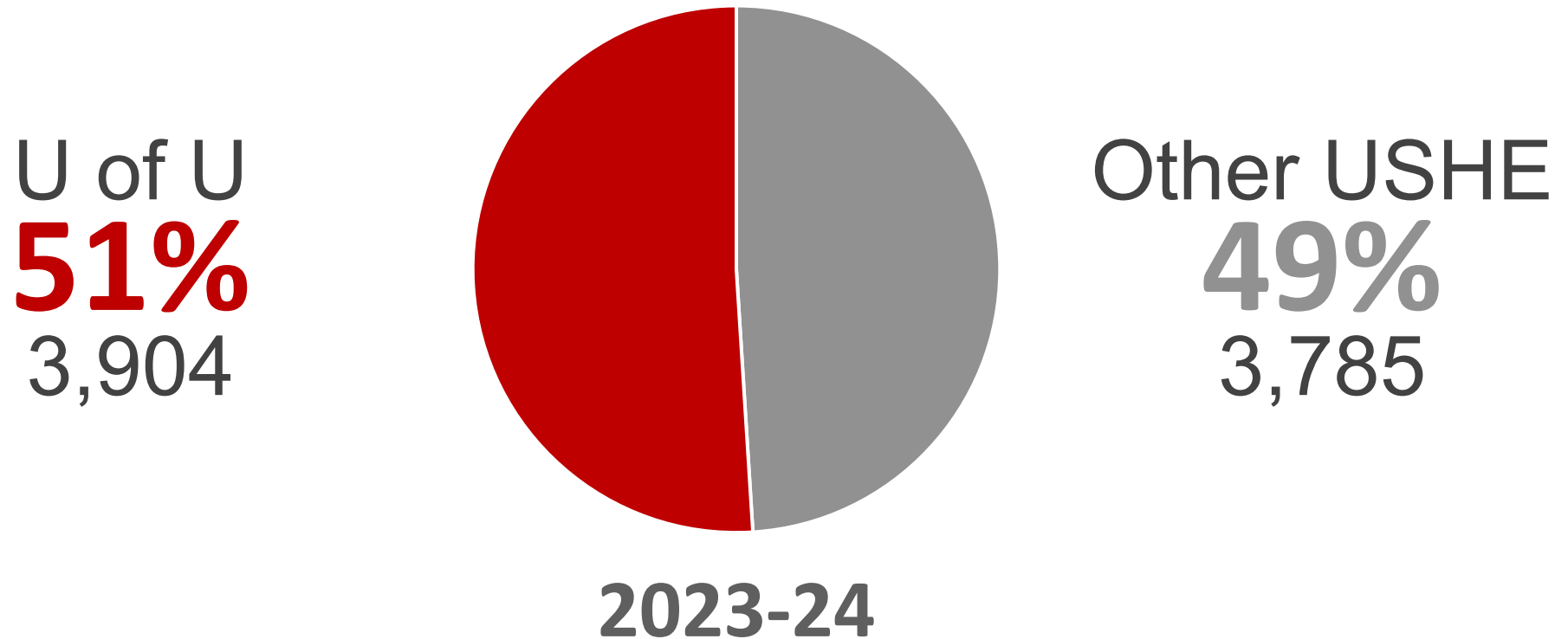
The U has the highest among Utah's public institutions.



6-year graduation rate per IPEDS
 Median Earnings per the College Scorecard 10 years after entry

Meeting Demands

The U prepares students for high-demand jobs by awarding more STEM degrees than all other public institutions in Utah combined.



IPEDS 2023-2024
STEM definition is per the DHS STEM Designated Degree Program List

2026-27 Tuition Recommendation

Proposed Expenses to Cover

Description	Tuition % Increase	Tuition \$ Increase	Rolling % Increase	Rolling \$ Increase
2.5% Compensation Increase	0.87%	4,204,200		
Health & Dental Insurance	0.58%	2,792,300	1.45%	6,996,500
Internal Service Funds	0.00%	20,700	1.45%	7,017,200
SB 8 Compensation Adjustments	0.06%	300,033	1.51%	7,317,233
Faculty Salary Adjustments for Inflation, Promotion, and Retention	1.98%	9,600,000	3.50%	16,917,233
TOTAL	3.50%	16,917,233		

How Increases are Used

Tuition increases are used to support student success and completion rates.

- Cover the university's required legislative match for compensation increases, dental and medical benefits, and insurance and liability
- Address faculty promotion and retention
- Support student services
- Respond to unforeseen increases in operational costs due to
- rapid inflation

Differential Proposals for FY27

College	Modality	Tuition Schedule Description	25-26 Rate	26-27 Rate	\$ Change	% Change	Purpose and Use
UNDERGRADUATE							
Architecture	In-person	Undergraduate Differential	\$68.80	\$75.68	Net neutral for students after accounting for decrease in course/program fees		Increase transparency and streamline student billing
GRADUATE							
Business	Online	Masters of Business Creation (MBC)	\$550.00	\$833.33	\$283.33	51.51%	Meeting market costs, and demands of quality mentoring and increased resources
Education	In-person	Educational Psychology Graduate Programs	\$72.22	\$115.00	\$42.78	59.24%	Market alignment, supporting clinical infrastructure & accreditation
Engineering	Online	MS in Construction Engineering (Certificates)	\$0.00	\$1,300.00	\$1,300.00	New	Match rate of new certificate to MS construction degree
Health	Hybrid	Master of Athletic Training	\$0.00	\$900.00	\$900.00	New	Funds hybrid delivery, clinical immersion, specialized support

General Student Fees Recommendation

Overview of General Student Fees

Fee Description	2025-26 Current Fee	2026-27 Fee Request	Move to Tuition	\$ Change	% Change
Athletic	\$165.38	\$165.38	No	\$0	0%
ASUU Activity	\$47.40	\$47.40	No	\$0	0%
Building	\$238.48	\$238.48	No	\$0	0%
Campus Recreation	\$37.62	\$37.62	No	\$0	0%
Computing	\$238.90	\$215.01	No	-\$23.89	-10%
Fine Arts	\$37.00	\$37.00	No	\$0	0%
Gardner Commons	\$90.00	\$90.00	No	\$0	0%
Student Life Center	\$120.00	\$120.00	No	\$0	0%
Student Media	\$18.00	\$18.00	No	\$0	0%
Transportation	\$116.70	\$116.70	No	\$0	0%
TOTAL	\$1,109.48	\$1,085.58		-\$23.89	-2.15%

General Student Fee Changes

The General Student Advisory board has recommended a decrease to the Computing Fee by 10%, (decreasing overall fees by 2.15% or \$23 per student)

How Adjustments will Affect Affordability

Tuition Schedule Overview

	Current Tuition and Fees	\$ Tuition Adjustments	% Tuition Adjustments	\$ Student Fee Adjustments	% Student Fee Adjustments	Proposed Tuition & Fees	Net Increase
Undergraduate Resident	10,849	341	3.50%	(23.90)	-2.15%	11,166	2.92%
Undergraduate Non-Resident	35,199	1,193	3.50%	(23.90)	-2.15%	36,368	3.32%
Graduate Resident	10,879	343	3.50%	(23.31)	-2.15%	11,198	2.94%
Graduate Non-Resident	35,649	1,210	3.50%	(23.31)	-2.15%	36,836	3.33%

Undergraduate: academic year, 15 credit hours per semester

Graduate: academic year, 12 credit hours per semester

Value

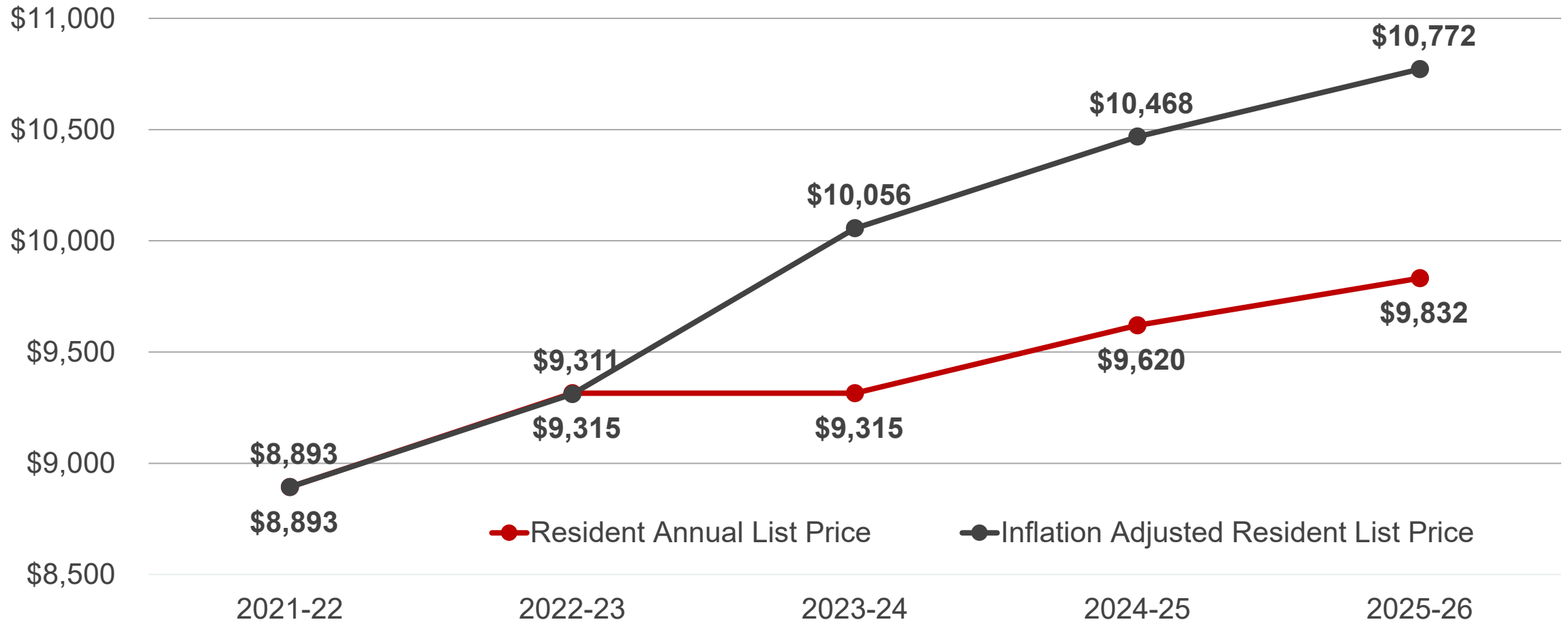
Among the AAU public universities in the West, the University of Utah's in-state and out-of-state tuition are the lowest.

AAU Public Universities in the West	In-State	Out-of-State
University of Utah	\$9,620	\$30,860
Arizona State University Campus Immersion	\$12,223	\$33,139
University of Washington-Seattle Campus	\$12,973	\$43,209
University of Colorado Boulder	\$15,666	\$44,918
University of Oregon	\$16,137	\$44,598
University of California, Davis	\$16,774	\$50,974

Tuition & Fees from IPEDS 2024-2025
 University of Utah: 13 undergraduate credit hours per semester

List Price Tuition & Inflation

FIRST-TIME STUDENTS



Utah Resident Scholarships

University of Utah is investing \$74M+ annually in scholarships for Utah residents and \$58.3M in merit scholarships across 9,109 offers:

- **4-year impact:** \$297M+ in potential student support
- **Total reach:** 10,900+ scholarship offers annually to Utah students
- **Transfer scholarships (Utah residents):** \$1.37M across 333 offers
- **Additional aid not included:** need-based + departmental scholarships → total investment is even higher

Awards reflect **offers (not final enrollments)**—higher amounts needed to stay competitive

Questions?

Appendix

Proposed Adjustments to Tuition

	Current Tuition	\$ Increase Legislative Match	% Increase Legislative Match	\$ Increase Institution Request	% Increase Institution Request	Proposed Tuition (no Fees)
Undergraduate Resident	\$9,739.32	\$147.06	1.51%	\$193.81	1.99%	\$10,080.20
Undergraduate Non-Resident	\$34,089.40	\$531.50	1.51%	\$678.38	1.99%	\$35,299.28
Graduate Resident	\$9,796.66	\$164.27	1.51%	\$194.95	1.99%	\$10,155.88
Graduate Non-Resident	\$34,567.56	\$538.31	1.51%	\$687.89	1.99%	\$35,793.76

Detail of Institutional Requests

(R-4B Forms)

Outside of mandatory increases, the University of Utah is recommending an additional increase of 1.99% to address faculty compensation.

- Faculty salaries in all colleges are far below the median faculty salary for other AAU institutions. This is causing retention issues.
- Additionally, Faculty workload is increasing, and productivity is on the rise. There will be additional teaching capacity for ~200 sections/year.
- Research funding has steadily grown and is still on an upward trajectory:
 - FY24 = \$691M -> FY25 = **\$782M**
 - **530 invention disclosures** filed
 - Creation of **12,760 jobs** in Utah
 - Contribution of **\$805M to GDP**

Current & Proposed Undergraduate Tuition Schedule

Credit Hour	Current Resident	Proposed Resident	Current Non-Res.	Proposed Non-Res.
1	\$2,078.52	\$2,151.27	\$7,750.64	\$8,021.91
2	\$2,625.72	\$2,717.62	\$9,631.98	\$9,969.10
3	\$3,172.92	\$3,283.97	\$11,513.32	\$11,916.29
4	\$3,720.12	\$3,850.32	\$13,394.66	\$13,863.47
5	\$4,267.32	\$4,416.68	\$15,276.00	\$15,810.66
6	\$4,814.52	\$4,983.03	\$17,157.34	\$17,757.85
7	\$5,361.72	\$5,549.38	\$19,038.68	\$19,705.03
8	\$5,908.92	\$6,115.73	\$20,920.02	\$21,652.22
9	\$6,456.12	\$6,682.08	\$22,801.36	\$23,599.41
10	\$7,003.32	\$7,248.44	\$24,682.70	\$25,546.59
11	\$7,550.52	\$7,814.79	\$26,564.04	\$27,493.78
12	\$8,097.72	\$8,381.14	\$28,445.38	\$29,440.97
13	\$8,644.92	\$8,947.49	\$30,326.72	\$31,388.16

Credit Hour	Current Resident	Proposed Resident	Current Non-Res.	Proposed Non-Res.
14	\$9,192.12	\$9,513.84	\$32,208.06	\$33,335.34
15	\$9,739.32	\$10,080.20	\$34,089.40	\$35,282.53
16	\$10,286.52	\$10,646.55	\$35,970.74	\$37,229.72
17	\$10,833.72	\$11,212.90	\$37,852.08	\$39,176.90
18	\$11,380.92	\$11,779.25	\$39,733.42	\$41,124.09
19	\$11,928.12	\$12,345.60	\$41,614.76	\$43,071.28
20	\$12,475.32	\$12,911.96	\$43,496.10	\$45,018.46
21	\$13,022.52	\$13,478.31	\$45,377.44	\$46,965.65
22	\$13,569.72	\$14,044.66	\$47,258.78	\$48,912.84
23	\$14,116.92	\$14,611.01	\$49,140.12	\$50,860.02
24	\$14,664.12	\$15,177.36	\$51,021.46	\$52,807.21
25	\$15,211.32	\$15,743.72	\$52,902.80	\$54,754.40

Current & Proposed Graduate Tuition Schedule

Credit Hour	Current Resident	Proposed Resident	Current Non-Res.	Proposed Non-Res.
1	\$2,721.46	\$2,816.71	\$9,665.98	\$10,004.29
2	\$3,364.66	\$3,482.42	\$11,929.76	\$12,347.30
3	\$4,007.86	\$4,148.14	\$14,193.54	\$14,690.31
4	\$4,651.06	\$4,813.85	\$16,457.32	\$17,033.33
5	\$5,294.26	\$5,479.56	\$18,721.10	\$19,376.34
6	\$5,937.46	\$6,145.27	\$20,984.88	\$21,719.35
7	\$6,580.66	\$6,810.98	\$23,248.66	\$24,062.36
8	\$7,223.86	\$7,476.70	\$25,512.44	\$26,405.38
9	\$7,867.06	\$8,142.41	\$27,776.22	\$28,748.39
10	\$8,510.26	\$8,808.12	\$30,040.00	\$31,091.40
11	\$9,153.46	\$9,473.83	\$32,303.78	\$33,434.41
12	\$9,796.66	\$10,139.54	\$34,567.56	\$35,777.42
13	\$10,439.86	\$10,805.26	\$36,831.34	\$38,120.44

Credit Hour	Current Resident	Proposed Resident	Current Non-Res.	Proposed Non-Res.
14	\$11,083.06	\$ 11,470.97	\$39,095.12	\$40,463.45
15	\$11,726.26	\$ 12,136.68	\$41,358.90	\$42,806.46
16	\$12,369.46	\$ 12,802.39	\$43,622.68	\$45,149.47
17	\$13,012.66	\$ 13,468.10	\$45,886.46	\$47,492.49
18	\$13,655.86	\$ 14,133.82	\$48,150.24	\$49,835.50
19	\$14,299.06	\$ 14,799.53	\$50,414.02	\$52,178.51
20	\$14,942.26	\$ 15,465.24	\$52,677.80	\$54,521.52
21	\$15,585.46	\$ 16,130.95	\$54,941.58	\$56,864.54
22	\$16,228.66	\$ 16,796.66	\$57,205.36	\$59,207.55
23	\$16,871.86	\$ 17,462.38	\$59,469.14	\$61,550.56
24	\$17,515.06	\$ 18,128.09	\$61,732.92	\$63,893.57
25	\$18,158.26	\$ 18,793.80	\$63,996.70	\$66,236.58