

Tuition and Fee Adjustment Proposal

Presented to the Utah Board of Higher Education
March 27, 2026



WEBER STATE
UNIVERSITY

WSU Board of Trustees Recommendations



- **No tuition increase for undergraduate resident and non-resident students who have completed 59 or fewer credit hours.**
- **An increase in tuition of 3% for undergraduate resident and non-resident students who have completed 60 credit hours or more.**
- **Averaging these rates yields an increase of 1.79%**
- **An increase in student general fees of 2.9% for all students.**



Tuition and Fees Hearings & Meetings

January 16 and 23, 2026

- Student Fee Recommendation Committee presentations

January 30 and February 6, 2026

- Student Fee Recommendation Committee deliberations

February 23, 2026

- Truth-in-Tuition Student Hearing
- Student Leadership review

March 11, 2026

- WSU President's Council

March 18, 2026

- Board of Trustees Meeting

Description of our Process

- WSU senior leadership drafted state appropriated and student fee budgets and requisite tuition and fee increases for FY2026-27.
- Next we sought input from student government and the student body, who conducted a thorough independent process on student fees.
- After additional analysis, we presented it to our Board of Trustees, balancing a commitment to affordability with institutional needs and emphasizing how the expected tuition changes will be used to improve student experiences and success.



Overview of Requests



| | Current Tuition and Fees | \$ Tuition Adjustments | % Tuition Adjustments | \$ Student Fee Adjustments | % Student Fee Adjustments | Proposed Tuition and Fees | % Change |
|---|--------------------------|------------------------|-----------------------|----------------------------|---------------------------|---------------------------|----------|
| Undergraduate Resident – Associate Degree | \$6,657 | \$0 | 0.00% | \$23 | 2.90% | \$6,580 | 0.35% |
| Undergraduate Non-Resident – Associate Degree | \$17,545 | \$0 | 0.00% | \$23 | 2.90% | \$17,568 | 0.13% |
| Undergraduate Resident – Upper Division | \$6,693 | \$177 | 3.00% | \$23 | 2.90% | \$6,893 | 2.99% |
| Undergraduate Non-Resident – Upper Division | \$17,945 | \$515 | 3.00% | \$23 | 2.90% | \$18,483 | 3.00% |
| Graduate Resident | \$9,312 | \$271 | 3.18% | \$23 | 2.90% | \$9,606 | 3.15% |
| Graduate Non-Resident | \$21,690 | \$642 | 3.07% | \$23 | 2.90% | \$22,355 | 3.07% |



General Student Fees Recommendation



Overview of General Student Fees



| Fee Description | 2025-26 Current Fee | 2026-27 Fee Request | Move to Tuition | \$ Change | % Change |
|---|---------------------------|------------------------|--------------------|--------------|-------------|
| Activity | \$188.90 | \$201.90 | No | \$13.00 | 6.9% |
| Building | \$239.84 | \$240.20 | No | \$0.36 | 0.2% |
| Athletic | \$147.12 | \$152.74 | No | \$5.62 | 3.8% |
| Union Building | \$85.26 | \$86.60 | No | \$1.34 | 1.6% |
| ID Card/Student Support | \$19.00 | \$19.00 | No | \$0.00 | 0.0% |
| Recreation | \$95.18 | \$97.16 | No | \$1.98 | 2.1% |
| Transportation | \$13.50 | \$14.04 | No | \$0.54 | 4.0% |
| | | | | | |
| Grand Total | \$788.80 | \$811.64 | No | \$22.84 | 2.9% |
| % of Res. Undrgrad. Upper Div. Tuition | 13.4% | 13.3% | | | |

General Student Fees Moving to Tuition

- Last year, Weber State converted \$2 million in student fees to tuition.
- Weber State is not requesting additional fees be converted to tuition this year.





Proposed General Student Fee Changes

- **\$250,000** = Increases to keep Compensation and Benefits in Sync with State Appropriated employees
 - \$71,000 to keep activity scholarships in sync with a 3.00% increase in tuition
 - \$51,000 to cover salaries in sync with state appropriated 2.5% COLA increase
 - \$127,000 to cover expected increases health and dental benefits
- **\$100,000** = WSUSA's approved request for new funding in target areas
 - About 80% funds instructional support or student activities
- **Recommendation to the board: 2.9% increase**



2026-27 Tuition Recommendation



Proposed adjustments to tuition



| | Current Tuition | \$ Increase Legislative Match | % Increase Legislative Match | \$ Increase Institution Request | % Increase Institution Request | Proposed Tuition |
|---|-----------------|-------------------------------|------------------------------|---------------------------------|--------------------------------|------------------|
| Undergraduate Resident – Associate Degree | \$5,768 | \$0 | 0.00% | \$0 | 0.00% | \$5,768 |
| Undergraduate Non-Resident – Associate Degree | \$16,756 | \$0 | 0.00% | \$0 | 0.00% | \$16,768 |
| Undergraduate Resident – Upper Division | \$5,904 | \$113 | 1.92% | \$64 | 1.08% | \$6,081 |
| Undergraduate Non-Resident – Upper Division | \$17,157 | \$329 | 1.92% | \$185 | 1.08% | \$17,617 |
| Graduate Resident (MED Program) | \$8,523 | \$173 | 2.03% | \$97 | 1.14% | \$8,794 |
| Graduate Non-Resident (MED Program) | \$20,901 | \$411 | 1.96% | \$55 | 1.11% | \$21,543 |

Details of Weber's Requests





**Expected mandatory
cost increases:**

\$476, 803

Increased costs

- Fuel, power, water, AG fees, and more
-

Anticipated rate of increase

- 8%-10% for fuel and power
- 10% for water



**Enhancing data
privacy:**

\$122,000

**Data Privacy
Coordinator and
program improvements**

**Ensures compliance with
2024 state legislation**



**Course scheduling
and support:**

\$172,000

Implementation and ongoing maintenance of Ad Astra

- Oversight of platform integration
 - Resource for technical support
 - Responsibility for system reliability
-

Anticipated benefits

- More efficient use of campus space
- Improved course access
- Better degree planning
- Faster time to degree completion



**Elimination of
Developmental Math
course fee:**

\$250,000

Removing key barriers for students requiring remedial support

- Full cost of implementation requires a mix of performance funding and tuition increase
-

Anticipated benefits

- Increase enrollment and completion of developmental course work
- Accelerate progression into credit-bearing courses
- Support on-time degree completion

Affordability and Service Region Impacts

- Tuition is frozen for undergraduate students with 59 or fewer credits, demonstrating our commitment to affordability.
- Even with the 1.08% tuition increase over state-mandated costs for upper-division and graduate degrees, Weber State will remain very competitive within our region and will sustain an outstanding return on investment.



WEBER STATE UNIVERSITY

Current and proposed undergraduate associate degree tuition schedule

| Credit Hour | Current Resident | Proposed Resident | Current Non-Res. | Proposed Non-Res. |
|-------------|------------------|-------------------|------------------|-------------------|
| 1 | \$512.72 | \$512.72 | \$1,501.81 | \$1,501.81 |
| 2 | \$749.87 | \$749.87 | \$2,189.43 | \$2,189.43 |
| 3 | \$987.02 | \$987.02 | \$2,877.05 | \$2,877.05 |
| 4 | \$1,224.17 | \$1,224.17 | \$3,564.67 | \$3,564.67 |
| 5 | \$1,461.32 | \$1,461.32 | \$4,252.29 | \$4,252.29 |
| 6 | \$1,698.47 | \$1,698.47 | \$4,939.91 | \$4,939.91 |
| 7 | \$1,935.62 | \$1,935.62 | \$5,627.53 | \$5,627.53 |
| 8 | \$2,172.77 | \$2,172.77 | \$6,315.15 | \$6,315.15 |
| 9 | \$2,409.92 | \$2,409.92 | \$7,002.77 | \$7,002.77 |
| 10 | \$2,647.07 | \$2,647.07 | \$7,690.39 | \$7,690.39 |
| 11 | \$2,884.22 | \$2,884.22 | \$8,378.01 | \$8,378.01 |
| 12 | \$2,884.22 | \$2,884.22 | \$8,378.01 | \$8,378.01 |
| 13 | \$2,884.22 | \$2,884.22 | \$8,378.01 | \$8,378.01 |

| Credit Hour | Current Resident | Proposed Resident | Current Non-Res. | Proposed Non-Res. |
|-------------|------------------|-------------------|------------------|-------------------|
| 14 | \$2,884.22 | \$2,884.22 | \$8,378.01 | \$8,378.01 |
| 15 | \$2,884.22 | \$2,884.22 | \$8,378.01 | \$8,378.01 |
| 16 | \$2,884.22 | \$2,884.22 | \$8,378.01 | \$8,378.01 |
| 17 | \$2,884.22 | \$2,884.22 | \$8,378.01 | \$8,378.01 |
| 18 | \$2,884.22 | \$2,884.22 | \$8,378.01 | \$8,378.01 |
| 19 | \$3,121.37 | \$3,121.37 | \$9,065.63 | \$9,065.63 |
| 20 | \$3,358.52 | \$3,358.52 | \$9,753.25 | \$9,753.25 |
| 21 | \$3,595.67 | \$3,595.67 | \$10,440.87 | \$10,440.87 |
| 22 | \$3,832.82 | \$3,832.82 | \$11,128.49 | \$11,128.49 |
| 23 | \$4,069.97 | \$4,069.97 | \$11,816.11 | \$11,816.11 |
| 24 | \$4,307.12 | \$4,307.12 | \$12,503.73 | \$12,503.73 |
| 25 | \$4,544.27 | \$4,544.27 | \$13,191.35 | \$13,191.35 |

Current and proposed undergraduate upper division tuition schedule

| Credit Hour | Current Resident | Proposed Resident | Current Non-Res. | Proposed Non-Res. |
|-------------|------------------|-------------------|------------------|-------------------|
| 1 | \$524.92 | \$540.67 | \$1,537.85 | \$1,583.98 |
| 2 | \$767.63 | \$790.66 | \$2,241.89 | \$2,309.14 |
| 3 | \$1,010.34 | \$1,040.65 | \$2,945.93 | \$3,034.30 |
| 4 | \$1,253.05 | \$1,290.64 | \$3,649.97 | \$3,759.46 |
| 5 | \$1,495.76 | \$1,540.63 | \$4,354.01 | \$4,484.62 |
| 6 | \$1,738.47 | \$1,790.62 | \$5,058.05 | \$5,209.78 |
| 7 | \$1,981.18 | \$2,040.61 | \$5,762.09 | \$5,934.94 |
| 8 | \$2,223.89 | \$2,290.60 | \$6,466.13 | \$6,660.10 |
| 9 | \$2,466.60 | \$2,540.59 | \$7,170.17 | \$7,385.26 |
| 10 | \$2,709.31 | \$2,790.58 | \$7,874.21 | \$8,110.42 |
| 11 | \$2,952.02 | \$3,040.57 | \$8,578.25 | \$8,835.58 |
| 12 | \$2,952.02 | \$3,040.57 | \$8,578.25 | \$8,835.58 |
| 13 | \$2,952.02 | \$3,040.57 | \$8,578.25 | \$8,835.58 |

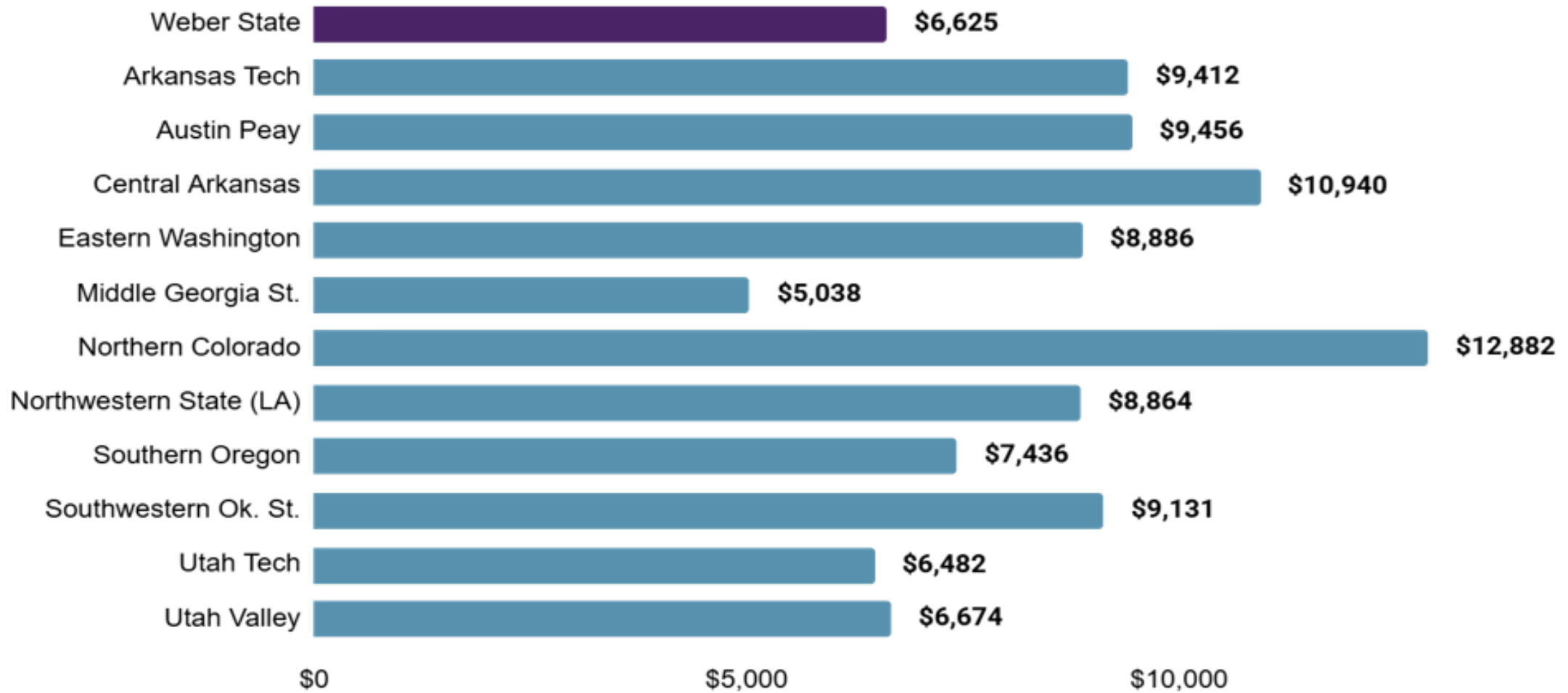
| Credit Hour | Current Resident | Proposed Resident | Current Non-Res. | Proposed Non-Res. |
|-------------|------------------|-------------------|------------------|-------------------|
| 14 | \$2,952.02 | \$3,040.57 | \$8,578.25 | \$8,835.58 |
| 15 | \$2,952.02 | \$3,040.57 | \$8,578.25 | \$8,835.58 |
| 16 | \$2,952.02 | \$3,040.57 | \$8,578.25 | \$8,835.58 |
| 17 | \$2,952.02 | \$3,040.57 | \$8,578.25 | \$8,835.58 |
| 18 | \$2,952.02 | \$3,040.57 | \$8,578.25 | \$8,835.58 |
| 19 | \$3,194.73 | \$3,290.56 | \$9,282.29 | \$9,560.74 |
| 20 | \$3,437.44 | \$3,540.55 | \$9,986.33 | \$10,285.90 |
| 21 | \$3,680.15 | \$3,790.54 | \$10,690.37 | \$11,011.06 |
| 22 | \$3,922.86 | \$4,040.53 | \$11,394.41 | \$11,736.22 |
| 23 | \$4,165.57 | \$4,290.52 | \$12,098.45 | \$12,461.38 |
| 24 | \$4,408.28 | \$4,540.51 | \$12,802.49 | \$13,186.54 |
| 25 | \$4,650.99 | \$4,790.50 | \$13,506.53 | \$13,911.70 |

Current and proposed graduate tuition schedule

| Credit Hour | Current Resident | Proposed Resident | Current Non-Res. | Proposed Non-Res. |
|-------------|------------------|-------------------|------------------|-------------------|
| 1 | \$661.89 | \$682.44 | \$1,776.11 | \$1,830.08 |
| 2 | \$1,013.35 | \$1,045.13 | \$2,635.03 | \$2,715.46 |
| 3 | \$1,364.81 | \$1,407.82 | \$3,493.95 | \$3,600.84 |
| 4 | \$1,716.27 | \$1,770.51 | \$4,352.87 | \$4,486.22 |
| 5 | \$2,067.73 | \$2,133.20 | \$5,211.79 | \$5,371.60 |
| 6 | \$2,419.19 | \$2,495.89 | \$6,070.71 | \$6,256.98 |
| 7 | \$2,770.65 | \$2,858.58 | \$6,929.63 | \$7,142.36 |
| 8 | \$3,122.11 | \$3,221.27 | \$7,788.55 | \$8,027.74 |
| 9 | \$3,473.57 | \$3,583.96 | \$8,647.47 | \$8,913.12 |
| 10 | \$3,825.03 | \$3,946.65 | \$9,506.39 | \$9,798.50 |
| 11 | \$4,176.49 | \$4,309.34 | \$10,365.31 | \$10,683.88 |
| 12 | \$4,261.64 | \$4,397.04 | \$10,450.46 | \$10,771.58 |
| 13 | \$4,346.79 | \$4,484.74 | \$10,535.61 | \$10,859.28 |

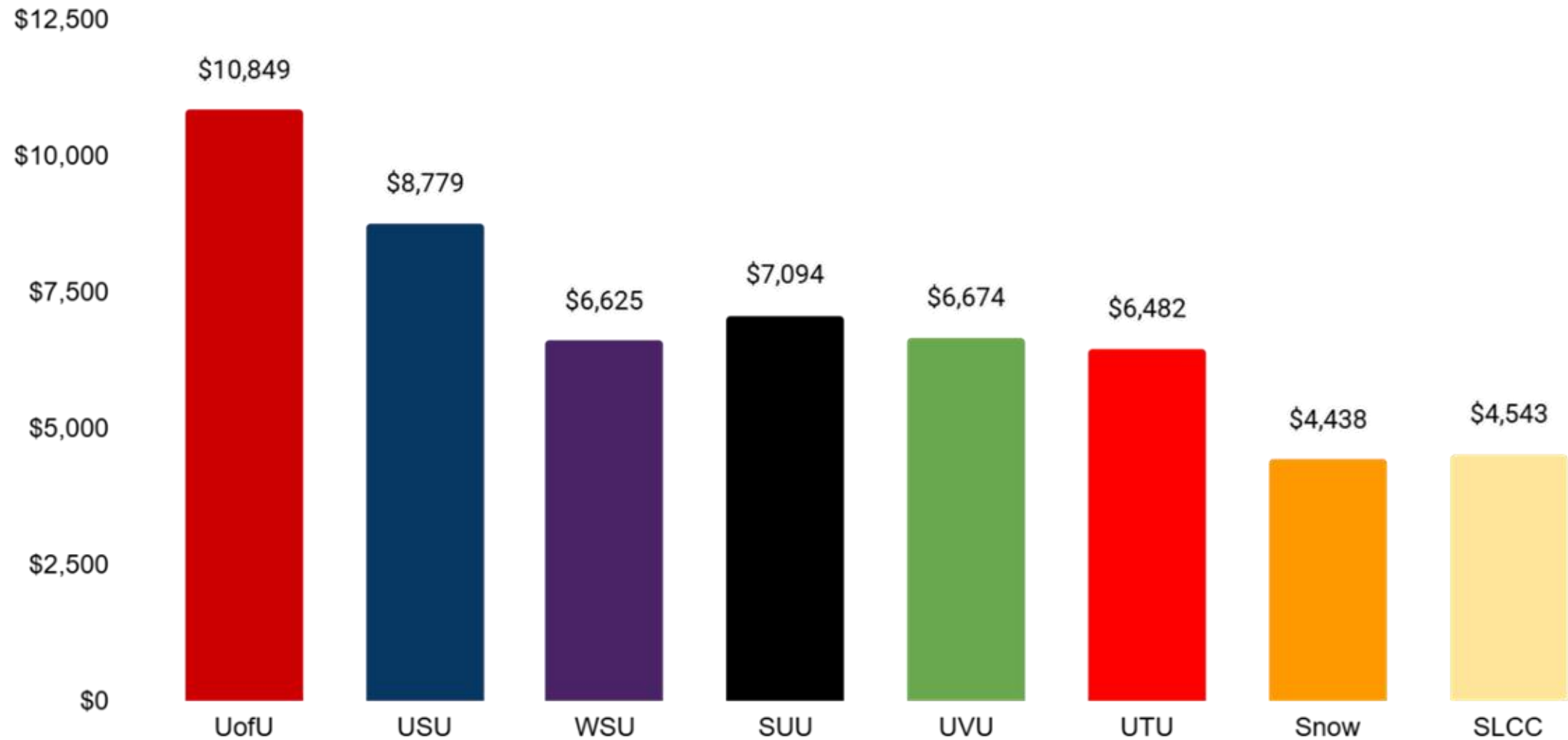
| Credit Hour | Current Resident | Proposed Resident | Current Non-Res. | Proposed Non-Res. |
|-------------|------------------|-------------------|------------------|-------------------|
| 14 | \$4,431.94 | \$4,572.44 | \$10,620.76 | \$10,946.98 |
| 15 | \$4,517.09 | \$4,660.14 | \$10,705.91 | \$11,034.68 |
| 16 | \$4,602.24 | \$4,747.84 | \$10,791.06 | \$11,122.38 |
| 17 | \$4,687.39 | \$4,835.54 | \$10,876.21 | \$11,210.08 |
| 18 | \$4,772.54 | \$4,923.24 | \$10,961.36 | \$11,297.78 |
| 19 | \$5,124.00 | \$5,285.93 | \$11,820.28 | \$12,183.16 |
| 20 | \$5,475.46 | \$5,648.62 | \$12,679.20 | \$13,068.54 |
| 21 | \$5,826.92 | \$6,011.31 | \$13,538.12 | \$13,953.92 |
| 22 | \$6,178.38 | \$6,374.00 | \$14,397.04 | \$14,839.30 |
| 23 | \$6,529.84 | \$6,736.69 | \$15,255.96 | \$15,724.68 |
| 24 | \$6,881.30 | \$7,099.38 | \$16,114.88 | \$16,610.06 |
| 25 | \$7,232.76 | \$7,462.07 | \$16,973.80 | \$17,495.44 |

2024-25 Annual Tuition and Fees as Compared to Peer Institutions

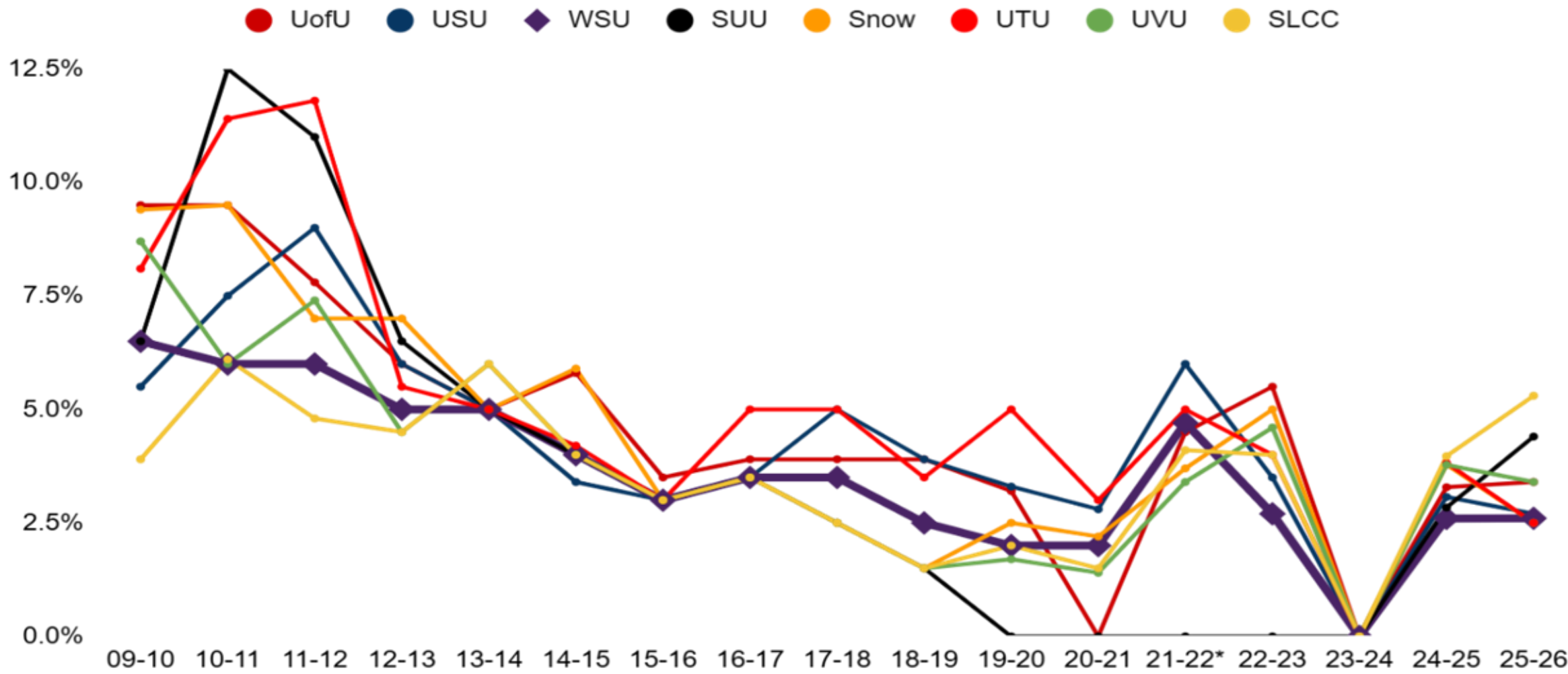


WEBER STATE UNIVERSITY

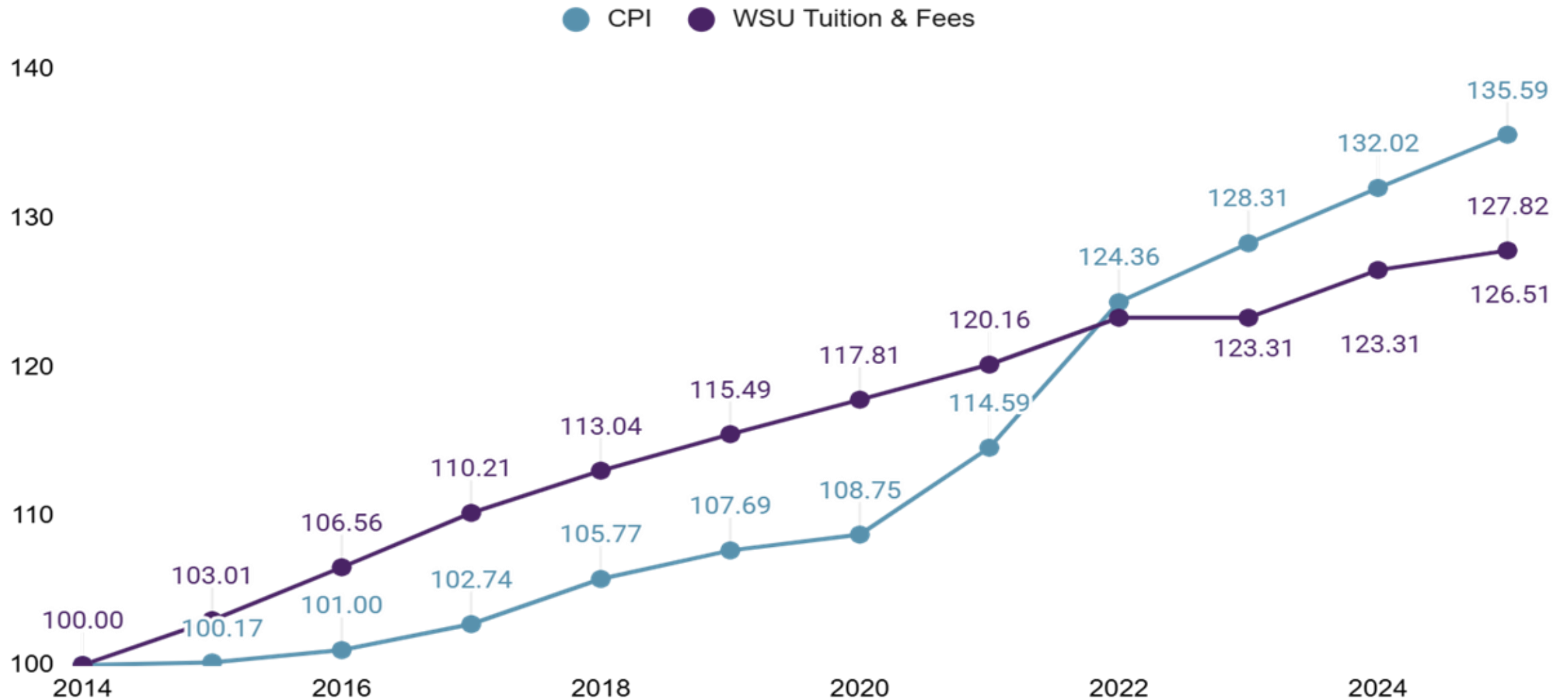
Utah tuition comparison, 2024-25



Utah tuition rate changes



WSU Tuition & Fees vs CPI*, 2014 to 2025



* Comparing Consumer Price Index for All Urban Consumers to WSU Tuition & Fees for July of each year. Indexed to July 2014 = 100

Commitments to Affordability

- Moving student fees to base funding
- Streamlining pathways
- Improving Concurrent Enrollment
- Developing Sub-120s and 3+2 Master's
- Reorganizing scholarships and adopting multi-year awards
- Prioritizing CATalyst and CATapult



Sustained Return on Investment



BEST
10-YEAR
INVESTMENT

IN UTAH

Utah Foundation report
2023

GEORGETOWN'S
CENTER ON EDUCATION
& THE WORKFORCE

TOP 15 in 20, 30, and
40-year **ROI** for public
associate's degree institutions
NATIONWIDE

2025

**Thank you for making our
\$312 tuition differential possible.**



Thank you!

