

Tab J – Staffing



UTAH SYSTEM OF
HIGHER EDUCATION

Staffing Summary 1

TABLE 1 USHE Employee Count for Fall 2019 2

TABLE 2A USHE Regular Faculty Teaching Workload Fall 2019 12

TABLE 2B Four Year Comparison of Regular Faculty Teaching Workloads 12

TABLE 2C Part-Time Faculty Teaching Workload Fall 2019..... 13

STAFFING

Background

As part of its overall master planning effort, the Board of Regents has adopted a policy on faculty teaching workload that defines standard teaching loads for faculty at each USHE institution (Policy R485, Faculty Workload Guidelines). The reports in this tab provide data to allow the Regents to evaluate the actual institutional performance compared to the policy. The full statistical reporting of all USHE employees as of Fall Semester 2019, is the product of an overall process to improve the quality and quantity of system-level data available through the system.

Explanation of Attachments

The report on Employee Count presents the full employee count of each USHE institution and for the system as a whole. Employees are grouped into two categories: Appropriated and Non-Appropriated. Each group of employees is categorized according to standard higher education functional categories (i.e. instruction, public service, research, etc.).

Reports of Faculty Teaching Workload calculate average faculty contact hours, average instructional credit hours, and student credit hours per full-time regular faculty FTE and per part-time faculty headcount. These measures are arrayed by institution type for full-time regular faculty. Faculty contact hours are a measure intended to represent the actual contact time faculty have with students each week. Instructional credit hours reflect the published credit hour values of the classes that faculty members teach. Student credit hours equal instructional credit hours multiplied by the number of students in a given class.

Table 1 (page 1 of 10)

USHE EMPLOYEE FTE COUNT FOR FALL 2019

TOTAL - UTAH SYSTEM OF HIGHER EDUCATION

EDUCATION AND GENERAL CLASSIFICATION											
Instruction	Research	Public Service	Academic Support		Student Services		Institutional Support	O&M Plant	Auxiliaries	Hospital	Total
			Libraries	Other	Athletics	Other					

I. APPROPRIATED

Regular Faculty	4,378.13	210.86	103.99	40.29	39.50	0.45	1.13	1.75	0.00	0.00	0.00	4,776.10
Adjunct / Wage Rated Faculty	2,114.76	39.00	0.00	3.82	5.23	0.00	1.38	5.43	0.00	0.00	0.00	2,169.62
Teaching Assistants	525.89	52.29	12.06	0.53	12.42	0.00	0.67	0.00	0.00	0.00	0.00	603.86
Executives	23.58	1.66	2.49	7.29	83.23	3.66	26.73	120.09	5.00	0.00	0.00	273.73
Staff	1,417.15	103.00	302.42	429.40	837.06	241.25	1,036.09	1,625.54	1,166.36	0.96	0.00	7,159.23
Wage Payroll	711.95	45.89	67.83	91.15	393.02	28.20	354.30	332.39	749.97	0.00	0.00	2,774.70
Subtotal	9,171.46	452.70	488.79	572.48	1,370.45	273.56	1,420.30	2,085.19	1,921.33	0.96	0.00	17,757.23

II. NON-APPROPRIATED

Regular Faculty	91.99	210.02	26.82	1.00	16.81	0.00	2.43	3.45	0.00	0.00	236.00	588.52
Adjunct / Wage Rated Faculty	372.96	210.69	654.00	0.00	305.03	0.25	1.49	3.41	0.00	0.02	345.00	1,892.85
Teaching Assistants	183.06	227.38	298.70	0.00	126.99	3.01	10.00	1.37	0.00	0.52	0.00	851.03
Executives	2.25	11.93	0.79	0.00	1.46	0.91	0.21	4.09	0.00	0.16	1.00	22.80
Staff	495.51	1,616.07	1,565.95	1.09	403.76	204.24	355.54	645.73	22.14	845.65	7,158.00	13,313.69
Wage Payroll	637.06	417.82	1,064.40	10.26	285.49	71.00	671.75	698.80	11.67	916.30	2,415.00	7,199.54
Subtotal	1,782.83	2,693.91	3,610.66	12.35	1,139.54	279.41	1,041.42	1,356.86	33.81	1,762.65	10,155.00	23,868.43

III. TOTAL

Regular Faculty	4,470.12	420.88	130.81	41.29	56.31	0.45	3.56	5.20	0.00	0.00	236.00	5,364.62
Adjunct / Wage Rated Faculty	2,487.72	249.69	654.00	3.82	310.26	0.25	2.87	8.84	0.00	0.02	345.00	4,062.47
Teaching Assistants	708.95	279.67	310.76	0.53	139.41	3.01	10.67	1.37	0.00	0.52	0.00	1,454.89
Executives	25.84	13.59	3.28	7.29	84.69	4.57	26.94	124.18	5.00	0.16	1.00	296.53
Staff	1,912.66	1,719.07	1,868.37	430.49	1,240.82	445.49	1,391.63	2,271.27	1,188.50	846.61	7,158.00	20,472.92
Wage Payroll	1,349.01	463.71	1,132.23	101.40	678.51	99.20	1,026.05	1,031.19	761.64	916.30	2,415.00	9,974.24
TOTAL	10,954.29	3,146.61	4,099.45	584.82	2,509.99	552.98	2,461.72	3,442.05	1,955.14	1,763.61	10,155.00	41,625.67

SUMMARY TABLE: DETAIL OF NON-APPROPRIATED EMPLOYEES

Grants & Contracts	149.64	2,305.40	497.00	0.00	35.30	0.00	368.77	101.67	0.00	3.89	0.00	3,461.67
Sales & Services	1,119.55	98.28	2,585.66	1.05	939.00	150.13	191.12	515.22	26.12	2.68	0.00	5,628.81
Auxiliaries	9.58	0.00	0.00	0.00	0.00	73.14	1.68	0.00	0.00	1,651.32	0.00	1,735.72
Hospital	0.00	0.00	0.00	0.00	0.00	0.00	0.00	0.00	0.00	0.00	10,155.00	10,155.00
Other Non-Appropriated	504.08	290.21	528.00	11.30	165.24	55.24	480.85	739.96	7.69	104.76	0.00	2,887.33
Subtotal, Non-appropriated	1,782.85	2,693.89	3,610.66	12.35	1,139.54	278.51	1,042.42	1,356.85	33.81	1,762.65	10,155.00	23,868.53

Table 1 (page 2 of 10)

USHE EMPLOYEE FTE COUNT FOR FALL 2019

UNIVERSITY OF UTAH

EDUCATION AND GENERAL CLASSIFICATION											
Instruction	Research	Public Service	Academic Support		Student Services		Institutional Support	O&M Plant	Auxiliaries	Hospital	Total
			Libraries	Other	Athletics	Other					

I. APPROPRIATED

Regular Faculty	1,210.01	139.75	0.00	0.00	0.00	0.00	0.00	0.00	0.00	0.00	0.00	1,349.76
Adjunct / Wage Rated Faculty	205.00	39.00	0.00	0.00	0.00	0.00	0.00	0.00	0.00	0.00	0.00	244.00
Teaching Assistants	324.89	0.00	0.00	0.00	0.00	0.00	0.00	0.00	0.00	0.00	0.00	324.89
Executives	0.00	0.00	1.00	2.29	10.00	0.00	5.64	36.00	1.00	0.00	0.00	55.93
Staff	546.50	30.00	196.21	284.35	209.00	0.00	194.24	437.27	273.86	0.00	0.00	2,171.43
Wage Payroll	225.25	12.00	20.00	15.00	102.00	0.00	61.00	112.00	365.00	0.00	0.00	912.25
Subtotal	2,511.65	220.75	217.21	301.64	321.00	0.00	260.88	585.27	639.86	0.00	0.00	5,058.26

II. NON-APPROPRIATED

Regular Faculty	0.00	157.00	2.00	0.00	1.00	0.00	0.00	0.00	0.00	0.00	236.00	396.00
Adjunct / Wage Rated Faculty	151.00	210.15	654.00	0.00	301.00	0.00	0.00	0.00	0.00	0.00	345.00	1,661.15
Teaching Assistants	121.00	47.50	285.00	0.00	126.00	0.00	0.00	0.00	0.00	0.00	0.00	579.50
Executives	0.00	11.00	0.00	0.00	0.00	0.00	0.00	0.00	0.00	0.00	1.00	12.00
Staff	145.00	1,512.29	1,150.00	0.00	292.00	148.00	90.00	195.00	0.00	476.00	7,158.00	11,166.29
Wage Payroll	122.00	248.12	682.00	0.00	145.00	0.00	0.00	148.00	0.00	236.00	2,415.00	3,996.12
Subtotal	539.00	2,186.06	2,773.00	0.00	865.00	148.00	90.00	343.00	0.00	712.00	10,155.00	17,811.06

III. TOTAL

Regular Faculty	1,210.01	296.75	2.00	0.00	1.00	0.00	0.00	0.00	0.00	0.00	236.00	1,745.76
Adjunct / Wage Rated Faculty	356.00	249.15	654.00	0.00	301.00	0.00	0.00	0.00	0.00	0.00	345.00	1,905.15
Teaching Assistants	445.89	47.50	285.00	0.00	126.00	0.00	0.00	0.00	0.00	0.00	0.00	904.39
Executives	0.00	11.00	1.00	2.29	10.00	0.00	5.64	36.00	1.00	0.00	1.00	67.93
Staff	691.50	1,542.29	1,346.21	284.35	501.00	148.00	284.24	632.27	273.86	476.00	7,158.00	13,337.72
Wage Payroll	347.25	260.12	702.00	15.00	247.00	0.00	61.00	260.00	365.00	236.00	2,415.00	4,908.37
TOTAL	3,050.65	2,406.81	2,990.21	301.64	1,186.00	148.00	350.88	928.27	639.86	712.00	10,155.00	22,869.32

SUMMARY TABLE: DETAIL OF NON-APPROPRIATED EMPLOYEES

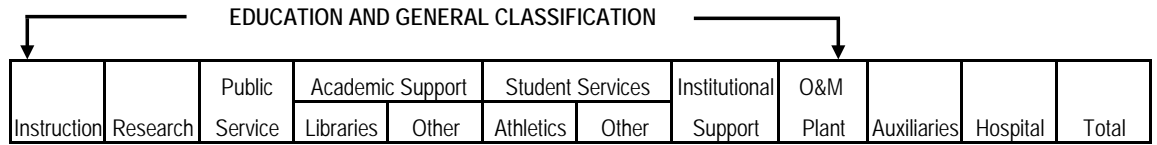
Grants & Contracts	0.00	1,926.06	0.00	0.00	0.00	0.00	0.00	0.00	0.00	0.00	0.00	1,926.06
Sales & Services	539.00	0.00	2,487.00	0.00	865.00	148.00	90.00	230.00	0.00	0.00	0.00	4,359.00
Auxiliaries	0.00	0.00	0.00	0.00	0.00	0.00	0.00	0.00	0.00	712.00	0.00	712.00
Hospital	0.00	0.00	0.00	0.00	0.00	0.00	0.00	0.00	0.00	0.00	10,155.00	10,155.00
Other Non-Appropriated	0.00	260.00	286.00	0.00	0.00	0.00	0.00	113.00	0.00	0.00	0.00	659.00
Subtotal, Non-appropriated	539.00	2,186.06	2,773.00	0.00	865.00	148.00	90.00	343.00	0.00	712.00	10,155.00	17,811.06

Table 1 (page 3 of 10)

USHE EMPLOYEE FTE COUNT FOR FALL 2019

UTAH STATE UNIVERSITY*

*Includes USU-Eastern counts



I. APPROPRIATED

	Instruction	Research	Public Service	Academic Support		Student Services		Institutional Support	O&M Plant	Auxiliaries	Hospital	Total
				Libraries	Other	Athletics	Other					
Regular Faculty	896.01	70.11	103.49	25.29	11.17	0.45	0.75	0.25	0.00	0.00	0.00	1,107.52
Adjunct / Wage Rated Faculty	133.92	0.00	0.00	0.00	0.69	0.00	1.38	5.43	0.00	0.00	0.00	141.42
Teaching Assistants	201.00	52.29	12.06	0.53	12.42	0.00	0.67	0.00	0.00	0.00	0.00	278.97
Executives	21.40	1.66	1.49	3.00	19.40	0.66	2.94	17.15	1.00	0.00	0.00	68.70
Staff	388.15	71.53	85.78	44.90	177.38	63.62	180.84	242.21	292.37	0.00	0.00	1,546.78
Wage Payroll	126.68	33.89	39.49	31.19	65.78	3.57	30.82	17.98	123.38	0.00	0.00	472.78
Subtotal	1,767.16	229.48	242.31	104.91	286.84	68.30	217.40	283.02	416.75	0.00	0.00	3,616.17

II. NON-APPROPRIATED

Regular Faculty	58.86	52.72	24.56	0.00	3.73	0.00	2.43	3.26	0.00	0.00	0.00	145.56
Adjunct / Wage Rated Faculty	71.97	0.00	0.00	0.00	1.44	0.00	0.49	0.00	0.00	0.00	0.00	73.90
Teaching Assistants	62.06	179.88	13.70	0.00	0.99	3.01	10.00	1.37	0.00	0.52	0.00	271.53
Executives	0.96	0.93	0.75	0.00	0.17	0.91	0.00	0.44	0.00	0.00	0.00	4.16
Staff	88.04	102.05	250.66	1.09	41.70	35.38	52.17	139.39	0.53	135.59	0.00	846.60
Wage Payroll	281.92	165.49	197.03	2.44	48.50	40.36	167.55	66.36	0.37	271.69	0.00	1,241.71
Subtotal	563.81	501.07	486.70	3.53	96.53	79.66	232.64	210.82	0.90	407.80	0.00	2,583.46

III. TOTAL

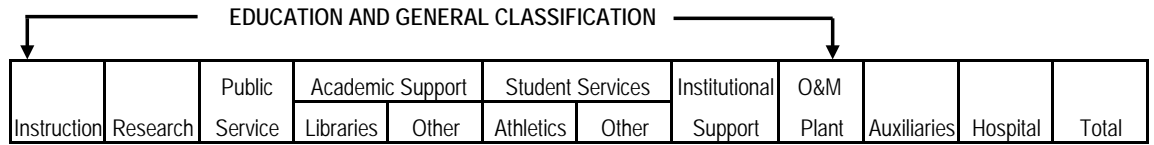
Regular Faculty	954.87	122.83	128.05	25.29	14.90	0.45	3.18	3.51	0.00	0.00	0.00	1,253.08
Adjunct / Wage Rated Faculty	205.89	0.00	0.00	0.00	2.13	0.00	1.87	5.43	0.00	0.00	0.00	215.32
Teaching Assistants	263.06	232.17	25.76	0.53	13.41	3.01	10.67	1.37	0.00	0.52	0.00	550.50
Executives	22.36	2.59	2.24	3.00	19.57	1.57	2.94	17.59	1.00	0.00	0.00	72.86
Staff	476.19	173.58	336.44	45.99	219.08	99.00	233.01	381.60	292.90	135.59	0.00	2,393.38
Wage Payroll	408.60	199.38	236.52	33.63	114.28	43.93	198.37	84.34	123.75	271.69	0.00	1,714.49
TOTAL	2,330.97	730.55	729.01	108.44	383.37	147.96	450.04	493.84	417.65	407.80	0.00	6,199.63

SUMMARY TABLE: DETAIL OF NON-APPROPRIATED EMPLOYEES

Grants & Contracts	56.94	374.46	323.10	0.00	0.00	0.00	48.28	0.00	0.00	0.00	0.00	802.78
Sales & Services	298.85	98.28	90.79	1.05	27.49	2.13	34.94	201.40	0.52	2.68	0.00	758.13
Auxiliaries	0.00	0.00	0.00	0.00	0.00	73.14	1.00	0.00	0.00	405.12	0.00	479.26
Hospital	0.00	0.00	0.00	0.00	0.00	0.00	0.00	0.00	0.00	0.00	0.00	0.00
Other Non-Appropriated	208.02	28.33	72.81	2.48	69.04	4.39	149.42	9.42	0.38	0.00	0.00	544.29
Subtotal, Non-appropriated	563.81	501.07	486.70	3.53	96.53	79.66	233.64	210.82	0.90	407.80	0.00	2,584.46

USHE EMPLOYEE FTE COUNT FOR FALL 2019

WEBER STATE UNIVERSITY



I. APPROPRIATED

Regular Faculty	567.83	1.00	0.00	0.00	6.69	0.00	0.00	1.25	0.00	0.00	0.00	576.77
Adjunct / Wage Rated Faculty	327.67	0.00	0.00	0.00	0.09	0.00	0.00	0.00	0.00	0.00	0.00	327.76
Teaching Assistants	0.00	0.00	0.00	0.00	0.00	0.00	0.00	0.00	0.00	0.00	0.00	0.00
Executives	0.00	0.00	0.00	0.00	8.31	1.00	0.25	10.92	1.00	0.00	0.00	21.48
Staff	88.77	1.47	0.00	28.25	111.43	44.68	121.30	180.19	130.46	0.00	0.00	706.55
Wage Payroll	27.62	0.00	1.08	6.04	72.30	1.02	54.51	31.16	53.03	0.00	0.00	246.76
Subtotal	1,011.89	2.47	1.08	34.29	198.82	46.70	176.06	223.52	184.49	0.00	0.00	1,879.32

II. NON-APPROPRIATED

Regular Faculty	12.71	0.30	0.26	0.00	10.34	0.00	0.00	0.05	0.00	0.00	0.00	23.66
Adjunct / Wage Rated Faculty	107.20	0.54	0.00	0.00	2.59	0.00	0.00	3.41	0.00	0.02	0.00	113.76
Teaching Assistants	0.00	0.00	0.00	0.00	0.00	0.00	0.00	0.00	0.00	0.00	0.00	0.00
Executives	0.32	0.00	0.00	0.00	0.00	0.00	0.11	0.00	0.00	0.00	0.00	0.43
Staff	66.45	1.73	15.85	0.00	24.50	0.00	62.37	18.69	12.61	86.84	0.00	289.04
Wage Payroll	35.58	1.88	16.47	6.20	21.56	0.00	214.07	20.34	2.38	138.93	0.00	457.41
Subtotal	222.26	4.45	32.58	6.20	58.99	0.00	276.55	42.49	14.99	225.79	0.00	884.30

III. TOTAL

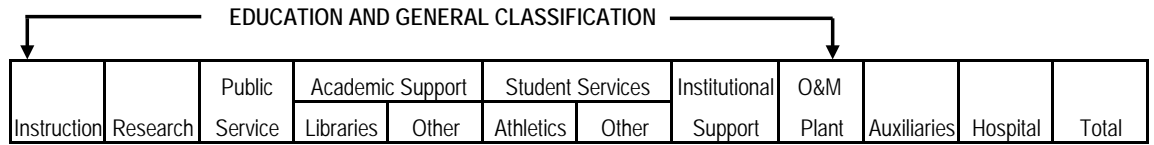
Regular Faculty	580.54	1.30	0.26	0.00	17.03	0.00	0.00	1.30	0.00	0.00	0.00	600.43
Adjunct / Wage Rated Faculty	434.87	0.54	0.00	0.00	2.68	0.00	0.00	3.41	0.00	0.02	0.00	441.52
Teaching Assistants	0.00	0.00	0.00	0.00	0.00	0.00	0.00	0.00	0.00	0.00	0.00	0.00
Executives	0.32	0.00	0.00	0.00	8.31	1.00	0.36	10.92	1.00	0.00	0.00	21.91
Staff	155.22	3.20	15.85	28.25	135.93	44.68	183.67	198.88	143.07	86.84	0.00	995.59
Wage Payroll	63.20	1.88	17.55	12.24	93.86	1.02	268.58	51.50	55.41	138.93	0.00	704.17
TOTAL	1,234.15	6.92	33.66	40.49	257.81	46.70	452.61	266.01	199.48	225.79	0.00	2,763.62

SUMMARY TABLE: DETAIL OF NON-APPROPRIATED EMPLOYEES

Grants & Contracts	3.73	2.57	15.45	0.00	9.63	0.00	100.90	0.93	0.00	0.00	0.00	133.21
Sales & Services	39.77	0.00	0.00	0.00	15.77	0.00	4.39	24.04	7.68	0.00	0.00	91.65
Auxiliaries	0.00	0.00	0.00	0.00	0.00	0.00	0.00	0.00	0.00	121.03	0.00	121.03
Hospital	0.00	0.00	0.00	0.00	0.00	0.00	0.00	0.00	0.00	0.00	0.00	0.00
Other Non-Appropriated	178.76	1.88	17.13	6.20	33.59	0.00	171.26	17.52	7.31	104.76	0.00	538.41
Subtotal, Non-appropriated	222.26	4.45	32.58	6.20	58.99	0.00	276.55	42.49	14.99	225.79	0.00	884.30

USHE EMPLOYEE FTE COUNT FOR FALL 2019

SOUTHERN UTAH UNIVERSITY



I. APPROPRIATED

Regular Faculty	309.14	0.00	0.00	9.00	3.00	0.00	0.00	0.00	0.00	0.00	0.00	0.00	321.14
Adjunct / Wage Rated Faculty	129.17	0.00	0.00	3.53	2.10	0.00	0.00	0.00	0.00	0.00	0.00	0.00	134.80
Teaching Assistants	0.00	0.00	0.00	0.00	0.00	0.00	0.00	0.00	0.00	0.00	0.00	0.00	0.00
Executives	1.66	0.00	0.00	1.00	10.84	1.00	4.90	9.00	0.00	0.00	0.00	0.00	28.40
Staff	40.82	0.00	3.63	11.88	60.23	51.27	69.90	90.19	61.01	0.00	0.00	0.00	388.93
Wage Payroll	56.62	0.00	2.65	4.25	11.93	0.65	31.23	26.20	86.82	0.00	0.00	0.00	220.35
Subtotal	537.41	0.00	6.28	29.66	88.10	52.92	106.03	125.39	147.83	0.00	0.00	0.00	1,093.62

II. NON-APPROPRIATED

Regular Faculty	10.99	0.00	0.00	1.00	0.25	0.00	0.00	0.14	0.00	0.00	0.00	0.00	12.38
Adjunct / Wage Rated Faculty	8.42	0.00	0.00	0.00	0.00	0.25	1.00	0.00	0.00	0.00	0.00	0.00	9.67
Teaching Assistants	0.00	0.00	0.00	0.00	0.00	0.00	0.00	0.00	0.00	0.00	0.00	0.00	0.00
Executives	0.00	0.00	0.00	0.00	0.00	0.00	0.10	1.00	0.00	0.00	0.00	0.00	1.10
Staff	91.65	0.00	133.80	0.00	4.50	8.07	23.88	3.03	0.00	12.00	0.00	0.00	276.93
Wage Payroll	50.16	0.66	137.47	0.00	19.89	17.37	43.55	64.55	0.00	11.06	0.00	0.00	344.71
Subtotal	161.22	0.66	271.27	1.00	24.64	25.69	68.53	68.72	0.00	23.06	0.00	0.00	644.79

III. TOTAL

Regular Faculty	320.13	0.00	0.00	10.00	3.25	0.00	0.00	0.14	0.00	0.00	0.00	0.00	333.52
Adjunct / Wage Rated Faculty	137.59	0.00	0.00	3.53	2.10	0.25	1.00	0.00	0.00	0.00	0.00	0.00	144.47
Teaching Assistants	0.00	0.00	0.00	0.00	0.00	0.00	0.00	0.00	0.00	0.00	0.00	0.00	0.00
Executives	1.66	0.00	0.00	1.00	10.84	1.00	5.00	10.00	0.00	0.00	0.00	0.00	29.50
Staff	132.47	0.00	137.43	11.88	64.73	59.34	93.78	93.22	61.01	12.00	0.00	0.00	665.86
Wage Payroll	106.78	0.66	140.12	4.25	31.82	18.02	74.78	90.75	86.82	11.06	0.00	0.00	565.06
TOTAL	698.63	0.66	277.55	30.66	112.74	78.61	174.56	194.11	147.83	23.06	0.00	0.00	1,738.41

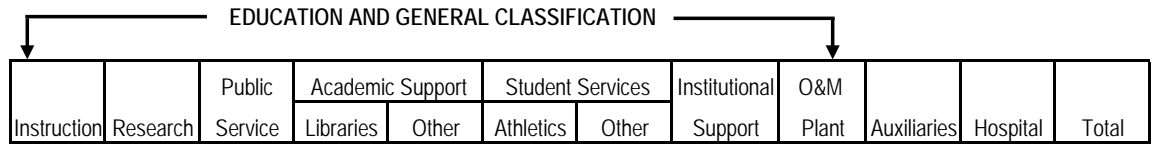
SUMMARY TABLE: DETAIL OF NON-APPROPRIATED EMPLOYEES

Grants & Contracts	2.28	0.66	146.86	0.00	0.10	0.00	9.60	47.69	0.00	0.00	0.00	0.00	207.19
Sales & Services	158.94	0.00	0.00	0.00	0.00	0.00	0.00	0.00	0.00	0.00	0.00	0.00	158.94
Auxiliaries	0.00	0.00	0.00	0.00	0.00	0.00	0.00	0.00	0.00	23.06	0.00	0.00	23.06
Hospital	0.00	0.00	0.00	0.00	0.00	0.00	0.00	0.00	0.00	0.00	0.00	0.00	0.00
Other Non-Appropriated	0.00	0.00	124.41	1.00	24.54	25.69	58.93	21.03	0.00	0.00	0.00	0.00	255.60
Subtotal, Non-appropriated	161.22	0.66	271.27	1.00	24.64	25.69	68.53	68.72	0.00	23.06	0.00	0.00	644.79

Table 1 (page 6 of 10)

USHE EMPLOYEE FTE COUNT FOR FALL 2019

SNOW COLLEGE



I. APPROPRIATED

Regular Faculty	149.70	0.00	0.00	0.00	0.00	0.00	0.00	0.00	0.00	0.00	0.00	149.70
Adjunct / Wage Rated Faculty	81.00	0.00	0.00	0.00	0.00	0.00	0.00	0.00	0.00	0.00	0.00	81.00
Teaching Assistants	0.00	0.00	0.00	0.00	0.00	0.00	0.00	0.00	0.00	0.00	0.00	0.00
Executives	0.00	0.00	0.00	0.00	4.50	0.00	2.00	2.00	0.00	0.00	0.00	8.50
Staff	4.40	0.00	1.80	5.00	17.70	9.30	37.80	39.20	39.70	0.00	0.00	154.90
Wage Payroll	22.44	0.00	1.04	7.16	5.61	5.11	14.99	17.87	8.76	0.00	0.00	82.98
Subtotal	257.54	0.00	2.84	12.16	27.81	14.41	54.79	59.07	48.46	0.00	0.00	477.08

II. NON-APPROPRIATED

Regular Faculty	0.00	0.00	0.00	0.00	0.00	0.00	0.00	0.00	0.00	0.00	0.00	0.00
Adjunct / Wage Rated Faculty	0.00	0.00	0.00	0.00	0.00	0.00	0.00	0.00	0.00	0.00	0.00	0.00
Teaching Assistants	0.00	0.00	0.00	0.00	0.00	0.00	0.00	0.00	0.00	0.00	0.00	0.00
Executives	0.00	0.00	0.00	0.00	0.00	0.00	0.00	0.00	0.00	0.00	0.00	0.00
Staff	1.80	0.00	2.90	0.00	0.00	0.00	6.80	0.80	0.00	12.30	0.00	24.60
Wage Payroll	0.00	0.00	0.00	0.00	0.00	0.00	0.20	0.00	0.00	14.50	0.00	14.70
Subtotal	1.80	0.00	2.90	0.00	0.00	0.00	7.00	0.80	0.00	26.80	0.00	39.30

III. TOTAL

Regular Faculty	149.70	0.00	0.00	0.00	0.00	0.00	0.00	0.00	0.00	0.00	0.00	149.70
Adjunct / Wage Rated Faculty	81.00	0.00	0.00	0.00	0.00	0.00	0.00	0.00	0.00	0.00	0.00	81.00
Teaching Assistants	0.00	0.00	0.00	0.00	0.00	0.00	0.00	0.00	0.00	0.00	0.00	0.00
Executives	0.00	0.00	0.00	0.00	4.50	0.00	2.00	2.00	0.00	0.00	0.00	8.50
Staff	6.20	0.00	4.70	5.00	17.70	9.30	44.60	40.00	39.70	12.30	0.00	179.50
Wage Payroll	22.44	0.00	1.04	7.16	5.61	5.11	15.19	17.87	8.76	14.50	0.00	97.68
TOTAL	259.34	0.00	5.74	12.16	27.81	14.41	61.79	59.87	48.46	26.80	0.00	516.38

SUMMARY TABLE: DETAIL OF NON-APPROPRIATED EMPLOYEES

Grants & Contracts	0.80	0.00	2.90	0.00	0.00	0.00	4.80	0.60	0.00	0.00	0.00	9.10
Sales & Services	0.00	0.00	0.00	0.00	0.00	0.00	0.00	0.00	0.00	0.00	0.00	0.00
Auxiliaries	0.00	0.00	0.00	0.00	0.00	0.00	0.00	0.00	0.00	26.80	0.00	26.80
Hospital	0.00	0.00	0.00	0.00	0.00	0.00	0.00	0.00	0.00	0.00	0.00	0.00
Other Non-Appropriated	1.00	0.00	0.00	0.00	0.00	0.00	2.20	0.20	0.00	0.00	0.00	3.40
Subtotal, Non-appropriated	1.80	0.00	2.90	0.00	0.00	0.00	7.00	0.80	0.00	26.80	0.00	39.30

Table 1 (page 7 of 10)

USHE EMPLOYEE FTE COUNT FOR FALL 2019

DIXIE STATE UNIVERSITY

EDUCATION AND GENERAL CLASSIFICATION											
Instruction	Research	Public Service	Academic Support		Student Services		Institutional Support	O&M Plant	Auxiliaries	Hospital	Total
			Libraries	Other	Athletics	Other					

I. APPROPRIATED

Regular Faculty	207.90	0.00	0.50	6.00	18.64	0.00	0.38	0.25	0.00	0.00	0.00	233.67
Adjunct / Wage Rated Faculty	296.30	0.00	0.00	0.29	2.35	0.00	0.00	0.00	0.00	0.00	0.00	298.94
Teaching Assistants	0.00	0.00	0.00	0.00	0.00	0.00	0.00	0.00	0.00	0.00	0.00	0.00
Executives	0.00	0.00	0.00	1.00	8.67	0.00	4.00	9.63	0.00	0.00	0.00	23.30
Staff	19.62	0.00	13.75	5.02	25.40	30.75	72.17	92.48	51.53	0.96	0.00	311.68
Wage Payroll	18.98	0.00	3.09	2.53	14.26	2.30	5.22	23.16	27.26	0.00	0.00	96.80
Subtotal	542.80	0.00	17.34	14.84	69.32	33.05	81.77	125.52	78.79	0.96	0.00	964.39

II. NON-APPROPRIATED

Regular Faculty	1.00	0.00	0.00	0.00	1.09	0.00	0.00	0.00	0.00	0.00	0.00	2.09
Adjunct / Wage Rated Faculty	10.24	0.00	0.00	0.00	0.00	0.00	0.00	0.00	0.00	0.00	0.00	10.24
Teaching Assistants	0.00	0.00	0.00	0.00	0.00	0.00	0.00	0.00	0.00	0.00	0.00	0.00
Executives	0.00	0.00	0.04	0.00	1.29	0.00	0.00	0.04	0.00	0.16	0.00	1.53
Staff	1.25	0.00	7.24	0.00	15.31	0.25	14.57	4.81	0.00	16.04	0.00	59.47
Wage Payroll	18.89	0.02	14.02	0.00	21.33	12.37	38.84	60.60	0.00	65.48	0.00	231.55
Subtotal	31.38	0.02	21.30	0.00	39.02	12.62	53.41	65.45	0.00	81.68	0.00	304.88

III. TOTAL

Regular Faculty	208.90	0.00	0.50	6.00	19.73	0.00	0.38	0.25	0.00	0.00	0.00	235.76
Adjunct / Wage Rated Faculty	306.54	0.00	0.00	0.29	2.35	0.00	0.00	0.00	0.00	0.00	0.00	309.18
Teaching Assistants	0.00	0.00	0.00	0.00	0.00	0.00	0.00	0.00	0.00	0.00	0.00	0.00
Executives	0.00	0.00	0.04	1.00	9.96	0.00	4.00	9.67	0.00	0.16	0.00	24.83
Staff	20.87	0.00	20.99	5.02	40.71	31.00	86.74	97.29	51.53	17.00	0.00	371.15
Wage Payroll	37.87	0.02	17.11	2.53	35.59	14.67	44.06	83.76	27.26	65.48	0.00	328.35
TOTAL	574.18	0.02	38.64	14.84	108.34	45.67	135.18	190.97	78.79	82.64	0.00	1,269.27

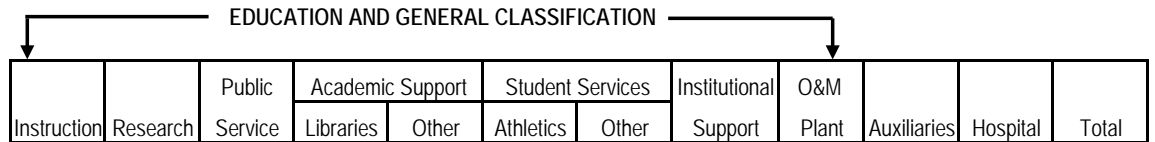
SUMMARY TABLE: DETAIL OF NON-APPROPRIATED EMPLOYEES

Grants & Contracts	0.00	0.00	2.80	0.00	2.15	0.00	12.54	50.60	0.00	0.00	0.00	68.09
Sales & Services	31.38	0.00	7.87	0.00	30.72	0.00	21.12	6.78	0.00	0.00	0.00	97.87
Auxiliaries	0.00	0.00	0.00	0.00	0.00	0.00	0.00	0.00	0.00	81.68	0.00	81.68
Hospital	0.00	0.00	0.00	0.00	0.00	0.00	0.00	0.00	0.00	0.00	0.00	0.00
Other Non-Appropriated	0.00	0.00	10.63	0.00	6.15	12.62	19.75	8.07	0.00	0.00	0.00	57.22
Subtotal, Non-appropriated	31.38	0.00	21.30	0.00	39.02	12.62	53.41	65.45	0.00	81.68	0.00	304.86

Table 1 (page 8 of 10)

USHE EMPLOYEE FTE COUNT FOR FALL 2019

UTAH VALLEY UNIVERSITY



I. APPROPRIATED

Regular Faculty	705.49	0.00	0.00	0.00	0.00	0.00	0.00	0.00	0.00	0.00	0.00	705.49
Adjunct / Wage Rated Faculty	522.54	0.00	0.00	0.00	0.00	0.00	0.00	0.00	0.00	0.00	0.00	522.54
Teaching Assistants	0.00	0.00	0.00	0.00	0.00	0.00	0.00	0.00	0.00	0.00	0.00	0.00
Executives	0.00	0.00	0.00	0.00	10.93	1.00	4.00	16.00	1.00	0.00	0.00	32.93
Staff	186.56	0.00	0.25	36.00	183.14	41.63	195.96	303.04	167.43	0.00	0.00	1,114.01
Wage Payroll	141.77	0.00	0.00	10.58	112.02	15.07	62.48	80.17	39.15	0.00	0.00	461.24
Subtotal	1,556.36	0.00	0.25	46.58	306.08	57.70	262.44	399.21	207.58	0.00	0.00	2,836.20

II. NON-APPROPRIATED

Regular Faculty	4.53	0.00	0.00	0.00	0.40	0.00	0.00	0.00	0.00	0.00	0.00	4.93
Adjunct / Wage Rated Faculty	0.00	0.00	0.00	0.00	0.00	0.00	0.00	0.00	0.00	0.00	0.00	0.00
Teaching Assistants	0.00	0.00	0.00	0.00	0.00	0.00	0.00	0.00	0.00	0.00	0.00	0.00
Executives	0.08	0.00	0.00	0.00	0.00	0.00	0.00	0.00	0.00	0.00	0.00	0.08
Staff	54.90	0.00	1.35	0.00	10.00	0.00	54.23	33.04	9.00	89.06	0.00	251.57
Wage Payroll	50.21	1.65	2.16	1.62	24.56	0.00	140.67	31.40	8.92	159.34	0.00	420.52
Subtotal	109.71	1.65	3.51	1.62	34.96	0.00	194.90	64.44	17.92	248.40	0.00	677.10

III. TOTAL

Regular Faculty	710.02	0.00	0.00	0.00	0.40	0.00	0.00	0.00	0.00	0.00	0.00	710.42
Adjunct / Wage Rated Faculty	522.54	0.00	0.00	0.00	0.00	0.00	0.00	0.00	0.00	0.00	0.00	522.54
Teaching Assistants	0.00	0.00	0.00	0.00	0.00	0.00	0.00	0.00	0.00	0.00	0.00	0.00
Executives	0.08	0.00	0.00	0.00	10.93	1.00	4.00	16.00	1.00	0.00	0.00	33.00
Staff	241.46	0.00	1.60	36.00	193.14	41.63	250.19	336.08	176.43	89.06	0.00	1,365.59
Wage Payroll	191.98	1.65	2.16	12.19	136.58	15.07	203.15	111.57	48.07	159.34	0.00	881.76
TOTAL	1,666.07	1.65	3.76	48.19	341.04	57.70	457.33	463.65	225.50	248.40	0.00	3,513.31

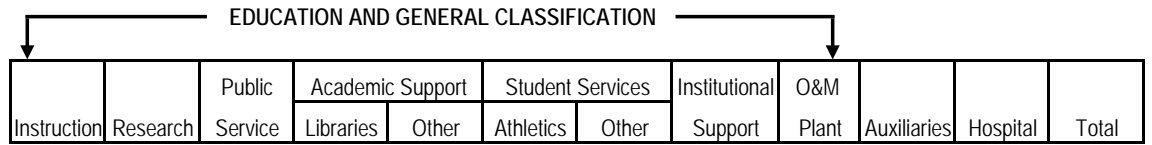
SUMMARY TABLE: DETAIL OF NON-APPROPRIATED EMPLOYEES

Grants & Contracts	31.51	1.65	2.11	0.00	16.73	0.00	145.84	1.46	0.00	3.89	0.00	203.19
Sales & Services	51.61	0.00	0.00	0.00	0.02	0.00	40.67	53.00	17.92	0.00	0.00	163.22
Auxiliaries	9.58	0.00	0.00	0.00	0.00	0.00	0.68	0.00	0.00	244.51	0.00	254.77
Hospital	0.00	0.00	0.00	0.00	0.00	0.00	0.00	0.00	0.00	0.00	0.00	0.00
Other Non-Appropriated	17.02	0.00	1.40	1.62	18.21	0.00	7.71	9.97	0.00	0.00	0.00	55.93
Subtotal, Non-appropriated	109.72	1.65	3.51	1.62	34.96	0.00	194.90	64.43	17.92	248.40	0.00	677.11

Table 1 (page 9 of 10)

USHE EMPLOYEE FTE COUNT FOR FALL 2019

SALT LAKE COMMUNITY COLLEGE



I. APPROPRIATED

Regular Faculty	332.05	0.00	0.00	0.00	0.00	0.00	0.00	0.00	0.00	0.00	0.00	332.05
Adjunct / Wage Rated Faculty	419.16	0.00	0.00	0.00	0.00	0.00	0.00	0.00	0.00	0.00	0.00	419.16
Teaching Assistants	0.00	0.00	0.00	0.00	0.00	0.00	0.00	0.00	0.00	0.00	0.00	0.00
Executives	0.52	0.00	0.00	0.00	10.58	0.00	3.00	15.00	1.00	0.00	0.00	30.10
Staff	142.33	0.00	1.00	14.00	52.78	0.00	163.88	209.04	150.00	0.00	0.00	733.04
Wage Payroll	92.59	0.00	0.48	14.40	9.12	0.48	94.05	21.60	46.57	0.00	0.00	279.29
Subtotal	986.65	0.00	1.48	28.40	72.48	0.48	260.93	245.64	197.57	0.00	0.00	1,793.64

II. NON-APPROPRIATED

Regular Faculty	3.90	0.00	0.00	0.00	0.00	0.00	0.00	0.00	0.00	0.00	0.00	3.90
Adjunct / Wage Rated Faculty	24.13	0.00	0.00	0.00	0.00	0.00	0.00	0.00	0.00	0.00	0.00	24.13
Teaching Assistants	0.00	0.00	0.00	0.00	0.00	0.00	0.00	0.00	0.00	0.00	0.00	0.00
Executives	0.90	0.00	0.00	0.00	0.00	0.00	0.00	0.00	0.00	0.00	0.00	0.90
Staff	46.42	0.00	4.15	0.00	15.75	12.54	51.52	46.38	0.00	17.82	0.00	194.58
Wage Payroll	78.30	0.00	15.25	0.00	4.65	0.90	66.87	22.55	0.00	19.30	0.00	207.82
Subtotal	153.65	0.00	19.40	0.00	20.40	13.44	118.39	68.93	0.00	37.12	0.00	431.33

III. TOTAL

Regular Faculty	335.95	0.00	0.00	0.00	0.00	0.00	0.00	0.00	0.00	0.00	0.00	335.95
Adjunct / Wage Rated Faculty	443.29	0.00	0.00	0.00	0.00	0.00	0.00	0.00	0.00	0.00	0.00	443.29
Teaching Assistants	0.00	0.00	0.00	0.00	0.00	0.00	0.00	0.00	0.00	0.00	0.00	0.00
Executives	1.42	0.00	0.00	0.00	10.58	0.00	3.00	15.00	1.00	0.00	0.00	31.00
Staff	188.75	0.00	5.15	14.00	68.53	12.54	215.40	255.42	150.00	17.82	0.00	927.62
Wage Payroll	170.89	0.00	15.73	14.40	13.77	1.38	160.92	44.15	46.57	19.30	0.00	487.11
TOTAL	1,140.30	0.00	20.88	28.40	92.88	13.92	379.32	314.57	197.57	37.12	0.00	2,224.97

SUMMARY TABLE: DETAIL OF NON-APPROPRIATED EMPLOYEES

Grants & Contracts	54.38	0.00	3.78	0.00	6.69	0.00	46.81	0.39	0.00	0.00	0.00	112.05
Sales & Services	0.00	0.00	0.00	0.00	0.00	0.00	0.00	0.00	0.00	0.00	0.00	0.00
Auxiliaries	0.00	0.00	0.00	0.00	0.00	0.00	0.00	0.00	0.00	37.12	0.00	37.12
Hospital	0.00	0.00	0.00	0.00	0.00	0.00	0.00	0.00	0.00	0.00	0.00	0.00
Other Non-Appropriated	99.28	0.00	15.62	0.00	13.71	12.54	71.58	68.54	0.00	0.00	0.00	281.27
Subtotal, Non-appropriated	153.66	0.00	19.40	0.00	20.40	12.54	118.39	68.93	0.00	37.12	0.00	430.44

Table 1 (page 10 of 10)

USHE EMPLOYEE FTE COUNT FOR FALL 2019

STATE BOARD OF REGENTS & STATEWIDE PROGRAMS

EDUCATION AND GENERAL CLASSIFICATION											
Instruction	Research	Public Service	Academic Support		Student Services		Institutional Support	O&M Plant	Auxiliaries	Hospital	Total
			Libraries	Other	Athletics	Other					

I. APPROPRIATED

Regular Faculty	0.00	0.00	0.00	0.00	0.00	0.00	0.00	0.00	0.00	0.00	0.00	0.00
Adjunct / Wage Rated Faculty	0.00	0.00	0.00	0.00	0.00	0.00	0.00	0.00	0.00	0.00	0.00	0.00
Teaching Assistants	0.00	0.00	0.00	0.00	0.00	0.00	0.00	0.00	0.00	0.00	0.00	0.00
Executives	0.00	0.00	0.00	0.00	0.00	0.00	0.00	4.39	0.00	0.00	0.00	4.39
Staff	0.00	0.00	0.00	0.00	0.00	0.00	0.00	31.91	0.00	0.00	0.00	31.91
Wage Payroll	0.00	0.00	0.00	0.00	0.00	0.00	0.00	2.25	0.00	0.00	0.00	2.25
Subtotal	0.00	0.00	0.00	0.00	0.00	0.00	0.00	38.55	0.00	0.00	0.00	38.55

II. NON-APPROPRIATED

Regular Faculty	0.00	0.00	0.00	0.00	0.00	0.00	0.00	0.00	0.00	0.00	0.00	0.00
Adjunct / Wage Rated Faculty	0.00	0.00	0.00	0.00	0.00	0.00	0.00	0.00	0.00	0.00	0.00	0.00
Teaching Assistants	0.00	0.00	0.00	0.00	0.00	0.00	0.00	0.00	0.00	0.00	0.00	0.00
Executives	0.00	0.00	0.00	0.00	0.00	0.00	0.00	2.61	0.00	0.00	0.00	2.61
Staff	0.00	0.00	0.00	0.00	0.00	0.00	0.00	204.60	0.00	0.00	0.00	204.60
Wage Payroll	0.00	0.00	0.00	0.00	0.00	0.00	0.00	285.00	0.00	0.00	0.00	285.00
Subtotal	0.00	0.00	0.00	0.00	0.00	0.00	0.00	492.21	0.00	0.00	0.00	492.21

III. TOTAL

Regular Faculty	0.00	0.00	0.00	0.00	0.00	0.00	0.00	0.00	0.00	0.00	0.00	0.00
Adjunct / Wage Rated Faculty	0.00	0.00	0.00	0.00	0.00	0.00	0.00	0.00	0.00	0.00	0.00	0.00
Teaching Assistants	0.00	0.00	0.00	0.00	0.00	0.00	0.00	0.00	0.00	0.00	0.00	0.00
Executives	0.00	0.00	0.00	0.00	0.00	0.00	0.00	7.00	0.00	0.00	0.00	7.00
Staff	0.00	0.00	0.00	0.00	0.00	0.00	0.00	236.51	0.00	0.00	0.00	236.51
Wage Payroll	0.00	0.00	0.00	0.00	0.00	0.00	0.00	287.25	0.00	0.00	0.00	287.25
TOTAL	0.00	0.00	0.00	0.00	0.00	0.00	0.00	530.76	0.00	0.00	0.00	530.76

SUMMARY TABLE: DETAIL OF NON-APPROPRIATED EMPLOYEES

Grants & Contracts	0.00	0.00	0.00	0.00	0.00	0.00	0.00	0.00	0.00	0.00	0.00	0.00
Sales & Services	0.00	0.00	0.00	0.00	0.00	0.00	0.00	0.00	0.00	0.00	0.00	0.00
Auxiliaries	0.00	0.00	0.00	0.00	0.00	0.00	0.00	0.00	0.00	0.00	0.00	0.00
Hospital	0.00	0.00	0.00	0.00	0.00	0.00	0.00	0.00	0.00	0.00	0.00	0.00
Other Non-Appropriated	0.00	0.00	0.00	0.00	0.00	0.00	0.00	492.21	0.00	0.00	0.00	492.21
Subtotal, Non-appropriated	0.00	0.00	0.00	0.00	0.00	0.00	0.00	492.21	0.00	0.00	0.00	492.21

Table 2A

USHE FACULTY TEACHING WORKLOAD - FALL 2019**REGULAR FACULTY****FACULTY CONTACT HOURS, INSTRUCTIONAL CREDIT HOURS, AND STUDENT CREDIT HOURS PER FTE FACULTY**

AVERAGES BY INSTITUTION TYPE	Total All Instruction			SBR Standards	
	Faculty Contact Hours	Instructional Credit Hours	Student Credit Hours	Faculty Contact Hours	Instructional Credit Hours
RESEARCH/TEACHING UNIVERSITIES					
University of Utah	9.22	9.40	197.98	10	9
Utah State University	7.82	8.34	225.25	10	9
Weighted Average	8.61	8.95	209.75	10	9
REGIONAL/METRO UNIVERSITIES					
Weber State University	15.86	12.53	246.72	13	12
Southern Utah University	13.01	12.23	276.32	13	12
Dixie State University	14.54	12.82	301.97	13	12
Utah Valley University	14.92	12.00	297.28	13	12
Weighted Average	14.80	12.29	279.92	13	12
STATE AND COMMUNITY COLLEGES					
Snow College	19.85	15.52	298.47	16-19	15
Salt Lake Community College	15.43	14.42	278.37	16-19	15
Weighted Average	16.76	14.75	284.42	16-19	15
USHE WEIGHTED AVERAGE	11.79	10.80	243.94		

Table 2B

USHE FACULTY TEACHING WORKLOAD - FALL 2019**FOUR-YEAR COMPARISON OF SELECT MEASURES**

AVERAGES BY INSTITUTION	Regular Faculty Contact Hours				Regular Faculty Instructional Credit Hours				Percent of All Instruction by Part-time Faculty			
	Fall 2016	Fall 2017	Fall 2018	Fall 2019	Fall 2016	Fall 2017	Fall 2018	Fall 2019	Fall 2016	Fall 2017	Fall 2018	Fall 2019
RESEARCH/TEACHING UNIVERSITIES												
University of Utah	9.20	9.41	9.76	9.22	9.17	9.76	9.92	9.40	34.6%	31.5%	30.4%	32.2%
Utah State University	10.02	10.03	10.03	7.82	10.31	10.32	10.32	8.34	33.8%	31.6%	31.6%	32.2%
REGIONAL/METRO UNIVERSITIES												
Weber State University	16.72	15.66	15.14	15.86	12.83	12.44	12.13	12.53	52.1%	52.4%	55.2%	57.3%
Southern Utah University	12.41	12.94	9.76	13.01	11.84	11.93	9.92	12.23	32.3%	35.8%	30.4%	35.1%
Dixie State University	11.98	13.84	14.04	14.54	11.77	11.62	12.24	12.82	41.2%	44.4%	43.7%	42.0%
Utah Valley University	16.75	17.32	17.56	14.92	11.78	11.76	11.77	12.00	47.4%	48.9%	48.5%	50.3%
STATE AND COMMUNITY COLLEGES												
Snow College	18.79	17.56	20.14	19.85	20.37	17.53	16.98	15.52	35.2%	32.7%	39.9%	34.0%
Salt Lake Community College	15.25	15.00	14.96	15.43	14.24	14.02	14.02	14.42	58.7%	58.0%	56.0%	55.7%
USHE WEIGHTED AVERAGE	12.16	12.60	12.04	11.79	11.07	11.27	10.94	10.80	55.7%	42.1%	40.4%	43.1%

Notes

Snow College data reflects only the main campus in Ephraim. Snow Richfield has not been included.

Salt Lake Community College reflects only the E&G line item. The Skills Center Data has not been included.

Utah State University Fall 2018 reflects Fall 2017 data.