

# Tab J – Staffing



UTAH SYSTEM OF  
HIGHER EDUCATION

Staffing Summary ..... 1

TABLE 1            USHE Employee Count for Fall 2023 ..... 2

## **STAFFING**

### **Background**

The full statistical reporting of all USHE employees as of Fall Semester 2023, is the product of an overall process to improve the quality and quantity of system-level data available through the system.

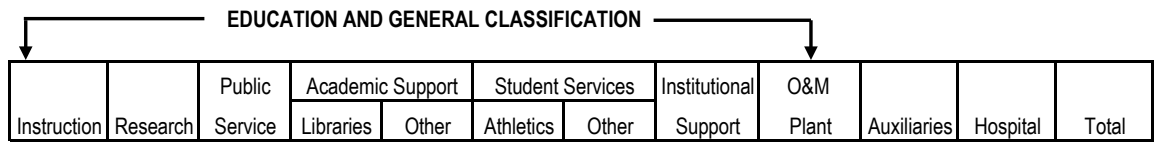
### **Explanation of Attachments**

The report on Employee Count presents the full employee count of each USHE institution and for the system as a whole. Employees are grouped into two categories: Appropriated and Non-Appropriated. Each group of employees is categorized according to standard higher education functional categories (i.e. instruction, public service, research, etc.).

Table 1 (page 1 of 18)

**USHE EMPLOYEE FTE COUNT FOR FALL 2023**

**TOTAL - UTAH SYSTEM OF HIGHER EDUCATION**



**I. APPROPRIATED**

Regular Faculty	5,545.53	96.00	162.47	95.32	87.36	0.85	13.70	3.19	0.08	0.00	0.00	6,004.50
Adjunct / Wage Rated Faculty	2,061.85	10.84	0.00	1.25	7.46	0.12	1.41	0.22	0.00	0.00	0.00	2,083.15
Teaching Assistants	323.16	75.54	12.91	0.84	54.04	0.00	0.93	2.88	0.00	0.00	0.00	470.30
Executives	36.90	2.22	2.09	5.65	71.16	4.50	20.00	180.90	6.00	0.00	0.00	329.42
Staff	989.87	142.07	206.42	161.29	1,267.88	307.13	1,249.48	3,517.03	991.21	22.55	29.63	8,884.56
Wage Payroll	751.53	30.28	198.16	93.79	403.56	23.98	350.89	623.15	825.44	15.09	1.75	3,317.60
Subtotal	9,708.82	356.95	582.05	358.14	1,891.46	336.58	1,636.41	4,327.37	1,822.73	37.64	31.38	21,089.53

**II. NON-APPROPRIATED**

Regular Faculty	919.15	202.27	1,051.84	9.35	18.37	0.05	0.80	3.52	0.00	0.00	0.00	2,205.35
Adjunct / Wage Rated Faculty	296.32	28.71	1.69	0.01	11.30	0.00	1.53	0.00	0.00	0.00	0.00	339.56
Teaching Assistants	59.65	541.42	18.93	0.00	92.62	5.68	4.68	6.77	0.00	0.00	0.00	729.75
Executives	4.52	0.66	1.01	0.00	1.04	1.16	0.00	17.09	0.00	1.00	0.00	26.48
Staff	363.74	887.85	555.07	8.48	983.96	254.15	353.24	5,012.39	148.49	408.30	11,285.37	20,261.04
Wage Payroll	416.78	175.22	730.25	20.51	531.30	120.06	591.88	1,567.55	271.49	776.15	169.25	5,370.44
Subtotal	2,060.16	1,836.13	2,358.79	38.35	1,638.59	381.10	952.12	6,607.32	419.98	1,185.45	11,454.62	28,932.61

**III. TOTAL**

Regular Faculty	6,464.68	298.27	1,214.31	104.67	105.73	0.90	14.50	6.71	0.08	0.00	0.00	8,209.85
Adjunct / Wage Rated Faculty	2,358.16	39.55	1.69	1.26	18.76	0.12	2.94	0.22	0.00	0.00	0.00	2,422.70
Teaching Assistants	382.81	616.96	31.84	0.84	146.66	5.68	5.61	9.65	0.00	0.00	0.00	1,200.05
Executives	41.41	2.88	3.10	5.65	72.20	5.66	20.00	197.99	6.00	1.00	0.00	355.89
Staff	1,353.61	1,029.92	761.49	169.77	2,251.83	561.28	1,602.72	8,529.42	1,139.70	430.85	11,315.00	29,145.60
Wage Payroll	1,168.31	205.50	928.41	114.30	934.86	144.04	942.76	2,190.70	1,096.93	791.24	171.00	8,688.04
TOTAL	11,768.98	2,193.08	2,940.84	396.49	3,530.05	717.68	2,588.53	10,934.69	2,242.71	1,223.09	11,486.00	50,022.14

**SUMMARY TABLE: DETAIL OF NON-APPROPRIATED EMPLOYEES**

Grants & Contracts	473.80	1,217.77	670.50	8.70	263.53	0.00	352.30	891.85	1.00	2.18	0.00	3,881.63
Sales & Services	426.05	100.00	106.32	0.00	88.59	0.00	103.84	410.76	65.98	22.85	0.00	1,324.39
Auxiliaries	4.02	0.25	104.41	0.00	18.23	303.52	14.95	109.97	217.09	970.63	0.00	1,743.07
Hospital	0.00	0.00	0.00	0.00	0.00	0.00	0.00	0.00	0.00	0.00	31.38	31.38
Other Non-Appropriated	682.43	241.90	400.37	24.96	353.39	77.58	430.58	2,716.21	133.62	184.30	0.00	5,245.34
Subtotal, Non-appropriated	1,586.30	1,559.92	1,281.60	33.66	723.74	381.10	901.67	4,128.79	417.69	1,179.96	31.38	12,225.81

Table 1 (page 2 of 18)

**USHE EMPLOYEE FTE COUNT FOR FALL 2023**

**UNIVERSITY OF UTAH**

EDUCATION AND GENERAL CLASSIFICATION											
Instruction	Research	Public Service	Academic Support		Student Services		Institutional Support	O&M Plant	Auxiliaries	Hospital	Total
			Libraries	Other	Athletics	Other					

**I. APPROPRIATED**

Regular Faculty	1,570.25	22.50	55.38	56.37		0.00	0.00	0.00	0.00	0.00	0.00	1,704.50
Adjunct / Wage Rated Faculty	98.82	9.97	0.00	0.00	0.00	0.00	0.00	0.00	0.00	0.00	0.00	108.79
Teaching Assistants	86.10	19.21		0.00	43.79	0.00	0.38	2.28	0.00	0.00	0.00	151.76
Executives	2.34	0.00	0.00	0.75	0.00	0.00	0.00	48.01	0.00	0.00	0.00	51.10
Staff	6.40	73.26	25.70	17.81	352.27	13.00	117.41	1,927.11	22.75	2.00	29.63	2,587.34
Wage Payroll	23.85	3.80	148.74	29.89	71.65	1.25	0.49	375.87	452.33	3.18	1.75	1,112.80
Subtotal	1,787.76	128.74	229.82	104.82	467.71	14.25	118.28	2,353.27	475.08	5.18	31.38	5,716.29

**II. NON-APPROPRIATED**

Regular Faculty	842.73	145.85	1,023.61	8.85	0.00	0.00	0.00	0.00	0.00	0.00	0.00	2,021.04
Adjunct / Wage Rated Faculty	7.27	28.11	0.00	0.00	0.00	0.00	0.00	0.00	0.00	0.00	0.00	35.38
Teaching Assistants	30.21	277.27	0.00	0.00	91.16	0.96	0.00	3.41	0.00	0.00	0.00	403.01
Executives	3.12	0.00	0.00	0.00	0.00	1.00	0.00	11.75	0.00	0.00	0.00	15.87
Staff	13.91	774.52	50.25	8.48	842.82	198.69	98.19	4,677.74	101.01	86.56	11,285.37	18,137.54
Wage Payroll	7.16	24.47	392.52	2.86	384.48	28.84	16.46	1,362.58	255.36	126.63	169.25	2,770.61
Subtotal	904.40	1,250.22	1,466.38	20.19	1,318.46	229.49	114.65	6,055.48	356.37	213.19	11,454.62	23,383.45

**III. TOTAL**

Regular Faculty	2,412.98	168.35	1,078.99	65.22	0.00	0.00	0.00	0.00	0.00	0.00	0.00	3,725.54
Adjunct / Wage Rated Faculty	106.09	38.08	0.00	0.00	0.00	0.00	0.00	0.00	0.00	0.00	0.00	144.17
Teaching Assistants	116.31	296.48	0.00	0.00	134.95	0.96	0.38	5.69	0.00	0.00	0.00	554.77
Executives	5.46	0.00	0.00	0.75	0.00	1.00	0.00	59.76	0.00	0.00	0.00	66.97
Staff	20.31	847.78	75.95	26.29	1,195.09	211.69	215.60	6,604.85	123.76	88.56	11,315.00	20,724.88
Wage Payroll	31.01	28.27	541.26	32.75	456.13	30.09	16.95	1,738.45	707.69	129.81	171.00	3,883.41
TOTAL	2,692.16	1,378.96	1,696.20	125.01	1,786.17	243.74	232.93	8,408.75	831.45	218.37	11,486.00	29,099.74

**SUMMARY TABLE: DETAIL OF NON-APPROPRIATED EMPLOYEES**

Grants & Contracts	372.04	764.31	87.70	8.70	210.27	0.00	12.14	831.76	1.00	0.00	0.00	2,287.92
Sales & Services	0.00	0.00	13.83	0.00	0.00	0.00	2.00	123.65	32.40	14.69	0.00	186.57
Auxiliaries	2.15	0.25	104.41	0.00	18.23	229.01	14.95	107.97	217.09	141.71	0.00	835.77
Hospital	0.00	0.00	0.00	0.00	0.00	0.00	0.00	0.00	0.00	0.00	31.38	31.38
Other Non-Appropriated	56.35	209.45	183.25	6.80	175.11	0.48	35.10	2,513.58	103.59	51.29	0.00	3,335.00
Subtotal, Non-appropriated	430.54	974.01	389.19	15.50	403.61	229.49	64.19	3,576.96	354.08	207.69	31.38	6,676.64

Table 1 (page 3 of 18)

**USHE EMPLOYEE FTE COUNT FOR FALL 2023**

**UTAH STATE UNIVERSITY\***

\*Includes USU-Eastern counts

EDUCATION AND GENERAL CLASSIFICATION											
Instruction	Research	Public Service	Academic Support		Student Services		Institutional Support	O&M Plant	Auxiliaries	Hospital	Total
			Libraries	Other	Athletics	Other					

**I. APPROPRIATED**

Regular Faculty	927.19	73.50	104.84	21.45	47.28	0.45	0.70	2.44	0.08	0.00	0.00	1,177.93
Adjunct / Wage Rated Faculty	156.89	0.87	0.00	0.00	1.56	0.12	0.67	0.22	0.00	0.00	0.00	160.33
Teaching Assistants	222.22	56.33	12.91	0.84	10.25	0.00	0.55	0.00	0.00	0.00	0.00	303.10
Executives	29.93	2.22	2.09	3.00	17.33	1.50	1.00	19.97	1.00	0.00	0.00	78.04
Staff	426.02	68.81	145.95	43.13	197.77	75.15	190.97	316.96	284.78	3.59	0.00	1,753.13
Wage Payroll	179.84	26.48	36.77	21.76	52.99	9.68	32.42	26.64	104.72	3.67	0.00	494.97
Subtotal	1,942.09	228.21	302.56	90.18	327.18	86.90	226.31	366.23	390.58	7.26	0.00	3,967.50

**II. NON-APPROPRIATED**

Regular Faculty	22.06	55.64	25.52	0.00	5.88	0.05	0.70	3.41	0.00	0.00	0.00	113.26
Adjunct / Wage Rated Faculty	41.10	0.60	1.21	0.00	1.60	0.00	0.89	0.00	0.00	0.00	0.00	45.40
Teaching Assistants	28.64	264.15	18.93	0.00	1.46	4.72	4.68	2.86	0.00	0.00	0.00	325.44
Executives	0.31	0.66	0.66	0.00	0.14	0.16	0.00	0.34	0.00	0.00	0.00	2.27
Staff	63.23	108.06	331.47	0.00	48.44	37.41	34.26	151.54	0.53	122.74	0.00	897.68
Wage Payroll	210.08	139.51	209.90	2.23	46.43	39.52	116.95	60.30	0.88	259.69	0.00	1,085.49
Subtotal	365.42	568.62	587.69	2.23	103.95	81.86	157.48	218.45	1.41	382.43	0.00	2,469.54

**III. TOTAL**

Regular Faculty	949.25	129.14	130.36	21.45	53.16	0.50	1.40	5.85	0.08	0.00	0.00	1,291.19
Adjunct / Wage Rated Faculty	197.99	1.47	1.21	0.00	3.16	0.12	1.56	0.22	0.00	0.00	0.00	205.73
Teaching Assistants	250.86	320.48	31.84	0.84	11.71	4.72	5.23	2.86	0.00	0.00	0.00	628.54
Executives	30.24	2.88	2.75	3.00	17.47	1.66	1.00	20.31	1.00	0.00	0.00	80.31
Staff	489.25	176.87	477.42	43.13	246.21	112.56	225.23	468.50	285.31	126.33	0.00	2,650.81
Wage Payroll	389.92	165.99	246.67	23.99	99.42	49.20	149.37	86.94	105.60	263.36	0.00	1,580.46
TOTAL	2,307.51	796.83	890.25	92.41	431.13	168.76	383.79	584.68	391.99	389.69	0.00	6,437.04

**SUMMARY TABLE: DETAIL OF NON-APPROPRIATED EMPLOYEES**

Grants & Contracts	28.58	438.74	403.21	0.00	0.00	0.00	19.49	0.00	0.00	0.00	0.00	890.02
Sales & Services	120.98	100.00	82.22	0.00	35.30	0.00	39.30	212.76	1.38	8.16	0.00	600.10
Auxiliaries	0.00	0.00	0.00	0.00	0.00	74.51	0.00	0.00	0.00	348.15	0.00	422.66
Hospital	0.00	0.00	0.00	0.00	0.00	0.00	0.00	0.00	0.00	0.00	0.00	0.00
Other Non-Appropriated	215.86	29.88	102.26	2.23	68.65	7.35	98.69	5.69	0.03	26.12	0.00	556.76
Subtotal, Non-appropriated	365.42	568.62	587.69	2.23	103.95	81.86	157.48	218.45	1.41	382.43	0.00	2,469.54

Table 1 (page 4 of 18)

**USHE EMPLOYEE FTE COUNT FOR FALL 2023**

**WEBER STATE UNIVERSITY**

EDUCATION AND GENERAL CLASSIFICATION											
Instruction	Research	Public Service	Academic Support		Student Services		Institutional Support	O&M Plant	Auxiliaries	Hospital	Total
			Libraries	Other	Athletics	Other					

**I. APPROPRIATED**

Regular Faculty	635.47	0.00	1.75	0.50	8.89	0.00	0.00	0.00	0.00	0.00	0.00	646.61
Adjunct / Wage Rated Faculty	334.44	0.00	0.00	0.00	1.45	0.00	0.74	0.00	0.00	0.00	0.00	336.63
Teaching Assistants	0.00	0.00	0.00	0.00	0.00	0.00	0.00	0.00	0.00	0.00	0.00	0.00
Executives	0.00	0.00	0.00	0.00	7.35	1.00	1.00	9.92	1.00	0.00	0.00	20.27
Staff	98.22	0.00	1.65	29.99	152.21	42.13	137.77	196.97	135.06	0.00	0.00	793.99
Wage Payroll	19.23	0.00	0.40	1.62	95.89	1.48	39.94	24.20	48.80	0.00	0.00	231.57
Subtotal	1,087.36	0.00	3.80	32.12	265.78	44.61	179.45	231.09	184.86	0.00	0.00	2,029.07

**II. NON-APPROPRIATED**

Regular Faculty	13.01	0.78	0.00	0.50	8.77	0.00	0.00	0.11	0.00	0.00	0.00	23.17
Adjunct / Wage Rated Faculty	151.69	0.00	0.28	0.01	9.40	0.00	0.00	0.00	0.00	0.00	0.00	161.38
Teaching Assistants	0.00	0.00	0.00	0.00	0.00	0.00	0.00	0.00	0.00	0.00	0.00	0.00
Executives	0.65	0.00	0.00	0.00	0.00	0.00	0.00	0.00	0.00	0.00	0.00	0.65
Staff	62.48	2.27	15.19	0.00	28.47	0.00	51.98	23.82	32.45	63.45	0.00	280.11
Wage Payroll	29.22	2.19	7.83	10.16	19.03	0.48	171.25	15.07	1.95	125.20	0.00	382.38
Subtotal	257.05	5.24	23.30	10.67	65.67	0.48	223.23	39.00	34.40	188.65	0.00	847.69

**III. TOTAL**

Regular Faculty	648.48	0.78	1.75	1.00	17.66	0.00	0.00	0.11	0.00	0.00	0.00	669.78
Adjunct / Wage Rated Faculty	486.13	0.00	0.28	0.01	10.85	0.00	0.74	0.00	0.00	0.00	0.00	498.01
Teaching Assistants	0.00	0.00	0.00	0.00	0.00	0.00	0.00	0.00	0.00	0.00	0.00	0.00
Executives	0.65	0.00	0.00	0.00	7.35	1.00	1.00	9.92	1.00	0.00	0.00	20.92
Staff	160.70	2.27	16.84	29.99	180.68	42.13	189.75	220.79	167.51	63.45	0.00	1,074.10
Wage Payroll	48.45	2.19	8.23	11.78	114.92	1.96	211.19	39.27	50.75	125.20	0.00	613.95
TOTAL	1,344.41	5.24	27.10	42.79	331.45	45.09	402.68	270.09	219.26	188.65	0.00	2,876.76

**SUMMARY TABLE: DETAIL OF NON-APPROPRIATED EMPLOYEES**

Grants & Contracts	2.55	2.67	3.31	0.00	19.94	0.00	55.91	0.52	0.00	0.00	0.00	84.90
Sales & Services	28.93	0.00	0.00	0.00	6.89	0.00	14.01	22.39	6.80	0.00	0.00	79.02
Auxiliaries	0.00	0.00	0.00	0.00	0.00	0.00	0.00	0.00	0.00	88.06	0.00	88.06
Hospital	0.00	0.00	0.00	0.00	0.00	0.00	0.00	0.00	0.00	0.00	0.00	0.00
Other Non-Appropriated	225.57	2.57	19.99	10.67	38.84	0.48	153.31	16.09	27.60	100.59	0.00	595.71
Subtotal, Non-appropriated	257.05	5.24	23.30	10.67	65.67	0.48	223.23	39.00	34.40	188.65	0.00	847.69

Table 1 (page 5 of 18)

**USHE EMPLOYEE FTE COUNT FOR FALL 2023**

**SOUTHERN UTAH UNIVERSITY**

EDUCATION AND GENERAL CLASSIFICATION											
Instruction	Research	Public Service	Academic Support		Student Services		Institutional Support	O&M Plant	Auxiliaries	Hospital	Total
			Libraries	Other	Athletics	Other					

**I. APPROPRIATED**

Regular Faculty	404.30	0.00	0.00	10.00	1.70	0.40	0.00	0.00	0.00	0.00	0.00	416.40
Adjunct / Wage Rated Faculty	43.40	0.00	0.00	0.50	0.00	0.00	0.00	0.00	0.00	0.00	0.00	43.90
Teaching Assistants	3.40	0.00	0.00	0.00	0.00	0.00	0.00	0.60	0.00	0.00	0.00	4.00
Executives	1.80	0.00	0.00	0.90	11.90	1.00	5.00	15.00	1.00	0.00	0.00	36.60
Staff	47.20	0.00	10.30	12.80	76.80	60.00	119.00	94.80	69.80	0.00	0.00	490.70
Wage Payroll	76.90	0.00	6.10	5.70	25.10	0.50	46.90	28.60	95.50	0.00	0.00	285.30
Subtotal	577.00	0.00	16.40	29.90	115.50	61.90	170.90	139.00	166.30	0.00	0.00	1,276.90

**II. NON-APPROPRIATED**

Regular Faculty	9.80	0.00	2.50	0.00	0.30	0.00	0.10	0.00	0.00	0.00	0.00	12.70
Adjunct / Wage Rated Faculty	4.50	0.00	0.20	0.00	0.30	0.00	0.10	0.00	0.00	0.00	0.00	5.10
Teaching Assistants	0.80	0.00	0.00	0.00	0.00	0.00	0.00	0.50	0.00	0.00	0.00	1.30
Executives	0.00	0.00	0.10	0.00	0.00	0.00	0.00	0.00	0.00	0.00	0.00	0.10
Staff	115.20	1.00	141.80	0.00	3.00	0.00	21.80	1.90	0.00	14.40	0.00	299.10
Wage Payroll	74.00	4.30	86.60	0.00	15.50	23.70	61.70	11.70	0.90	15.80	0.00	294.20
Subtotal	204.30	5.30	231.20	0.00	19.10	23.70	83.70	14.10	0.90	30.20	0.00	612.50

**III. TOTAL**

Regular Faculty	414.10	0.00	2.50	10.00	2.00	0.40	0.10	0.00	0.00	0.00	0.00	429.10
Adjunct / Wage Rated Faculty	47.90	0.00	0.20	0.50	0.30	0.00	0.10	0.00	0.00	0.00	0.00	49.00
Teaching Assistants	4.20	0.00	0.00	0.00	0.00	0.00	0.00	1.10	0.00	0.00	0.00	5.30
Executives	1.80	0.00	0.10	0.90	11.90	1.00	5.00	15.00	1.00	0.00	0.00	36.70
Staff	162.40	1.00	152.10	12.80	79.80	60.00	140.80	96.70	69.80	14.40	0.00	789.80
Wage Payroll	150.90	4.30	92.70	5.70	40.60	24.20	108.60	40.30	96.40	15.80	0.00	579.50
TOTAL	781.30	5.30	247.60	29.90	134.60	85.60	254.60	153.10	167.20	30.20	0.00	1,889.40

**SUMMARY TABLE: DETAIL OF NON-APPROPRIATED EMPLOYEES**

Grants & Contracts	5.10	5.30	158.00	0.00	0.80	0.00	26.70	0.00	0.00	0.00	0.00	195.90
Sales & Services	199.20	0.00	0.00	0.00	0.00	0.00	0.00	0.00	0.00	0.00	0.00	199.20
Auxiliaries	0.00	0.00	0.00	0.00	0.00	0.00	0.00	0.00	0.00	23.90	0.00	23.90
Hospital	0.00	0.00	0.00	0.00	0.00	0.00	0.00	0.00	0.00	0.00	0.00	0.00
Other Non-Appropriated	0.00	0.00	73.20	0.00	18.30	23.70	57.00	14.10	0.90	6.30	0.00	193.50
Subtotal, Non-appropriated	204.30	5.30	231.20	0.00	19.10	23.70	83.70	14.10	0.90	30.20	0.00	612.50



Table 1 (page 6 of 18)

**USHE EMPLOYEE FTE COUNT FOR FALL 2023**

**SNOW COLLEGE**

EDUCATION AND GENERAL CLASSIFICATION											
Instruction	Research	Public Service	Academic Support		Student Services		Institutional Support	O&M Plant	Auxiliaries	Hospital	Total
			Libraries	Other	Athletics	Other					

**I. APPROPRIATED**

Regular Faculty	226.00	0.00	0.00	1.00	0.00	0.00	13.00	0.00	0.00	0.00	0.00	240.00
Adjunct / Wage Rated Faculty	55.24	0.00	0.00	0.00	0.00	0.00	0.00	0.00	0.00	0.00	0.00	55.24
Teaching Assistants	0.00	0.00	0.00	0.00	0.00	0.00	0.00	0.00	0.00	0.00	0.00	0.00
Executives	2.00	0.00	0.00	0.00	1.00	0.00	1.00	2.00	0.00	0.00	0.00	6.00
Staff	73.00	0.00	0.00	7.00	3.00	20.00	65.00	52.00	17.00	11.00	0.00	248.00
Wage Payroll	147.81	0.00	0.00	8.24	11.85	7.73	48.93	19.57	3.21	8.24	0.00	255.58
Subtotal	504.05	0.00	0.00	16.24	15.85	27.73	127.93	73.57	20.21	19.24	0.00	804.82

**II. NON-APPROPRIATED**

Regular Faculty	0.00	0.00	0.00	0.00	0.00	0.00	0.00	0.00	0.00	0.00	0.00	0.00
Adjunct / Wage Rated Faculty	0.02	0.00	0.00	0.00	0.00	0.00	0.00	0.00	0.00	0.00	0.00	0.02
Teaching Assistants	0.00	0.00	0.00	0.00	0.00	0.00	0.00	0.00	0.00	0.00	0.00	0.00
Executives	0.00	0.00	0.00	0.00	0.00	0.00	0.00	0.00	0.00	1.00	0.00	1.00
Staff	0.00	0.00	0.00	0.00	1.00	1.00	7.00	2.00	0.00	10.00	0.00	21.00
Wage Payroll	0.64	0.00	0.00	0.00	0.00	1.78	31.31	0.00	0.00	1.91	0.00	35.65
Subtotal	0.66	0.00	0.00	0.00	1.00	2.78	38.31	2.00	0.00	12.91	0.00	57.67

**III. TOTAL**

Regular Faculty	226.00	0.00	0.00	1.00	0.00	0.00	13.00	0.00	0.00	0.00	0.00	240.00
Adjunct / Wage Rated Faculty	55.26	0.00	0.00	0.00	0.00	0.00	0.00	0.00	0.00	0.00	0.00	55.26
Teaching Assistants	0.00	0.00	0.00	0.00	0.00	0.00	0.00	0.00	0.00	0.00	0.00	0.00
Executives	2.00	0.00	0.00	0.00	1.00	0.00	1.00	2.00	0.00	1.00	0.00	7.00
Staff	73.00	0.00	0.00	7.00	4.00	21.00	72.00	54.00	17.00	21.00	0.00	269.00
Wage Payroll	148.45	0.00	0.00	8.24	11.85	9.51	80.24	19.57	3.21	10.15	0.00	291.23
TOTAL	504.71	0.00	0.00	16.24	16.85	30.51	166.24	75.57	20.21	32.15	0.00	862.49

**SUMMARY TABLE: DETAIL OF NON-APPROPRIATED EMPLOYEES**

Grants & Contracts	0.66	0.00	0.00	0.00	0.00	0.00	37.03	0.00	0.00	0.00	0.00	37.69
Sales & Services	0.00	0.00	0.00	0.00	0.00	0.00	0.02	0.00	0.00	0.00	0.00	0.02
Auxiliaries	0.00	0.00	0.00	0.00	0.00	0.00	0.00	0.00	0.00	12.91	0.00	12.91
Hospital	0.00	0.00	0.00	0.00	0.00	0.00	0.00	0.00	0.00	0.00	0.00	0.00
Other Non-Appropriated	0.00	0.00	0.00	0.00	1.00	2.78	1.26	2.00	0.00	0.00	0.00	7.04
Subtotal, Non-appropriated	0.66	0.00	0.00	0.00	1.00	2.78	38.31	2.00	0.00	12.91	0.00	57.67

Table 1 (page 7 of 18)

**USHE EMPLOYEE FTE COUNT FOR FALL 2023**

UTAH TECH UNIVERSITY

EDUCATION AND GENERAL CLASSIFICATION											
Instruction	Research	Public Service	Academic Support		Student Services		Institutional Support	O&M Plant	Auxiliaries	Hospital	Total
			Libraries	Other	Athletics	Other					

**I. APPROPRIATED**

Regular Faculty	242.77	0.00	0.50	6.00	25.49	0.00	0.00	0.75	0.00	0.00	0.00	275.51
Adjunct / Wage Rated Faculty	368.56	0.00	0.00	0.75	4.45	0.00	0.00	0.00	0.00	0.00	0.00	373.76
Teaching Assistants	0.00	0.00	0.00	0.00	0.00	0.00	0.00	0.00	0.00	0.00	0.00	0.00
Executives	0.00	0.00	0.00	1.00	9.09	0.00	3.00	11.00	1.00	0.00	0.00	25.09
Staff	19.50	0.00	19.25	4.56	60.76	39.95	61.46	110.31	54.97	0.96	0.00	371.72
Wage Payroll	21.39	0.00	3.91	2.75	23.88	0.00	22.15	41.02	28.81	0.00	0.00	143.91
<b>Subtotal</b>	<b>652.22</b>	<b>0.00</b>	<b>23.66</b>	<b>15.06</b>	<b>123.67</b>	<b>39.95</b>	<b>86.61</b>	<b>163.08</b>	<b>84.78</b>	<b>0.96</b>	<b>0.00</b>	<b>1,189.99</b>

**II. NON-APPROPRIATED**

Regular Faculty	0.00	0.00	0.21	0.00	2.09	0.00	0.00	0.00	0.00	0.00	0.00	2.30
Adjunct / Wage Rated Faculty	11.15	0.00	0.00	0.00	0.00	0.00	0.54	0.00	0.00	0.00	0.00	11.69
Teaching Assistants	0.00	0.00	0.00	0.00	0.00	0.00	0.00	0.00	0.00	0.00	0.00	0.00
Executives	0.00	0.00	0.00	0.00	0.90	0.00	0.00	0.00	0.00	0.00	0.00	0.90
Staff	1.41	0.00	4.01	0.00	24.08	1.06	19.29	7.67	1.50	18.04	0.00	77.06
Wage Payroll	11.62	0.17	21.53	0.00	32.16	19.30	29.71	51.82	0.00	59.29	0.00	225.60
<b>Subtotal</b>	<b>24.18</b>	<b>0.17</b>	<b>25.75</b>	<b>0.00</b>	<b>59.23</b>	<b>20.36</b>	<b>49.54</b>	<b>59.49</b>	<b>1.50</b>	<b>77.33</b>	<b>0.00</b>	<b>317.55</b>

**III. TOTAL**

Regular Faculty	242.77	0.00	0.71	6.00	27.58	0.00	0.00	0.75	0.00	0.00	0.00	277.81
Adjunct / Wage Rated Faculty	379.71	0.00	0.00	0.75	4.45	0.00	0.54	0.00	0.00	0.00	0.00	385.45
Teaching Assistants	0.00	0.00	0.00	0.00	0.00	0.00	0.00	0.00	0.00	0.00	0.00	0.00
Executives	0.00	0.00	0.00	1.00	9.99	0.00	3.00	11.00	1.00	0.00	0.00	25.99
Staff	20.91	0.00	23.26	4.56	84.84	41.01	80.75	117.98	56.47	19.00	0.00	448.78
Wage Payroll	33.01	0.17	25.44	2.75	56.04	19.30	51.86	92.84	28.81	59.29	0.00	369.51
<b>TOTAL</b>	<b>676.40</b>	<b>0.17</b>	<b>49.41</b>	<b>15.06</b>	<b>182.90</b>	<b>60.31</b>	<b>136.15</b>	<b>222.57</b>	<b>86.28</b>	<b>78.29</b>	<b>0.00</b>	<b>1,507.54</b>

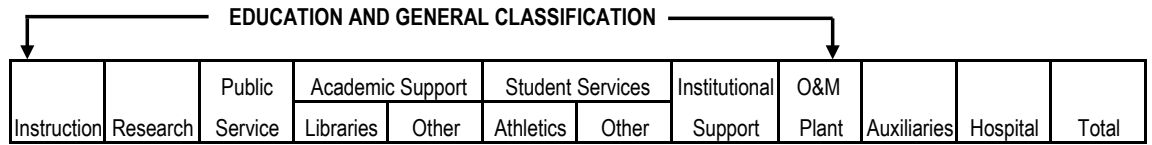
**SUMMARY TABLE: DETAIL OF NON-APPROPRIATED EMPLOYEES**

Grants & Contracts	0.00	0.17	7.83	0.00	5.95	0.00	13.52	46.33	0.00	0.00	0.00	73.80
Sales & Services	24.18	0.00	10.27	0.00	46.40	0.00	24.92	5.47	0.00	0.00	0.00	111.24
Auxiliaries	0.00	0.00	0.00	0.00	0.00	0.00	0.00	0.00	0.00	77.33	0.00	77.33
Hospital	0.00	0.00	0.00	0.00	0.00	0.00	0.00	0.00	0.00	0.00	0.00	0.00
Other Non-Appropriated	0.00	0.00	7.65	0.00	6.88	20.36	11.10	7.69	1.50	0.00	0.00	55.18
<b>Subtotal, Non-appropriated</b>	<b>24.18</b>	<b>0.17</b>	<b>25.75</b>	<b>0.00</b>	<b>59.23</b>	<b>20.36</b>	<b>49.54</b>	<b>59.49</b>	<b>1.50</b>	<b>77.33</b>	<b>0.00</b>	<b>317.55</b>

Table 1 (page 8 of 18)

**USHE EMPLOYEE FTE COUNT FOR FALL 2023**

**UTAH VALLEY UNIVERSITY**



**I. APPROPRIATED**

Regular Faculty	758.62	0.00	0.00	0.00	4.00	0.00	0.00	0.00	0.00	0.00	0.00	762.62
Adjunct / Wage Rated Faculty	473.22	0.00	0.00	0.00	0.00	0.00	0.00	0.00	0.00	0.00	0.00	473.22
Teaching Assistants	0.00	0.00	0.00	0.00	0.00	0.00	0.00	0.00	0.00	0.00	0.00	0.00
Executives	0.08	0.00	0.00	0.00	11.93	1.00	4.00	19.00	1.00	0.00	0.00	37.00
Staff	176.47	0.00	0.00	35.00	264.42	56.91	227.94	342.35	174.08	0.00	0.00	1,277.17
Wage Payroll	181.36	0.00	1.34	12.60	102.02	2.91	76.44	74.67	40.43	0.00	0.00	491.77
<b>Subtotal</b>	<b>1,589.74</b>	<b>0.00</b>	<b>1.34</b>	<b>47.60</b>	<b>382.37</b>	<b>60.82</b>	<b>308.38</b>	<b>436.02</b>	<b>215.51</b>	<b>0.00</b>	<b>0.00</b>	<b>3,041.78</b>

**II. NON-APPROPRIATED**

Regular Faculty	9.13	0.00	0.00	0.00	1.33	0.00	0.00	0.00	0.00	0.00	0.00	10.46
Adjunct / Wage Rated Faculty	39.03	0.00	0.00	0.00	0.00	0.00	0.00	0.00	0.00	0.00	0.00	39.03
Teaching Assistants	0.00	0.00	0.00	0.00	0.00	0.00	0.00	0.00	0.00	0.00	0.00	0.00
Executives	0.00	0.00	0.00	0.00	0.00	0.00	0.00	0.00	0.00	0.00	0.00	0.00
Staff	41.38	2.00	2.00	0.00	14.26	0.00	64.44	32.75	13.00	65.52	0.00	235.35
Wage Payroll	37.55	4.58	1.57	5.26	28.41	0.00	114.15	24.36	12.40	155.42	0.00	383.71
<b>Subtotal</b>	<b>127.09</b>	<b>6.58</b>	<b>3.57</b>	<b>5.26</b>	<b>44.00</b>	<b>0.00</b>	<b>178.59</b>	<b>57.11</b>	<b>25.40</b>	<b>220.94</b>	<b>0.00</b>	<b>668.55</b>

**III. TOTAL**

Regular Faculty	767.75	0.00	0.00	0.00	5.33	0.00	0.00	0.00	0.00	0.00	0.00	773.08
Adjunct / Wage Rated Faculty	512.25	0.00	0.00	0.00	0.00	0.00	0.00	0.00	0.00	0.00	0.00	512.25
Teaching Assistants	0.00	0.00	0.00	0.00	0.00	0.00	0.00	0.00	0.00	0.00	0.00	0.00
Executives	0.08	0.00	0.00	0.00	11.93	1.00	4.00	19.00	1.00	0.00	0.00	37.00
Staff	217.85	2.00	2.00	35.00	278.68	56.91	292.38	375.10	187.08	65.52	0.00	1,512.52
Wage Payroll	218.91	4.58	2.92	17.85	130.43	2.91	190.59	99.03	52.83	155.42	0.00	875.48
<b>TOTAL</b>	<b>1,716.83</b>	<b>6.58</b>	<b>4.92</b>	<b>52.85</b>	<b>426.37</b>	<b>60.82</b>	<b>486.98</b>	<b>493.13</b>	<b>240.91</b>	<b>220.94</b>	<b>0.00</b>	<b>3,710.33</b>

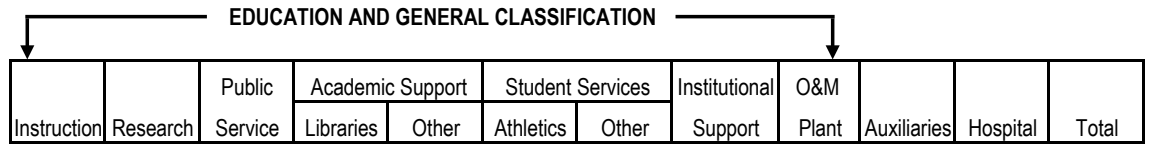
**SUMMARY TABLE: DETAIL OF NON-APPROPRIATED EMPLOYEES**

Grants & Contracts	5.50	6.58	1.00	0.00	14.16	0.00	145.81	7.72	0.00	2.18	0.00	182.95
Sales & Services	52.76	0.00	0.00	0.00	0.00	0.00	23.59	41.49	25.40	0.00	0.00	143.24
Auxiliaries	1.87	0.00	0.00	0.00	0.00	0.00	0.00	0.00	0.00	218.78	0.00	220.65
Hospital	0.00	0.00	0.00	0.00	0.00	0.00	0.00	0.00	0.00	0.00	0.00	0.00
Other Non-Appropriated	66.96	0.00	2.57	5.26	29.84	0.00	9.20	7.89	0.00	0.00	0.00	121.72
<b>Subtotal, Non-appropriated</b>	<b>127.09</b>	<b>6.58</b>	<b>3.57</b>	<b>5.26</b>	<b>44.00</b>	<b>0.00</b>	<b>178.60</b>	<b>57.10</b>	<b>25.40</b>	<b>220.96</b>	<b>0.00</b>	<b>668.56</b>

Table 1 (page 9 of 18)

**USHE EMPLOYEE FTE COUNT FOR FALL 2023**

**SALT LAKE COMMUNITY COLLEGE**



**I. APPROPRIATED**

Regular Faculty	308.78	0.00	0.00	0.00	0.00	0.00	0.00	0.00	0.00	0.00	0.00	308.78
Adjunct / Wage Rated Faculty	356.95	0.00	0.00	0.00	0.00	0.00	0.00	0.00	0.00	0.00	0.00	356.95
Teaching Assistants	0.00	0.00	0.00	0.00	0.00	0.00	0.00	0.00	0.00	0.00	0.00	0.00
Executives	0.75	0.00	0.00	0.00	10.57	0.00	3.00	12.00	1.00	0.00	0.00	27.32
Staff	135.56	0.00	1.00	11.00	69.34	0.00	200.71	241.08	145.00	5.00	0.00	808.69
Wage Payroll	99.27	0.00	0.83	11.23	7.91	0.42	72.55	24.19	30.10	0.00	0.00	246.50
Subtotal	901.31	0.00	1.83	22.23	87.82	0.42	276.26	277.27	176.10	5.00	0.00	1,748.24

**II. NON-APPROPRIATED**

Regular Faculty	2.92	0.00	0.00	0.00	0.00	0.00	0.00	0.00	0.00	0.00	0.00	2.92
Adjunct / Wage Rated Faculty	36.62	0.00	0.00	0.00	0.00	0.00	0.00	0.00	0.00	0.00	0.00	36.62
Teaching Assistants	0.00	0.00	0.00	0.00	0.00	0.00	0.00	0.00	0.00	0.00	0.00	0.00
Executives	0.44	0.00	0.25	0.00	0.00	0.00	0.00	1.00	0.00	0.00	0.00	1.69
Staff	55.63	0.00	7.45	0.00	13.29	15.99	54.28	43.29	0.00	0.00	0.00	189.93
Wage Payroll	46.51	0.00	10.30	0.00	3.59	6.44	48.74	20.42	0.00	7.72	0.00	143.72
Subtotal	142.12	0.00	18.00	0.00	16.88	22.43	103.02	64.71	0.00	7.72	0.00	374.88

**III. TOTAL**

Regular Faculty	311.70	0.00	0.00	0.00	0.00	0.00	0.00	0.00	0.00	0.00	0.00	311.70
Adjunct / Wage Rated Faculty	393.57	0.00	0.00	0.00	0.00	0.00	0.00	0.00	0.00	0.00	0.00	393.57
Teaching Assistants	0.00	0.00	0.00	0.00	0.00	0.00	0.00	0.00	0.00	0.00	0.00	0.00
Executives	1.19	0.00	0.25	0.00	10.57	0.00	3.00	13.00	1.00	0.00	0.00	29.01
Staff	191.19	0.00	8.45	11.00	82.63	15.99	254.99	284.37	145.00	5.00	0.00	998.62
Wage Payroll	145.78	0.00	11.13	11.23	11.50	6.86	121.29	44.61	30.10	7.72	0.00	390.22
TOTAL	1,043.43	0.00	19.83	22.23	104.70	22.85	379.28	341.98	176.10	12.72	0.00	2,123.12

**SUMMARY TABLE: DETAIL OF NON-APPROPRIATED EMPLOYEES**

Grants & Contracts	29.27	0.00	6.55	0.00	3.01	0.00	40.70	2.22	0.00	0.00	0.00	81.75
Sales & Services	0.00	0.00	0.00	0.00	0.00	0.00	0.00	0.00	0.00	0.00	0.00	0.00
Auxiliaries	0.00	0.00	0.00	0.00	0.00	0.00	0.00	0.00	0.00	7.72	0.00	7.72
Hospital	0.00	0.00	0.00	0.00	0.00	0.00	0.00	0.00	0.00	0.00	0.00	0.00
Other Non-Appropriated	112.85	0.00	11.45	0.00	13.87	22.43	62.32	62.49	0.00	0.00	0.00	285.41
Subtotal, Non-appropriated	142.12	0.00	18.00	0.00	16.88	22.43	103.02	64.71	0.00	7.72	0.00	374.88

Table 1 (page 10 of 18)

**USHE EMPLOYEE FTE COUNT FOR FALL 2023**

**BRIDGERLAND TECHNICAL COLLEGE**

EDUCATION AND GENERAL CLASSIFICATION											
Instruction	Research	Public Service	Academic Support		Student Services		Institutional Support	O&M Plant	Auxiliaries	Hospital	Total
			Libraries	Other	Athletics	Other					

**I. APPROPRIATED**

Regular Faculty	90.00	0.00	0.00	0.00	0.00	0.00	0.00	0.00	0.00	0.00	0.00	90.00
Adjunct / Wage Rated Faculty	33.00	0.00	0.00	0.00	0.00	0.00	0.00	0.00	0.00	0.00	0.00	33.00
Teaching Assistants	0.00	0.00	0.00	0.00	0.00	0.00	0.00	0.00	0.00	0.00	0.00	0.00
Executives	0.00	0.00	0.00	0.00	0.00	0.00	0.00	4.00	0.00	0.00	0.00	4.00
Staff	0.00	0.00	1.50	0.00	12.50	0.00	13.00	24.00	6.50	0.00	0.00	57.50
Wage Payroll	0.00	0.00	0.00	0.00	0.00	0.00	0.00	0.00	0.00	0.00	0.00	0.00
Subtotal	123.00	0.00	1.50	0.00	12.50	0.00	13.00	28.00	6.50	0.00	0.00	184.50

**II. NON-APPROPRIATED**

Regular Faculty	0.00	0.00	0.00	0.00	0.00	0.00	0.00	0.00	0.00	0.00	0.00	0.00
Adjunct / Wage Rated Faculty	0.00	0.00	0.00	0.00	0.00	0.00	0.00	0.00	0.00	0.00	0.00	0.00
Teaching Assistants	0.00	0.00	0.00	0.00	0.00	0.00	0.00	0.00	0.00	0.00	0.00	0.00
Executives	0.00	0.00	0.00	0.00	0.00	0.00	0.00	0.00	0.00	0.00	0.00	0.00
Staff	2.50	0.00	0.00	0.00	2.50	0.00	0.00	0.00	0.00	5.25	0.00	10.25
Wage Payroll	0.00	0.00	0.00	0.00	0.00	0.00	0.00	0.00	0.00	0.00	0.00	0.00
Subtotal	2.50	0.00	0.00	0.00	2.50	0.00	0.00	0.00	0.00	5.25	0.00	10.25

**III. TOTAL**

Regular Faculty	90.00	0.00	0.00	0.00	0.00	0.00	0.00	0.00	0.00	0.00	0.00	90.00
Adjunct / Wage Rated Faculty	33.00	0.00	0.00	0.00	0.00	0.00	0.00	0.00	0.00	0.00	0.00	33.00
Teaching Assistants	0.00	0.00	0.00	0.00	0.00	0.00	0.00	0.00	0.00	0.00	0.00	0.00
Executives	0.00	0.00	0.00	0.00	0.00	0.00	0.00	4.00	0.00	0.00	0.00	4.00
Staff	2.50	0.00	1.50	0.00	15.00	0.00	13.00	24.00	6.50	5.25	0.00	67.75
Wage Payroll	0.00	0.00	0.00	0.00	0.00	0.00	0.00	0.00	0.00	0.00	0.00	0.00
TOTAL	125.50	0.00	1.50	0.00	15.00	0.00	13.00	28.00	6.50	5.25	0.00	194.75

**SUMMARY TABLE: DETAIL OF NON-APPROPRIATED EMPLOYEES**

Grants & Contracts	2.50	0.00	0.00	0.00	2.50	0.00	0.00	0.00	0.00	0.00	0.00	5.00
Sales & Services	0.00	0.00	0.00	0.00	0.00	0.00	0.00	0.00	0.00	0.00	0.00	0.00
Auxiliaries	0.00	0.00	0.00	0.00	0.00	0.00	0.00	0.00	0.00	5.25	0.00	5.25
Hospital	0.00	0.00	0.00	0.00	0.00	0.00	0.00	0.00	0.00	0.00	0.00	0.00
Other Non-Appropriated	0.00	0.00	0.00	0.00	0.00	0.00	0.00	0.00	0.00	0.00	0.00	0.00
Subtotal, Non-appropriated	2.50	0.00	0.00	0.00	2.50	0.00	0.00	0.00	0.00	5.25	0.00	10.25

Table 1 (page 11 of 18)

**USHE EMPLOYEE FTE COUNT FOR FALL 2023**

**DAVIS TECHNICAL COLLEGE**

EDUCATION AND GENERAL CLASSIFICATION											
Instruction	Research	Public Service	Academic Support		Student Services		Institutional Support	O&M Plant	Auxiliaries	Hospital	Total
			Libraries	Other	Athletics	Other					

**I. APPROPRIATED**

Regular Faculty	86.50	0.00	0.00	0.00	0.00	0.00	0.00	0.00	0.00	0.00	0.00	86.50
Adjunct / Wage Rated Faculty	28.40	0.00	0.00	0.00	0.00	0.00	0.00	0.00	0.00	0.00	0.00	28.40
Teaching Assistants	0.61	0.00	0.00	0.00	0.00	0.00	0.00	0.00	0.00	0.00	0.00	0.61
Executives	0.00	0.00	0.00	0.00	0.00	0.00	0.00	4.00	0.00	0.00	0.00	4.00
Staff	0.00	0.00	0.00	0.00	27.30	0.00	24.00	32.50	20.00	0.00	0.00	103.80
Wage Payroll	0.00	0.00	0.00	0.00	2.80	0.00	2.40	0.80	10.00	0.00	0.00	16.00
Subtotal	115.51	0.00	0.00	0.00	30.10	0.00	26.40	37.30	30.00	0.00	0.00	239.31

**II. NON-APPROPRIATED**

Regular Faculty	12.00	0.00	0.00	0.00	0.00	0.00	0.00	0.00	0.00	0.00	0.00	12.00
Adjunct / Wage Rated Faculty	0.90	0.00	0.00	0.00	0.00	0.00	0.00	0.00	0.00	0.00	0.00	0.90
Teaching Assistants	0.00	0.00	0.00	0.00	0.00	0.00	0.00	0.00	0.00	0.00	0.00	0.00
Executives	0.00	0.00	0.00	0.00	0.00	0.00	0.00	0.00	0.00	0.00	0.00	0.00
Staff	0.00	0.00	0.00	0.00	6.10	0.00	1.00	3.00	0.00	10.60	0.00	20.70
Wage Payroll	0.00	0.00	0.00	0.00	1.70	0.00	1.60	0.30	0.00	10.50	0.00	14.10
Subtotal	12.90	0.00	0.00	0.00	7.80	0.00	2.60	3.30	0.00	21.10	0.00	47.70

**III. TOTAL**

Regular Faculty	98.50	0.00	0.00	0.00	0.00	0.00	0.00	0.00	0.00	0.00	0.00	98.50
Adjunct / Wage Rated Faculty	29.30	0.00	0.00	0.00	0.00	0.00	0.00	0.00	0.00	0.00	0.00	29.30
Teaching Assistants	0.61	0.00	0.00	0.00	0.00	0.00	0.00	0.00	0.00	0.00	0.00	0.61
Executives	0.00	0.00	0.00	0.00	0.00	0.00	0.00	4.00	0.00	0.00	0.00	4.00
Staff	0.00	0.00	0.00	0.00	33.40	0.00	25.00	35.50	20.00	10.60	0.00	124.50
Wage Payroll	0.00	0.00	0.00	0.00	4.50	0.00	4.00	1.10	10.00	10.50	0.00	30.10
TOTAL	128.41	0.00	0.00	0.00	37.90	0.00	29.00	40.60	30.00	21.10	0.00	287.01

**SUMMARY TABLE: DETAIL OF NON-APPROPRIATED EMPLOYEES**

Grants & Contracts	12.10	0.00	0.00	0.00	6.90	0.00	0.00	3.30	0.00	0.00	0.00	22.30
Sales & Services	0.00	0.00	0.00	0.00	0.00	0.00	0.00	0.00	0.00	0.00	0.00	0.00
Auxiliaries	0.00	0.00	0.00	0.00	0.00	0.00	0.00	0.00	0.00	21.10	0.00	21.10
Hospital	0.00	0.00	0.00	0.00	0.00	0.00	0.00	0.00	0.00	0.00	0.00	0.00
Other Non-Appropriated	0.80	0.00	0.00	0.00	0.90	0.00	2.60	0.00	0.00	0.00	0.00	4.30
Subtotal, Non-appropriated	12.90	0.00	0.00	0.00	7.80	0.00	2.60	3.30	0.00	21.10	0.00	47.70

Table 1 (page 12 of 18)

**USHE EMPLOYEE FTE COUNT FOR FALL 2023**

**DIXIE TECHNICAL COLLEGE**

EDUCATION AND GENERAL CLASSIFICATION											
Instruction	Research	Public Service	Academic Support		Student Services		Institutional Support	O&M Plant	Auxiliaries	Hospital	Total
			Libraries	Other	Athletics	Other					

**I. APPROPRIATED**

Regular Faculty	47.45	0.00	0.00	0.00	0.00	0.00	0.00	0.00	0.00	0.00	0.00	47.45
Adjunct / Wage Rated Faculty	19.16	0.00	0.00	0.00	0.00	0.00	0.00	0.00	0.00	0.00	0.00	19.16
Teaching Assistants	0.00	0.00	0.00	0.00	0.00	0.00	0.00	0.00	0.00	0.00	0.00	0.00
Executives	0.00	0.00	0.00	0.00	1.00	0.00	1.00	3.00	0.00	0.00	0.00	5.00
Staff	0.00	0.00	0.00	0.00	11.35	0.00	5.93	10.11	7.00	0.00	0.00	34.39
Wage Payroll	0.05	0.00	0.00	0.00	1.80	0.00	5.47	2.08	5.21	0.00	0.00	14.61
Subtotal	66.66	0.00	0.00	0.00	14.15	0.00	12.40	15.19	12.21	0.00	0.00	120.61

**II. NON-APPROPRIATED**

Regular Faculty	0.00	0.00	0.00	0.00	0.00	0.00	0.00	0.00	0.00	0.00	0.00	0.00
Adjunct / Wage Rated Faculty	0.00	0.00	0.00	0.00	0.00	0.00	0.00	0.00	0.00	0.00	0.00	0.00
Teaching Assistants	0.00	0.00	0.00	0.00	0.00	0.00	0.00	0.00	0.00	0.00	0.00	0.00
Executives	0.00	0.00	0.00	0.00	0.00	0.00	0.00	0.00	0.00	0.00	0.00	0.00
Staff	0.00	0.00	2.90	0.00	0.00	0.00	0.00	0.00	0.00	0.20	0.00	3.10
Wage Payroll	0.00	0.00	0.00	0.00	0.00	0.00	0.00	0.00	0.00	2.43	0.00	2.43
Subtotal	0.00	0.00	2.90	0.00	0.00	0.00	0.00	0.00	0.00	2.63	0.00	5.53

**III. TOTAL**

Regular Faculty	47.45	0.00	0.00	0.00	0.00	0.00	0.00	0.00	0.00	0.00	0.00	47.45
Adjunct / Wage Rated Faculty	19.16	0.00	0.00	0.00	0.00	0.00	0.00	0.00	0.00	0.00	0.00	19.16
Teaching Assistants	0.00	0.00	0.00	0.00	0.00	0.00	0.00	0.00	0.00	0.00	0.00	0.00
Executives	0.00	0.00	0.00	0.00	1.00	0.00	1.00	3.00	0.00	0.00	0.00	5.00
Staff	0.00	0.00	2.90	0.00	11.35	0.00	5.93	10.11	7.00	0.20	0.00	37.49
Wage Payroll	0.05	0.00	0.00	0.00	1.80	0.00	5.47	2.08	5.21	2.43	0.00	17.04
TOTAL	66.66	0.00	2.90	0.00	14.15	0.00	12.40	15.19	12.21	2.63	0.00	126.14

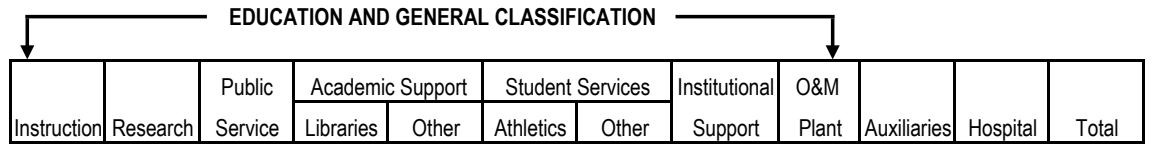
**SUMMARY TABLE: DETAIL OF NON-APPROPRIATED EMPLOYEES**

Grants & Contracts	0.00	0.00	2.90	0.00	0.00	0.00	0.00	0.00	0.00	0.00	0.00	2.90
Sales & Services	0.00	0.00	0.00	0.00	0.00	0.00	0.00	0.00	0.00	0.00	0.00	0.00
Auxiliaries	0.00	0.00	0.00	0.00	0.00	0.00	0.00	0.00	0.00	2.63	0.00	2.63
Hospital	0.00	0.00	0.00	0.00	0.00	0.00	0.00	0.00	0.00	0.00	0.00	0.00
Other Non-Appropriated	0.00	0.00	0.00	0.00	0.00	0.00	0.00	0.00	0.00	0.00	0.00	0.00
Subtotal, Non-appropriated	0.00	0.00	2.90	0.00	0.00	0.00	0.00	0.00	0.00	2.63	0.00	5.53

Table 1 (page 13 of 18)

**USHE EMPLOYEE FTE COUNT FOR FALL 2023**

**MOUNTAINLAND TECHNICAL COLLEGE**



**I. APPROPRIATED**

Regular Faculty	76.88	0.00	0.00	0.00	0.00	0.00	0.00	0.00	0.00	0.00	0.00	76.88
Adjunct / Wage Rated Faculty	30.83	0.00	0.00	0.00	0.00	0.00	0.00	0.00	0.00	0.00	0.00	30.83
Teaching Assistants	4.83	0.00	0.00	0.00	0.00	0.00	0.00	0.00	0.00	0.00	0.00	4.83
Executives	0.00	0.00	0.00	0.00	1.00	0.00	0.00	3.00	0.00	0.00	0.00	4.00
Staff	0.00	0.00	0.00	0.00	19.09	0.00	22.78	35.45	26.27	0.00	0.00	103.59
Wage Payroll	1.83	0.00	0.00	0.00	7.67	0.00	3.20	0.63	2.09	0.00	0.00	15.42
<b>Subtotal</b>	<b>114.37</b>	<b>0.00</b>	<b>0.00</b>	<b>0.00</b>	<b>27.76</b>	<b>0.00</b>	<b>25.98</b>	<b>39.08</b>	<b>28.36</b>	<b>0.00</b>	<b>0.00</b>	<b>235.55</b>

**II. NON-APPROPRIATED**

Regular Faculty	1.50	0.00	0.00	0.00	0.00	0.00	0.00	0.00	0.00	0.00	0.00	1.50
Adjunct / Wage Rated Faculty	0.00	0.00	0.00	0.00	0.00	0.00	0.00	0.00	0.00	0.00	0.00	0.00
Teaching Assistants	0.00	0.00	0.00	0.00	0.00	0.00	0.00	0.00	0.00	0.00	0.00	0.00
Executives	0.00	0.00	0.00	0.00	0.00	0.00	0.00	0.00	0.00	0.00	0.00	0.00
Staff	1.00	0.00	0.00	0.00	0.00	0.00	0.00	0.00	0.00	4.54	0.00	5.54
Wage Payroll	0.00	0.00	0.00	0.00	0.00	0.00	0.00	0.00	0.00	11.55	0.00	11.55
<b>Subtotal</b>	<b>2.50</b>	<b>0.00</b>	<b>0.00</b>	<b>0.00</b>	<b>0.00</b>	<b>0.00</b>	<b>0.00</b>	<b>0.00</b>	<b>0.00</b>	<b>16.09</b>	<b>0.00</b>	<b>18.59</b>

**III. TOTAL**

Regular Faculty	78.38	0.00	0.00	0.00	0.00	0.00	0.00	0.00	0.00	0.00	0.00	78.38
Adjunct / Wage Rated Faculty	30.83	0.00	0.00	0.00	0.00	0.00	0.00	0.00	0.00	0.00	0.00	30.83
Teaching Assistants	4.83	0.00	0.00	0.00	0.00	0.00	0.00	0.00	0.00	0.00	0.00	4.83
Executives	0.00	0.00	0.00	0.00	1.00	0.00	0.00	3.00	0.00	0.00	0.00	4.00
Staff	1.00	0.00	0.00	0.00	19.09	0.00	22.78	35.45	26.27	4.54	0.00	109.13
Wage Payroll	1.83	0.00	0.00	0.00	7.67	0.00	3.20	0.63	2.09	11.55	0.00	26.97
<b>TOTAL</b>	<b>116.87</b>	<b>0.00</b>	<b>0.00</b>	<b>0.00</b>	<b>27.76</b>	<b>0.00</b>	<b>25.98</b>	<b>39.08</b>	<b>28.36</b>	<b>16.09</b>	<b>0.00</b>	<b>254.14</b>

**SUMMARY TABLE: DETAIL OF NON-APPROPRIATED EMPLOYEES**

Grants & Contracts	2.50	0.00	0.00	0.00	0.00	0.00	0.00	0.00	0.00	0.00	0.00	2.50
Sales & Services	0.00	0.00	0.00	0.00	0.00	0.00	0.00	0.00	0.00	0.00	0.00	0.00
Auxiliaries	0.00	0.00	0.00	0.00	0.00	0.00	0.00	0.00	0.00	16.09	0.00	16.09
Hospital	0.00	0.00	0.00	0.00	0.00	0.00	0.00	0.00	0.00	0.00	0.00	0.00
Other Non-Appropriated	0.00	0.00	0.00	0.00	0.00	0.00	0.00	0.00	0.00	0.00	0.00	0.00
<b>Subtotal, Non-appropriated</b>	<b>2.50</b>	<b>0.00</b>	<b>0.00</b>	<b>0.00</b>	<b>0.00</b>	<b>0.00</b>	<b>0.00</b>	<b>0.00</b>	<b>0.00</b>	<b>16.09</b>	<b>0.00</b>	<b>18.59</b>



Table 1 (page 14 of 18)

**USHE EMPLOYEE FTE COUNT FOR FALL 2023**

**OGDEN-WEBER TECHNICAL COLLEGE**

EDUCATION AND GENERAL CLASSIFICATION											
Instruction	Research	Public Service	Academic Support		Student Services		Institutional Support	O&M Plant	Auxiliaries	Hospital	Total
			Libraries	Other	Athletics	Other					

**I. APPROPRIATED**

Regular Faculty	74.00	0.00	0.00	0.00	0.00	0.00	0.00	0.00	0.00	0.00	0.00	74.00
Adjunct / Wage Rated Faculty	35.00	0.00	0.00	0.00	0.00	0.00	0.00	0.00	0.00	0.00	0.00	35.00
Teaching Assistants	0.00	0.00	0.00	0.00	0.00	0.00	0.00	0.00	0.00	0.00	0.00	0.00
Executives	0.00	0.00	0.00	0.00	0.00	0.00	1.00	3.00	0.00	0.00	0.00	4.00
Staff	0.00	0.00	0.00	0.00	11.00	0.00	34.00	28.00	10.00	0.00	0.00	83.00
Wage Payroll	0.00	0.00	0.00	0.00	0.00	0.00	0.00	0.00	0.00	0.00	0.00	0.00
Subtotal	109.00	0.00	0.00	0.00	11.00	0.00	35.00	31.00	10.00	0.00	0.00	196.00

**II. NON-APPROPRIATED**

Regular Faculty	3.00	0.00	0.00	0.00	0.00	0.00	0.00	0.00	0.00	0.00	0.00	3.00
Adjunct / Wage Rated Faculty	4.00	0.00	0.00	0.00	0.00	0.00	0.00	0.00	0.00	0.00	0.00	4.00
Teaching Assistants	0.00	0.00	0.00	0.00	0.00	0.00	0.00	0.00	0.00	0.00	0.00	0.00
Executives	0.00	0.00	0.00	0.00	0.00	0.00	0.00	0.00	0.00	0.00	0.00	0.00
Staff	7.00	0.00	0.00	0.00	0.00	0.00	0.00	5.00	0.00	7.00	0.00	19.00
Wage Payroll	0.00	0.00	0.00	0.00	0.00	0.00	0.00	0.00	0.00	0.00	0.00	0.00
Subtotal	14.00	0.00	0.00	0.00	0.00	0.00	0.00	5.00	0.00	7.00	0.00	26.00

**III. TOTAL**

Regular Faculty	77.00	0.00	0.00	0.00	0.00	0.00	0.00	0.00	0.00	0.00	0.00	77.00
Adjunct / Wage Rated Faculty	39.00	0.00	0.00	0.00	0.00	0.00	0.00	0.00	0.00	0.00	0.00	39.00
Teaching Assistants	0.00	0.00	0.00	0.00	0.00	0.00	0.00	0.00	0.00	0.00	0.00	0.00
Executives	0.00	0.00	0.00	0.00	0.00	0.00	1.00	3.00	0.00	0.00	0.00	4.00
Staff	7.00	0.00	0.00	0.00	11.00	0.00	34.00	33.00	10.00	7.00	0.00	102.00
Wage Payroll	0.00	0.00	0.00	0.00	0.00	0.00	0.00	0.00	0.00	0.00	0.00	0.00
TOTAL	123.00	0.00	0.00	0.00	11.00	0.00	35.00	36.00	10.00	7.00	0.00	222.00

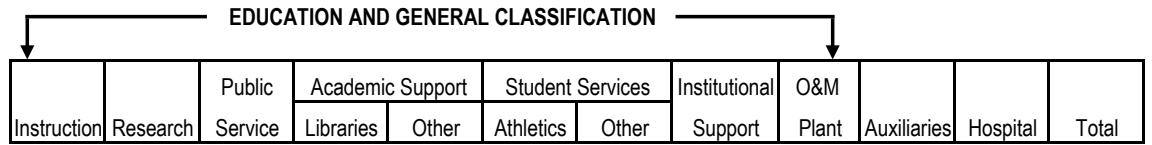
**SUMMARY TABLE: DETAIL OF NON-APPROPRIATED EMPLOYEES**

Grants & Contracts	10.00	0.00	0.00	0.00	0.00	0.00	0.00	0.00	0.00	0.00	0.00	10.00
Sales & Services	0.00	0.00	0.00	0.00	0.00	0.00	0.00	5.00	0.00	0.00	0.00	5.00
Auxiliaries	0.00	0.00	0.00	0.00	0.00	0.00	0.00	0.00	0.00	7.00	0.00	7.00
Hospital	0.00	0.00	0.00	0.00	0.00	0.00	0.00	0.00	0.00	0.00	0.00	0.00
Other Non-Appropriated	4.00	0.00	0.00	0.00	0.00	0.00	0.00	0.00	0.00	0.00	0.00	4.00
Subtotal, Non-appropriated	14.00	0.00	0.00	0.00	0.00	0.00	0.00	5.00	0.00	7.00	0.00	26.00

Table 1 (page 15 of 18)

**USHE EMPLOYEE FTE COUNT FOR FALL 2023**

**SOUTHWEST TECHNICAL COLLEGE**



**I. APPROPRIATED**

Regular Faculty	29.32	0.00	0.00	0.00	0.00	0.00	0.00	0.00	0.00	0.00	0.00	29.32
Adjunct / Wage Rated Faculty	14.44	0.00	0.00	0.00	0.00	0.00	0.00	0.00	0.00	0.00	0.00	14.44
Teaching Assistants	0.00	0.00	0.00	0.00	0.00	0.00	0.00	0.00	0.00	0.00	0.00	0.00
Executives	0.00	0.00	0.00	0.00	0.00	0.00	0.00	4.00	0.00	0.00	0.00	4.00
Staff	0.00	0.00	1.07	0.00	6.07	0.00	8.01	12.14	4.00	0.00	0.00	31.29
Wage Payroll	0.00	0.00	0.06	0.00	0.00	0.00	0.00	1.09	4.24	0.00	0.00	5.39
<b>Subtotal</b>	<b>43.76</b>	<b>0.00</b>	<b>1.13</b>	<b>0.00</b>	<b>6.07</b>	<b>0.00</b>	<b>8.01</b>	<b>17.23</b>	<b>8.24</b>	<b>0.00</b>	<b>0.00</b>	<b>84.44</b>

**II. NON-APPROPRIATED**

Regular Faculty	0.00	0.00	0.00	0.00	0.00	0.00	0.00	0.00	0.00	0.00	0.00	0.00
Adjunct / Wage Rated Faculty	0.04	0.00	0.00	0.00	0.00	0.00	0.00	0.00	0.00	0.00	0.00	0.04
Teaching Assistants	0.00	0.00	0.00	0.00	0.00	0.00	0.00	0.00	0.00	0.00	0.00	0.00
Executives	0.00	0.00	0.00	0.00	0.00	0.00	0.00	0.00	0.00	0.00	0.00	0.00
Staff	0.00	0.00	0.00	0.00	0.00	0.00	0.00	0.00	0.00	0.00	0.00	0.00
Wage Payroll	0.00	0.00	0.00	0.00	0.00	0.00	0.00	0.00	0.00	0.00	0.00	0.00
<b>Subtotal</b>	<b>0.04</b>	<b>0.00</b>	<b>0.00</b>	<b>0.00</b>	<b>0.00</b>	<b>0.00</b>	<b>0.00</b>	<b>0.00</b>	<b>0.00</b>	<b>0.00</b>	<b>0.00</b>	<b>0.04</b>

**III. TOTAL**

Regular Faculty	29.32	0.00	0.00	0.00	0.00	0.00	0.00	0.00	0.00	0.00	0.00	29.32
Adjunct / Wage Rated Faculty	14.48	0.00	0.00	0.00	0.00	0.00	0.00	0.00	0.00	0.00	0.00	14.48
Teaching Assistants	0.00	0.00	0.00	0.00	0.00	0.00	0.00	0.00	0.00	0.00	0.00	0.00
Executives	0.00	0.00	0.00	0.00	0.00	0.00	0.00	4.00	0.00	0.00	0.00	4.00
Staff	0.00	0.00	1.07	0.00	6.07	0.00	8.01	12.14	4.00	0.00	0.00	31.29
Wage Payroll	0.00	0.00	0.06	0.00	0.00	0.00	0.00	1.09	4.24	0.00	0.00	5.39
<b>TOTAL</b>	<b>43.80</b>	<b>0.00</b>	<b>1.13</b>	<b>0.00</b>	<b>6.07</b>	<b>0.00</b>	<b>8.01</b>	<b>17.23</b>	<b>8.24</b>	<b>0.00</b>	<b>0.00</b>	<b>84.48</b>

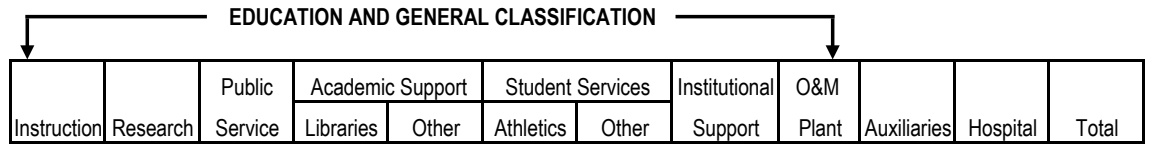
**SUMMARY TABLE: DETAIL OF NON-APPROPRIATED EMPLOYEES**

Grants & Contracts	0.00	0.00	0.00	0.00	0.00	0.00	0.00	0.00	0.00	0.00	0.00	0.00
Sales & Services	0.00	0.00	0.00	0.00	0.00	0.00	0.00	0.00	0.00	0.00	0.00	0.00
Auxiliaries	0.00	0.00	0.00	0.00	0.00	0.00	0.00	0.00	0.00	0.00	0.00	0.00
Hospital	0.00	0.00	0.00	0.00	0.00	0.00	0.00	0.00	0.00	0.00	0.00	0.00
Other Non-Appropriated	0.04	0.00	0.00	0.00	0.00	0.00	0.00	0.00	0.00	0.00	0.00	0.04
<b>Subtotal, Non-appropriated</b>	<b>0.04</b>	<b>0.00</b>	<b>0.00</b>	<b>0.00</b>	<b>0.00</b>	<b>0.00</b>	<b>0.00</b>	<b>0.00</b>	<b>0.00</b>	<b>0.00</b>	<b>0.00</b>	<b>0.04</b>

Table 1 (page 16 of 18)

**USHE EMPLOYEE FTE COUNT FOR FALL 2023**

**TOOELE TECHNICAL COLLEGE**



**I. APPROPRIATED**

Regular Faculty	19.00	0.00	0.00	0.00	0.00	0.00	0.00	0.00	0.00	0.00	0.00	19.00
Adjunct / Wage Rated Faculty	8.50	0.00	0.00	0.00	0.00	0.00	0.00	0.00	0.00	0.00	0.00	8.50
Teaching Assistants	0.00	0.00	0.00	0.00	0.00	0.00	0.00	0.00	0.00	0.00	0.00	0.00
Executives	0.00	0.00	0.00	0.00	0.00	0.00	0.00	4.00	0.00	0.00	0.00	4.00
Staff	3.50	0.00	0.00	0.00	0.00	0.00	12.50	9.00	5.00	0.00	0.00	30.00
Wage Payroll	0.00	0.00	0.00	0.00	0.00	0.00	0.00	0.00	0.00	0.00	0.00	0.00
<b>Subtotal</b>	<b>31.00</b>	<b>0.00</b>	<b>0.00</b>	<b>0.00</b>	<b>0.00</b>	<b>0.00</b>	<b>12.50</b>	<b>13.00</b>	<b>5.00</b>	<b>0.00</b>	<b>0.00</b>	<b>61.50</b>

**II. NON-APPROPRIATED**

Regular Faculty	0.00	0.00	0.00	0.00	0.00	0.00	0.00	0.00	0.00	0.00	0.00	0.00
Adjunct / Wage Rated Faculty	0.00	0.00	0.00	0.00	0.00	0.00	0.00	0.00	0.00	0.00	0.00	0.00
Teaching Assistants	0.00	0.00	0.00	0.00	0.00	0.00	0.00	0.00	0.00	0.00	0.00	0.00
Executives	0.00	0.00	0.00	0.00	0.00	0.00	0.00	0.00	0.00	0.00	0.00	0.00
Staff	0.00	0.00	0.00	0.00	0.00	0.00	0.00	0.00	0.00	0.00	0.00	0.00
Wage Payroll	0.00	0.00	0.00	0.00	0.00	0.00	0.00	0.00	0.00	0.00	0.00	0.00
<b>Subtotal</b>	<b>0.00</b>	<b>0.00</b>	<b>0.00</b>	<b>0.00</b>	<b>0.00</b>	<b>0.00</b>	<b>0.00</b>	<b>0.00</b>	<b>0.00</b>	<b>0.00</b>	<b>0.00</b>	<b>0.00</b>

**III. TOTAL**

Regular Faculty	19.00	0.00	0.00	0.00	0.00	0.00	0.00	0.00	0.00	0.00	0.00	19.00
Adjunct / Wage Rated Faculty	8.50	0.00	0.00	0.00	0.00	0.00	0.00	0.00	0.00	0.00	0.00	8.50
Teaching Assistants	0.00	0.00	0.00	0.00	0.00	0.00	0.00	0.00	0.00	0.00	0.00	0.00
Executives	0.00	0.00	0.00	0.00	0.00	0.00	0.00	4.00	0.00	0.00	0.00	4.00
Staff	3.50	0.00	0.00	0.00	0.00	0.00	12.50	9.00	5.00	0.00	0.00	30.00
Wage Payroll	0.00	0.00	0.00	0.00	0.00	0.00	0.00	0.00	0.00	0.00	0.00	0.00
<b>TOTAL</b>	<b>31.00</b>	<b>0.00</b>	<b>0.00</b>	<b>0.00</b>	<b>0.00</b>	<b>0.00</b>	<b>12.50</b>	<b>13.00</b>	<b>5.00</b>	<b>0.00</b>	<b>0.00</b>	<b>61.50</b>

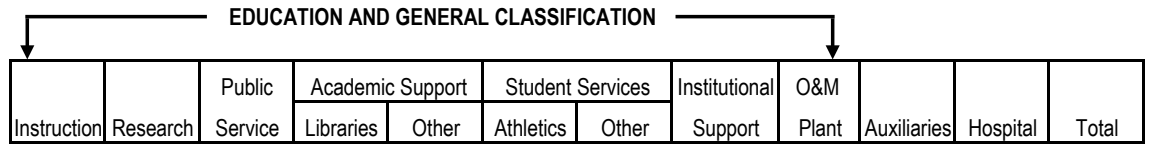
**SUMMARY TABLE: DETAIL OF NON-APPROPRIATED EMPLOYEES**

Grants & Contracts	0.00	0.00	0.00	0.00	0.00	0.00	0.00	0.00	0.00	0.00	0.00	0.00
Sales & Services	0.00	0.00	0.00	0.00	0.00	0.00	0.00	0.00	0.00	0.00	0.00	0.00
Auxiliaries	0.00	0.00	0.00	0.00	0.00	0.00	0.00	0.00	0.00	0.00	0.00	0.00
Hospital	0.00	0.00	0.00	0.00	0.00	0.00	0.00	0.00	0.00	0.00	0.00	0.00
Other Non-Appropriated	0.00	0.00	0.00	0.00	0.00	0.00	0.00	0.00	0.00	0.00	0.00	0.00
<b>Subtotal, Non-appropriated</b>	<b>0.00</b>	<b>0.00</b>	<b>0.00</b>	<b>0.00</b>	<b>0.00</b>	<b>0.00</b>	<b>0.00</b>	<b>0.00</b>	<b>0.00</b>	<b>0.00</b>	<b>0.00</b>	<b>0.00</b>

Table 1 (page 17 of 18)

**USHE EMPLOYEE FTE COUNT FOR FALL 2023**

**UINTAH BASIN TECHNICAL COLLEGE**



**I. APPROPRIATED**

Regular Faculty	49.00	0.00	0.00	0.00	0.00	0.00	0.00	0.00	0.00	0.00	0.00	49.00
Adjunct / Wage Rated Faculty	5.00	0.00	0.00	0.00	0.00	0.00	0.00	0.00	0.00	0.00	0.00	5.00
Teaching Assistants	6.00	0.00	0.00	0.00	0.00	0.00	0.00	0.00	0.00	0.00	0.00	6.00
Executives	0.00	0.00	0.00	0.00	0.00	0.00	0.00	8.00	0.00	0.00	0.00	8.00
Staff	4.00	0.00	0.00	0.00	4.00	0.00	9.00	11.00	9.00	0.00	0.00	37.00
Wage Payroll	0.00	0.00	0.00	0.00	0.00	0.00	0.00	0.00	0.00	0.00	0.00	0.00
Subtotal	64.00	0.00	0.00	0.00	4.00	0.00	9.00	19.00	9.00	0.00	0.00	105.00

**II. NON-APPROPRIATED**

Regular Faculty	3.00	0.00	0.00	0.00	0.00	0.00	0.00	0.00	0.00	0.00	0.00	3.00
Adjunct / Wage Rated Faculty	0.00	0.00	0.00	0.00	0.00	0.00	0.00	0.00	0.00	0.00	0.00	0.00
Teaching Assistants	0.00	0.00	0.00	0.00	0.00	0.00	0.00	0.00	0.00	0.00	0.00	0.00
Executives	0.00	0.00	0.00	0.00	0.00	0.00	0.00	0.00	0.00	0.00	0.00	0.00
Staff	0.00	0.00	0.00	0.00	0.00	0.00	1.00	0.00	0.00	0.00	0.00	1.00
Wage Payroll	0.00	0.00	0.00	0.00	0.00	0.00	0.00	2.00	0.00	0.00	0.00	2.00
Subtotal	3.00	0.00	0.00	0.00	0.00	0.00	1.00	2.00	0.00	0.00	0.00	6.00

**III. TOTAL**

Regular Faculty	52.00	0.00	0.00	0.00	0.00	0.00	0.00	0.00	0.00	0.00	0.00	52.00
Adjunct / Wage Rated Faculty	5.00	0.00	0.00	0.00	0.00	0.00	0.00	0.00	0.00	0.00	0.00	5.00
Teaching Assistants	6.00	0.00	0.00	0.00	0.00	0.00	0.00	0.00	0.00	0.00	0.00	6.00
Executives	0.00	0.00	0.00	0.00	0.00	0.00	0.00	8.00	0.00	0.00	0.00	8.00
Staff	4.00	0.00	0.00	0.00	4.00	0.00	10.00	11.00	9.00	0.00	0.00	38.00
Wage Payroll	0.00	0.00	0.00	0.00	0.00	0.00	0.00	2.00	0.00	0.00	0.00	2.00
TOTAL	67.00	0.00	0.00	0.00	4.00	0.00	10.00	21.00	9.00	0.00	0.00	111.00

**SUMMARY TABLE: DETAIL OF NON-APPROPRIATED EMPLOYEES**

Grants & Contracts	3.00	0.00	0.00	0.00	0.00	0.00	1.00	0.00	0.00	0.00	0.00	4.00
Sales & Services	0.00	0.00	0.00	0.00	0.00	0.00	0.00	0.00	0.00	0.00	0.00	0.00
Auxiliaries	0.00	0.00	0.00	0.00	0.00	0.00	0.00	2.00	0.00	0.00	0.00	2.00
Hospital	0.00	0.00	0.00	0.00	0.00	0.00	0.00	0.00	0.00	0.00	0.00	0.00
Other Non-Appropriated	0.00	0.00	0.00	0.00	0.00	0.00	0.00	0.00	0.00	0.00	0.00	0.00
Subtotal, Non-appropriated	3.00	0.00	0.00	0.00	0.00	0.00	1.00	2.00	0.00	0.00	0.00	6.00

Table 1 (page 18 of 18)

**USHE EMPLOYEE FTE COUNT FOR FALL 2023**

BOARD OF HIGHER EDUCATION & My529

EDUCATION AND GENERAL CLASSIFICATION											
Instruction	Research	Public Service	Academic Support		Student Services		Institutional Support	O&M Plant	Auxiliaries	Hospital	Total
			Libraries	Other	Athletics	Other					

**I. APPROPRIATED**

Regular Faculty	0.00	0.00	0.00	0.00	0.00	0.00	0.00	0.00	0.00	0.00	0.00	0.00
Adjunct / Wage Rated Faculty	0.00	0.00	0.00	0.00	0.00	0.00	0.00	0.00	0.00	0.00	0.00	0.00
Teaching Assistants	0.00	0.00	0.00	0.00	0.00	0.00	0.00	0.00	0.00	0.00	0.00	0.00
Executives	0.00	0.00	0.00	0.00	0.00	0.00	0.00	11.00	0.00	0.00	0.00	11.00
Staff	0.00	0.00	0.00	0.00	0.00	0.00	0.00	73.25	0.00	0.00	0.00	73.25
Wage Payroll	0.00	0.00	0.00	0.00	0.00	0.00	0.00	3.79	0.00	0.00	0.00	3.79
Subtotal	0.00	0.00	0.00	0.00	0.00	0.00	0.00	88.04	0.00	0.00	0.00	88.04

**II. NON-APPROPRIATED**

Regular Faculty	0.00	0.00	0.00	0.00	0.00	0.00	0.00	0.00	0.00	0.00	0.00	0.00
Adjunct / Wage Rated Faculty	0.00	0.00	0.00	0.00	0.00	0.00	0.00	0.00	0.00	0.00	0.00	0.00
Teaching Assistants	0.00	0.00	0.00	0.00	0.00	0.00	0.00	0.00	0.00	0.00	0.00	0.00
Executives	0.00	0.00	0.00	0.00	0.00	0.00	0.00	4.00	0.00	0.00	0.00	4.00
Staff	0.00	0.00	0.00	0.00	0.00	0.00	0.00	63.68	0.00	0.00	0.00	63.68
Wage Payroll	0.00	0.00	0.00	0.00	0.00	0.00	0.00	19.00	0.00	0.00	0.00	19.00
Subtotal	0.00	0.00	0.00	0.00	0.00	0.00	0.00	86.68	0.00	0.00	0.00	86.68

**III. TOTAL**

Regular Faculty	0.00	0.00	0.00	0.00	0.00	0.00	0.00	0.00	0.00	0.00	0.00	0.00
Adjunct / Wage Rated Faculty	0.00	0.00	0.00	0.00	0.00	0.00	0.00	0.00	0.00	0.00	0.00	0.00
Teaching Assistants	0.00	0.00	0.00	0.00	0.00	0.00	0.00	0.00	0.00	0.00	0.00	0.00
Executives	0.00	0.00	0.00	0.00	0.00	0.00	0.00	15.00	0.00	0.00	0.00	15.00
Staff	0.00	0.00	0.00	0.00	0.00	0.00	0.00	136.93	0.00	0.00	0.00	136.93
Wage Payroll	0.00	0.00	0.00	0.00	0.00	0.00	0.00	22.79	0.00	0.00	0.00	22.79
TOTAL	0.00	0.00	0.00	0.00	0.00	0.00	0.00	174.72	0.00	0.00	0.00	174.72

**SUMMARY TABLE: DETAIL OF NON-APPROPRIATED EMPLOYEES**

Grants & Contracts	0.00	0.00	0.00	0.00	0.00	0.00	0.00	0.00	0.00	0.00	0.00	0.00
Sales & Services	0.00	0.00	0.00	0.00	0.00	0.00	0.00	0.00	0.00	0.00	0.00	0.00
Auxiliaries	0.00	0.00	0.00	0.00	0.00	0.00	0.00	0.00	0.00	0.00	0.00	0.00
Hospital	0.00	0.00	0.00	0.00	0.00	0.00	0.00	0.00	0.00	0.00	0.00	0.00
Other Non-Appropriated	0.00	0.00	0.00	0.00	0.00	0.00	0.00	86.68	0.00	0.00	0.00	86.68
Subtotal, Non-appropriated	0.00	0.00	0.00	0.00	0.00	0.00	0.00	86.68	0.00	0.00	0.00	86.68