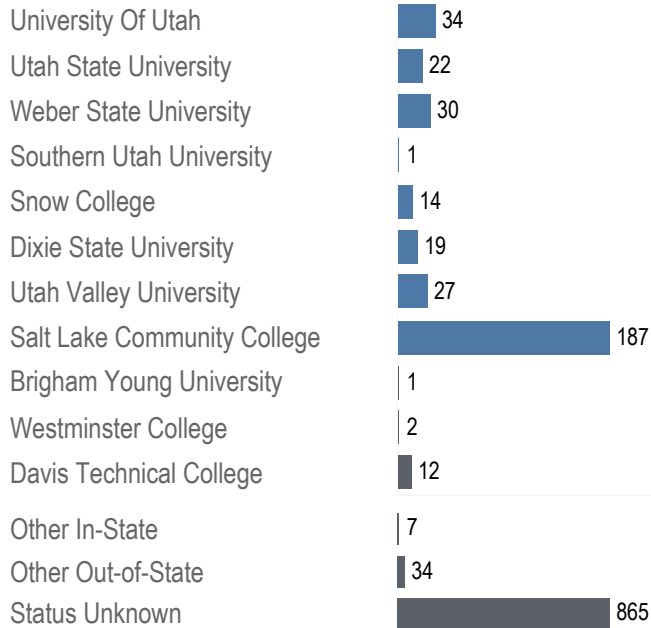




Utah System of Higher Education (USHE) High School Feedback Report High School Graduating Class of 2016 Limited English Proficiency Students

Fall 2016 Enrollments



May include individual student enrollments at multiple institutions.

High School Graduates, Scholarships, and ACT

Utah Graduates	1,237
% Enrolled Fall 2016	30.1%
Applied for Regents' Scholarship	12
Awarded Regents' Scholarship	4
Avg. ACT Composite Score	14
Took ACT Test	974
% ACT College Math Ready (≥ 22)	4.4%
% ACT College English Ready (≥ 18)	7.3%


USHE Student Information

Number Enrolled Fall	318
Avg. Fall Semester GPA	2.09
% Pell Eligible	64.5%
% Returned Spring Semester	74.8%
% with 30 Credits 1st Year	11.6%
Avg. ACT Composite Score	15
Took ACT Test	296
% ACT College Math Ready (≥ 22)	8.1%
% ACT College English Ready (≥ 18)	12.5%

College Performance Measures for USHE Students

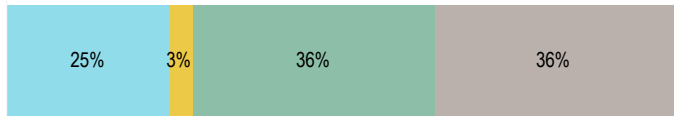
Students Taking Math by Highest Level Attempted

College Level Prior College Credit



Students Taking English by Highest Level Attempted

Remedial No Enrollment



% Earning C or Higher in Remedial Math (≤ 1010)



% Earning C or Higher in Remedial English (< 1000)



% Earning C or Higher in College Math (≥ 1030)



% Earning C or Higher in College English (≥ 1010)



For additional information regarding this report, its source data, and the reported measures, please consult the accompanying data definitions.

Prepared by Utah System of Higher Education
higher.utah.org Published Nov. 2017.