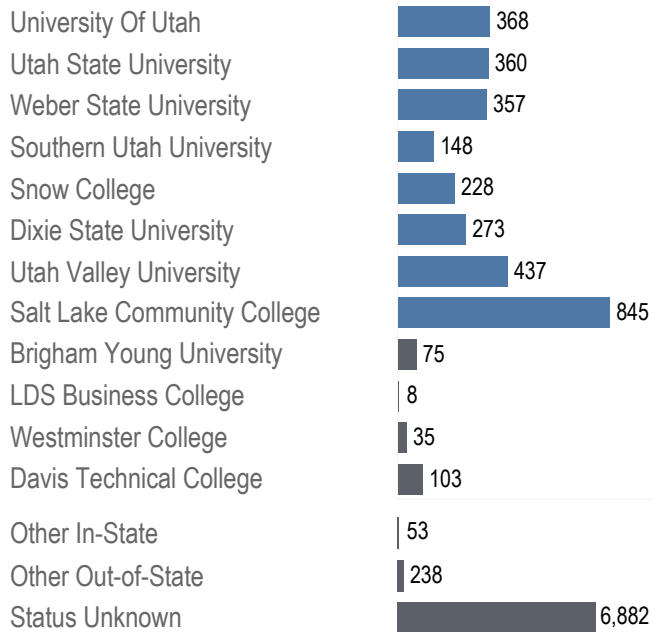




Utah System of Higher Education (USHE) High School Feedback Report High School Graduating Class of 2016 Low Income Students (Free and Reduced Lunch)

Fall 2016 Enrollments



May include individual student enrollments at multiple institutions.

High School Graduates, Scholarships, and ACT

Utah Graduates	10,161
% Enrolled Fall 2016	32.3%
Applied for Regents' Scholarship	430
Awarded Regents' Scholarship	237
Avg. ACT Composite Score	18
Took ACT Test	9,037
% ACT College Math Ready (≥ 22)	19.8%
% ACT College English Ready (≥ 18)	40.8%

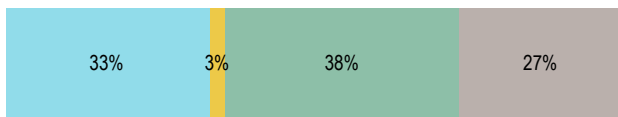
USHE Student Information

Number Enrolled Fall	2,903
Avg. Fall Semester GPA	2.32
% Pell Eligible	76.4%
% Returned Spring Semester	75.2%
% with 30 Credits 1st Year	18.3%
Avg. ACT Composite Score	20
Took ACT Test	2,843
% ACT College Math Ready (≥ 22)	29.2%
% ACT College English Ready (≥ 18)	56.1%

College Performance Measures for USHE Students

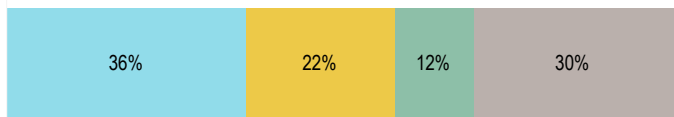
Students Taking Math by Highest Level Attempted

College Level Prior College Credit



Students Taking English by Highest Level Attempted

Remedial No Enrollment



% Earning C or Higher in Remedial Math (≤ 1010)



% Earning C or Higher in Remedial English (< 1000)



% Earning C or Higher in College Math (≥ 1030)



% Earning C or Higher in College English (≥ 1010)



For additional information regarding this report, its source data, and the reported measures, please consult the accompanying data definitions.

Prepared by Utah System of Higher Education
highereducutah.org Published Nov. 2017.