

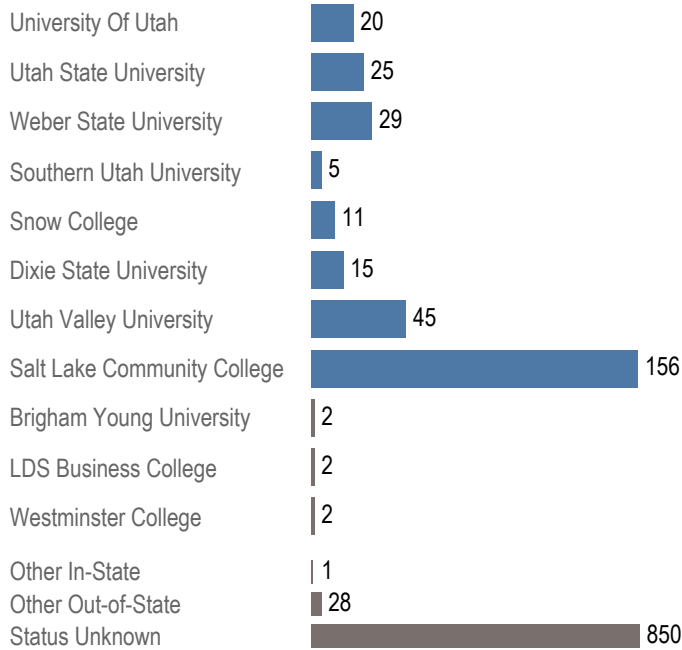


# Utah System of Higher Education (USHE) High School Feedback Report

## High School Graduating Class of 2017

### Limited English Proficiency Students

#### First Year Enrollments (2017-2018)



May include individual student enrollments at multiple institutions.

#### High School Graduates, Scholarships, and ACT

Graduates	1,185
% Enrolled 1st Year	28.4%
Applied for Regents' Scholarship	10
Awarded Regents' Scholarship	6
Avg. ACT Composite Score	14
Took ACT Test	915
% ACT College Math Ready (≥ 22)	5.1%
% ACT College English Ready (≥ 18)	7.7%


#### USHE Student Information

Enrolled 1st Year	288
Avg. 1st Year GPA	1.97
% Pell Eligible	64.2%
% Returned Spring Semester	73.9%
% with 30 Credits 1st Year	10.0%
Avg. ACT Composite Score	15
Took ACT Test	266
% ACT College Math Ready (≥ 22)	9.0%
% ACT College English Ready (≥ 18)	12.8%

### College Performance Measures for USHE Students

#### Students Taking Math by Highest Level Attempted

College Level (light blue)    Prior College Credit (yellow)    Remedial (green)    No Enrollment (grey)



#### % Earning C or Higher in Remedial Math

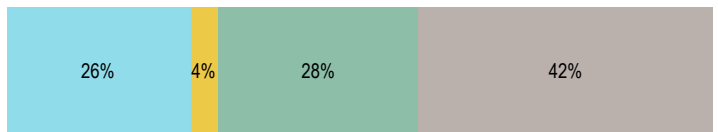


#### % Earning C or Higher in College Math



#### Students Taking English by Highest Level Attempted

Remedial (green)    No Enrollment (grey)



#### % Earning C or Higher in Remedial English



#### % Earning C or Higher in College English

