

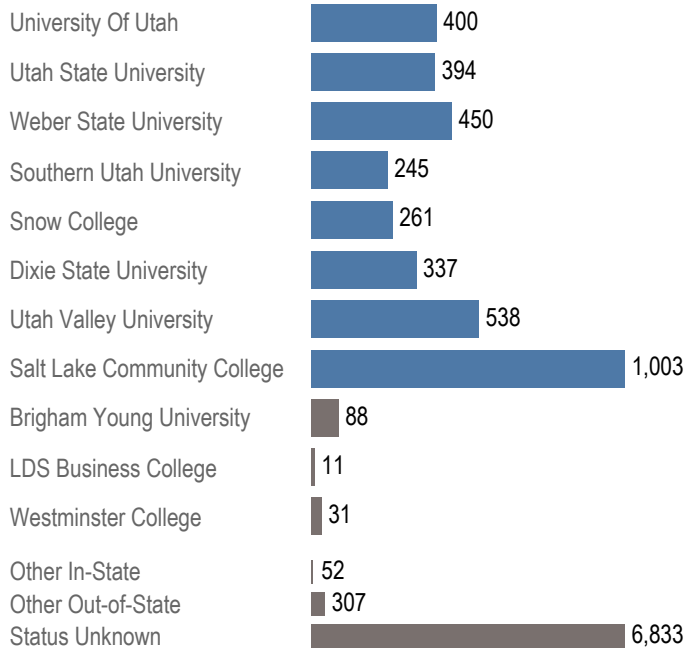


# Utah System of Higher Education (USHE) High School Feedback Report

## High School Graduating Class of 2017

### Low Income Students (Free and Reduced Lunch)

#### First Year Enrollments (2017-2018)



May include individual student enrollments at multiple institutions.

#### High School Graduates, Scholarships, and ACT

Graduates	10,865
% Enrolled 1st Year	37.3%
Applied for Regents' Scholarship	547
Awarded Regents' Scholarship	288
Avg. ACT Composite Score	18
Took ACT Test	9,753
% ACT College Math Ready ( $\geq 22$ )	20.1%
% ACT College English Ready ( $\geq 18$ )	41.3%

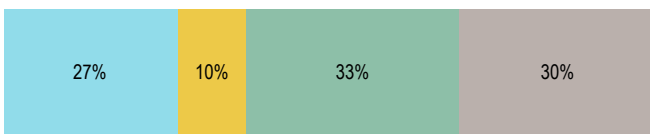
#### USHE Student Information

Enrolled 1st Year	3,497
Avg. 1st Year GPA	2.23
% Pell Eligible	77.2%
% Returned Spring Semester	77.1%
% with 30 Credits 1st Year	17.6%
Avg. ACT Composite Score	20
Took ACT Test	3,411
% ACT College Math Ready ( $\geq 22$ )	29.3%
% ACT College English Ready ( $\geq 18$ )	55.7%

### College Performance Measures for USHE Students

#### Students Taking Math by Highest Level Attempted

College Level (light blue)    Prior College Credit (yellow)



#### % Earning C or Higher in Remedial Math

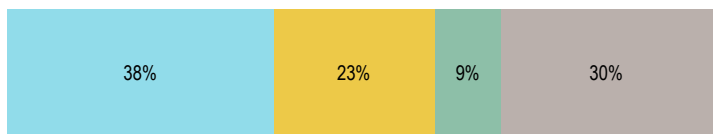


#### % Earning C or Higher in College Math



#### Students Taking English by Highest Level Attempted

Remedial (green)    No Enrollment (grey)



#### % Earning C or Higher in Remedial English



#### % Earning C or Higher in College English

