

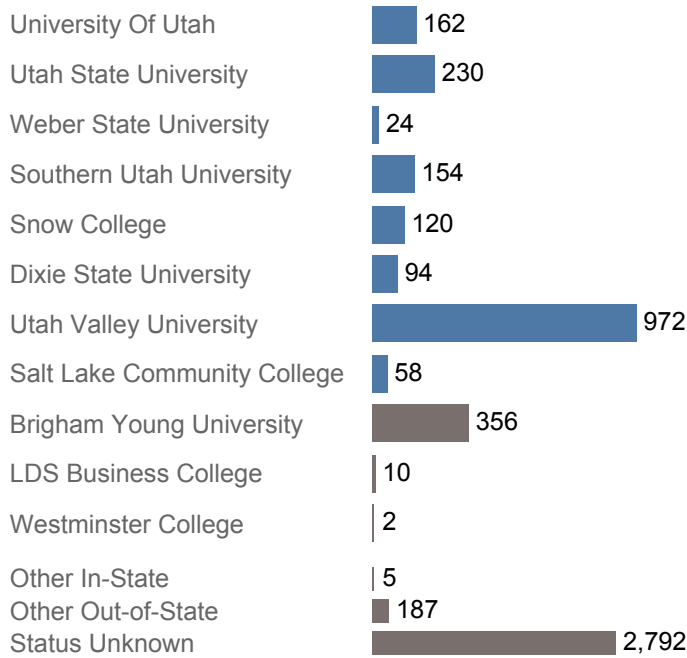


Utah System of Higher Education (USHE) High School Feedback Report

High School Graduating Class of 2017

Alpine District

First Year Enrollments (2017-2018)



May include individual student enrollments at multiple institutions.

High School Graduates, Scholarships, and ACT

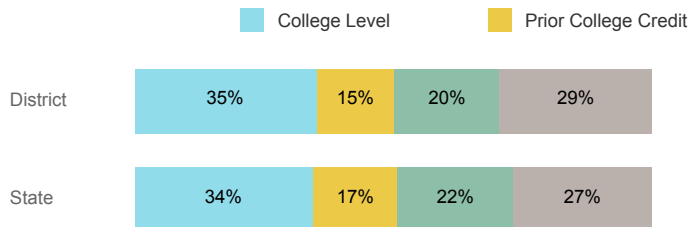
| | District | State |
|------------------------------------|----------|--------|
| Graduates | 5,105 | 40,099 |
| % Enrolled 1st Year | 45.4% | 45.5% |
| Applied for Regents' Scholarship | 982 | 5,522 |
| Awarded Regents' Scholarship | 729 | 3,774 |
| Avg ACT Composite Score | 22 | 21 |
| Took ACT Test | 4,853 | 37,614 |
| % ACT College Math Ready (≥ 22) | 48.3% | 38.7% |
| % ACT College English Ready (≥ 18) | 68.6% | 61.2% |

USHE Student Information

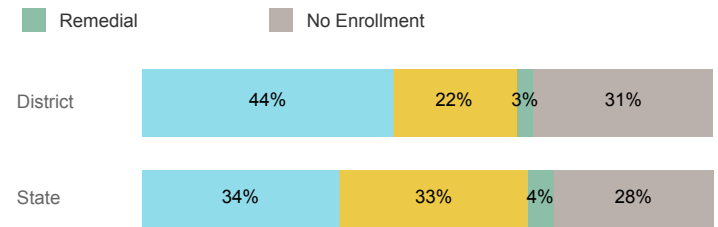
| | District | State |
|------------------------------------|----------|--------|
| Enrolled 1st Year | 1,807 | 15,360 |
| Avg. 1st Year GPA | 2.70 | 2.62 |
| % Pell Eligible | 28.4% | 34.1% |
| % Returned Spring Semester | 74.8% | 80.5% |
| % with 30 Credits 1st Year | 28.0% | 27.6% |
| Avg ACT Composite Score | 23 | 22 |
| Took ACT Test | 1,791 | 15,180 |
| % ACT College Math Ready (≥ 22) | 54.0% | 48.1% |
| % ACT College English Ready (≥ 18) | 79.3% | 74.7% |

College Performance Measures for USHE Students

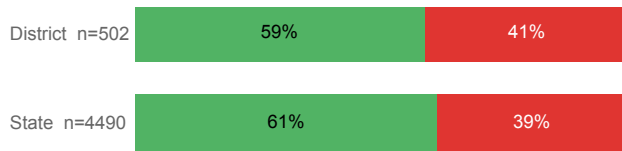
Students Taking Math by Highest Level Attempted



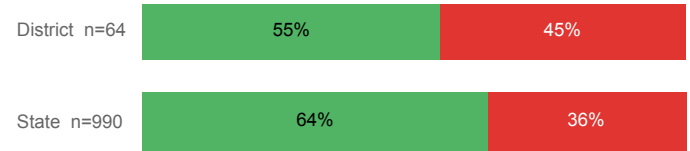
Students Taking English by Highest Level Attempted



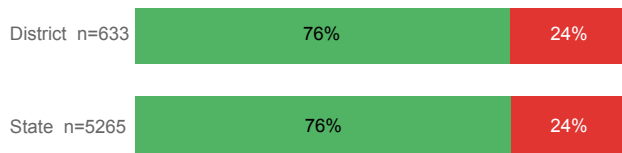
% Earning C or Higher in Remedial Math



% Earning C or Higher in Remedial English



% Earning C or Higher in College Math



% Earning C or Higher in College English

