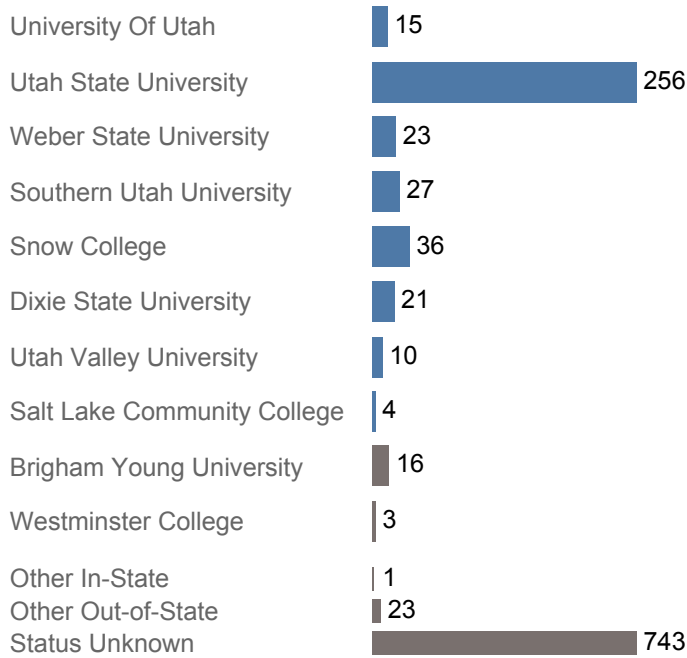




Utah System of Higher Education (USHE) High School Feedback Report High School Graduating Class of 2017 Cache District

First Year Enrollments (2017-2018)



May include individual student enrollments at multiple institutions.

High School Graduates, Scholarships, and ACT

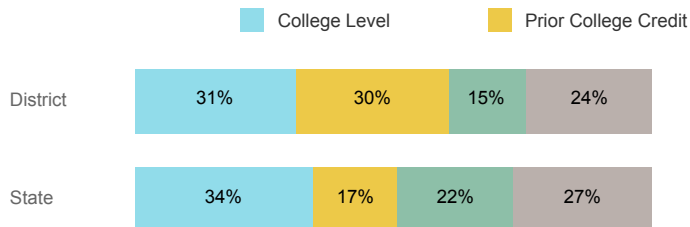
	District	State
Graduates	1,167	40,099
% Enrolled 1st Year	36.8%	45.5%
Applied for Regents' Scholarship	238	5,522
Awarded Regents' Scholarship	184	3,774
Avg ACT Composite Score	22	21
Took ACT Test	1,115	37,614
% ACT College Math Ready (≥ 22)	48.3%	38.7%
% ACT College English Ready (≥ 18)	65.3%	61.2%

USHE Student Information

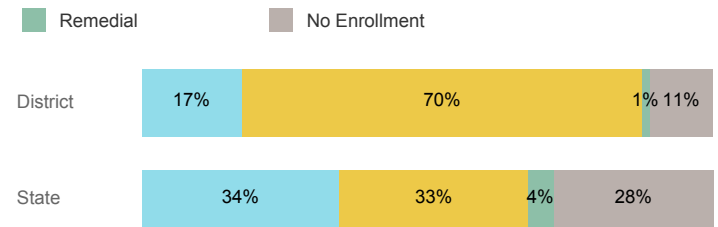
	District	State
Enrolled 1st Year	389	15,360
Avg. 1st Year GPA	2.88	2.62
% Pell Eligible	33.7%	34.1%
% Returned Spring Semester	80.7%	80.5%
% with 30 Credits 1st Year	39.8%	27.6%
Avg ACT Composite Score	24	22
Took ACT Test	389	15,180
% ACT College Math Ready (≥ 22)	62.7%	48.1%
% ACT College English Ready (≥ 18)	81.0%	74.7%

College Performance Measures for USHE Students

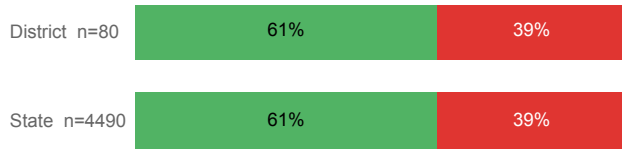
Students Taking Math by Highest Level Attempted



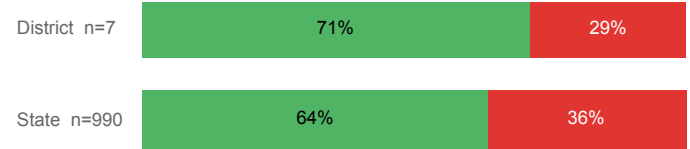
Students Taking English by Highest Level Attempted



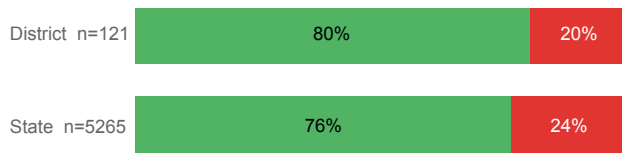
% Earning C or Higher in Remedial Math



% Earning C or Higher in Remedial English



% Earning C or Higher in College Math



% Earning C or Higher in College English

