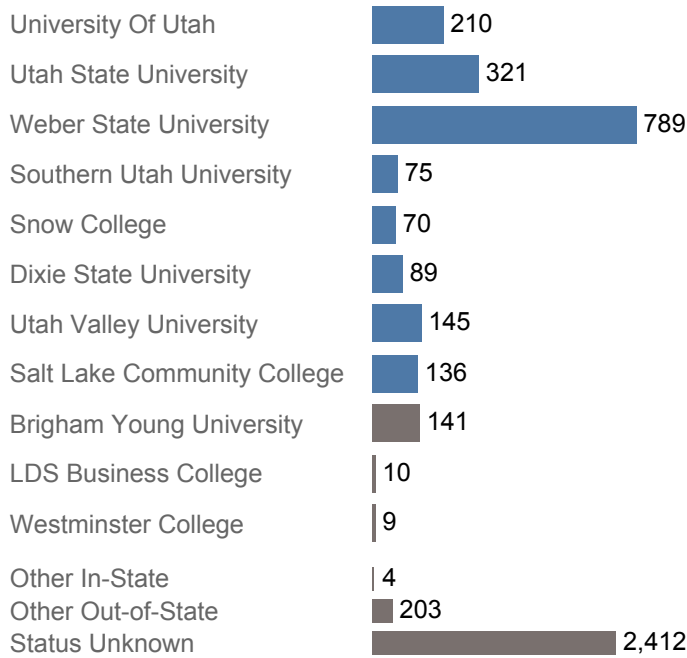




**Utah System of Higher Education (USHE) High School Feedback Report**  
**High School Graduating Class of 2017**  
**Davis District**

**First Year Enrollments (2017-2018)**



May include individual student enrollments at multiple institutions.

**High School Graduates, Scholarships, and ACT**

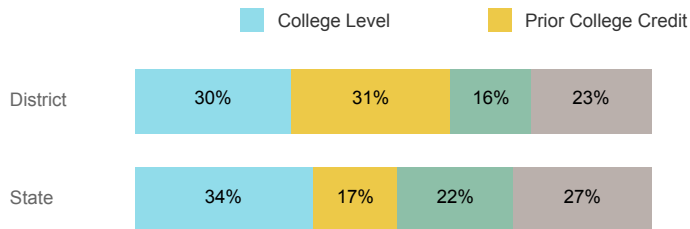
	District	State
Graduates	4,719	40,099
% Enrolled 1st Year	49.1%	45.5%
Applied for Regents' Scholarship	681	5,522
Awarded Regents' Scholarship	515	3,774
Avg ACT Composite Score	22	21
Took ACT Test	4,500	37,614
% ACT College Math Ready (≥ 22)	46.8%	38.7%
% ACT College English Ready (≥ 18)	68.4%	61.2%

**USHE Student Information**

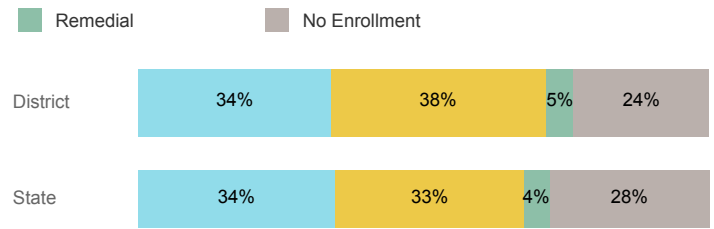
	District	State
Enrolled 1st Year	1,841	15,360
Avg. 1st Year GPA	2.77	2.62
% Pell Eligible	24.1%	34.1%
% Returned Spring Semester	82.5%	80.5%
% with 30 Credits 1st Year	28.6%	27.6%
Avg ACT Composite Score	23	22
Took ACT Test	1,832	15,180
% ACT College Math Ready (≥ 22)	54.6%	48.1%
% ACT College English Ready (≥ 18)	79.4%	74.7%

**College Performance Measures for USHE Students**

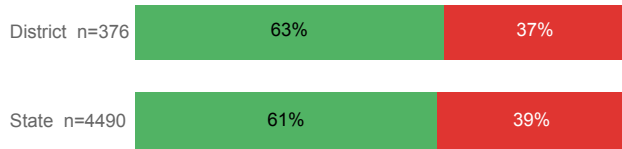
**Students Taking Math by Highest Level Attempted**



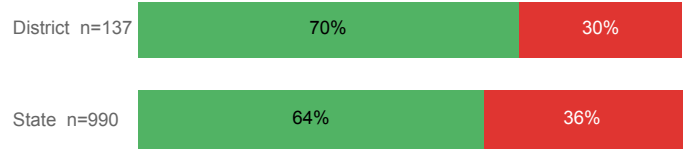
**Students Taking English by Highest Level Attempted**



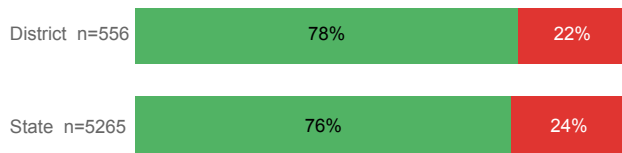
**% Earning C or Higher in Remedial Math**



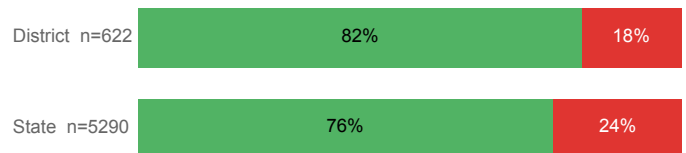
**% Earning C or Higher in Remedial English**



**% Earning C or Higher in College Math**



**% Earning C or Higher in College English**



For additional information regarding this report, its source data, and the reported measures, please consult the accompanying data definitions.