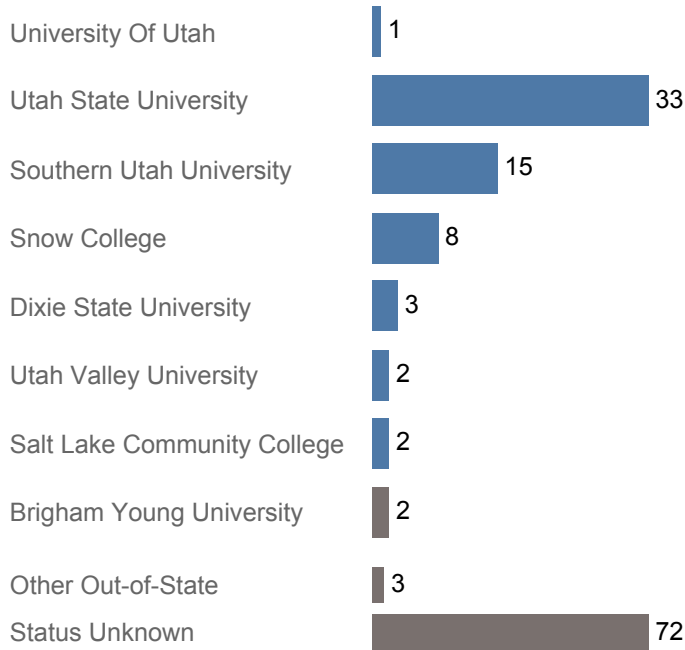




**Utah System of Higher Education (USHE) High School Feedback Report**  
**High School Graduating Class of 2017**  
**Emery District**

**First Year Enrollments (2017-2018)**



May include individual student enrollments at multiple institutions.

**High School Graduates, Scholarships, and ACT**

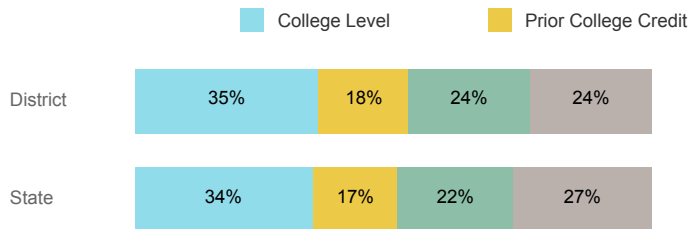
	District	State
Graduates	141	40,099
% Enrolled 1st Year	48.9%	45.5%
Applied for Regents' Scholarship	19	5,522
Awarded Regents' Scholarship	14	3,774
Avg ACT Composite Score	21	21
Took ACT Test	140	37,614
% ACT College Math Ready (≥ 22)	35.7%	38.7%
% ACT College English Ready (≥ 18)	66.4%	61.2%

**USHE Student Information**

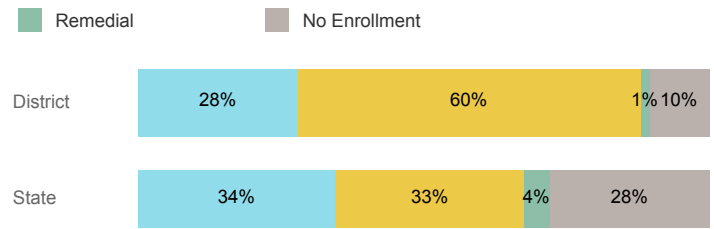
	District	State
Enrolled 1st Year	68	15,360
Avg. 1st Year GPA	2.72	2.62
% Pell Eligible	39.7%	34.1%
% Returned Spring Semester	84.8%	80.5%
% with 30 Credits 1st Year	30.3%	27.6%
Avg ACT Composite Score	22	22
Took ACT Test	68	15,180
% ACT College Math Ready (≥ 22)	45.6%	48.1%
% ACT College English Ready (≥ 18)	80.9%	74.7%

**College Performance Measures for USHE Students**

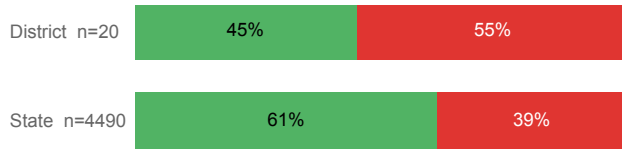
**Students Taking Math by Highest Level Attempted**



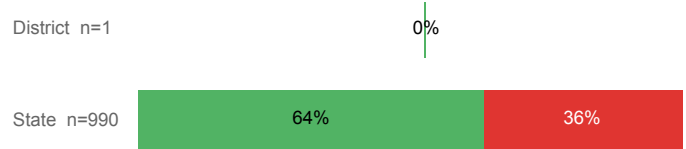
**Students Taking English by Highest Level Attempted**



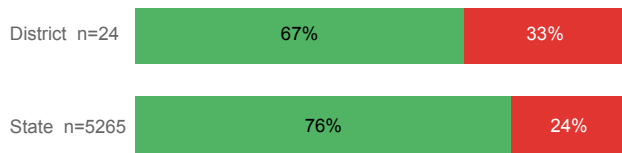
**% Earning C or Higher in Remedial Math**



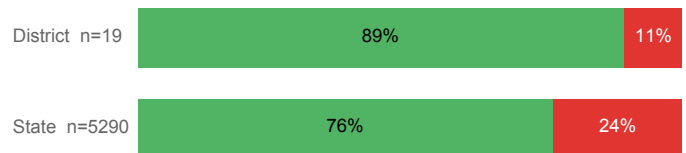
**% Earning C or Higher in Remedial English**



**% Earning C or Higher in College Math**



**% Earning C or Higher in College English**



For additional information regarding this report, its source data, and the reported measures, please consult the accompanying data definitions.