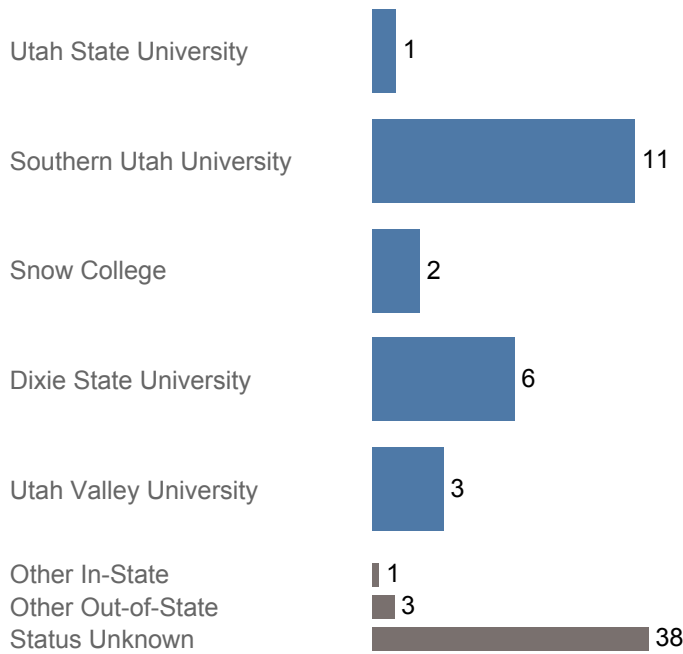




Utah System of Higher Education (USHE) High School Feedback Report High School Graduating Class of 2017 Garfield District

First Year Enrollments (2017-2018)



May include individual student enrollments at multiple institutions.

High School Graduates, Scholarships, and ACT

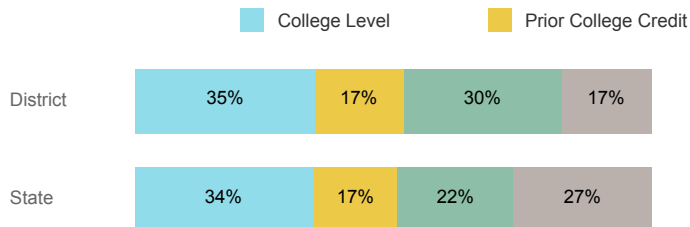
	District	State
Graduates	65	40,099
% Enrolled 1st Year	41.5%	45.5%
Applied for Regents' Scholarship	7	5,522
Awarded Regents' Scholarship	4	3,774
Avg ACT Composite Score	19	21
Took ACT Test	65	37,614
% ACT College Math Ready (≥ 22)	21.5%	38.7%
% ACT College English Ready (≥ 18)	50.8%	61.2%

USHE Student Information

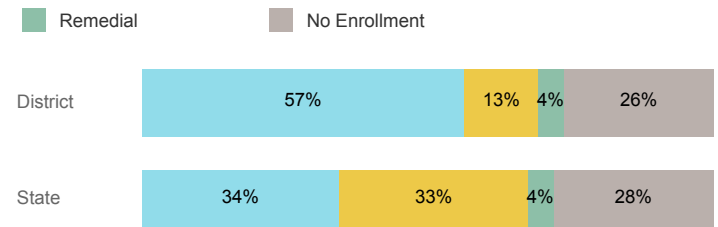
	District	State
Enrolled 1st Year	23	15,360
Avg. 1st Year GPA	2.64	2.62
% Pell Eligible	30.4%	34.1%
% Returned Spring Semester	91.3%	80.5%
% with 30 Credits 1st Year	26.1%	27.6%
Avg ACT Composite Score	20	22
Took ACT Test	23	15,180
% ACT College Math Ready (≥ 22)	26.1%	48.1%
% ACT College English Ready (≥ 18)	69.6%	74.7%

College Performance Measures for USHE Students

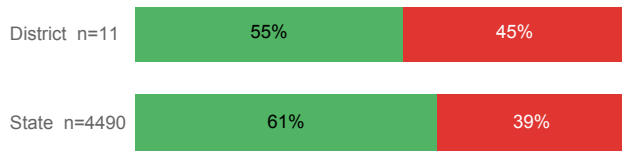
Students Taking Math by Highest Level Attempted



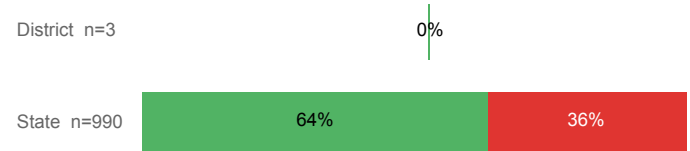
Students Taking English by Highest Level Attempted



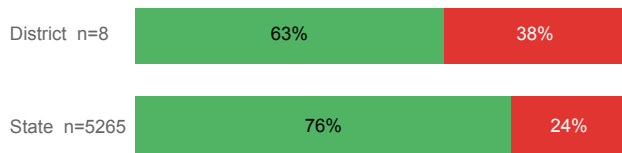
% Earning C or Higher in Remedial Math



% Earning C or Higher in Remedial English



% Earning C or Higher in College Math



% Earning C or Higher in College English

