

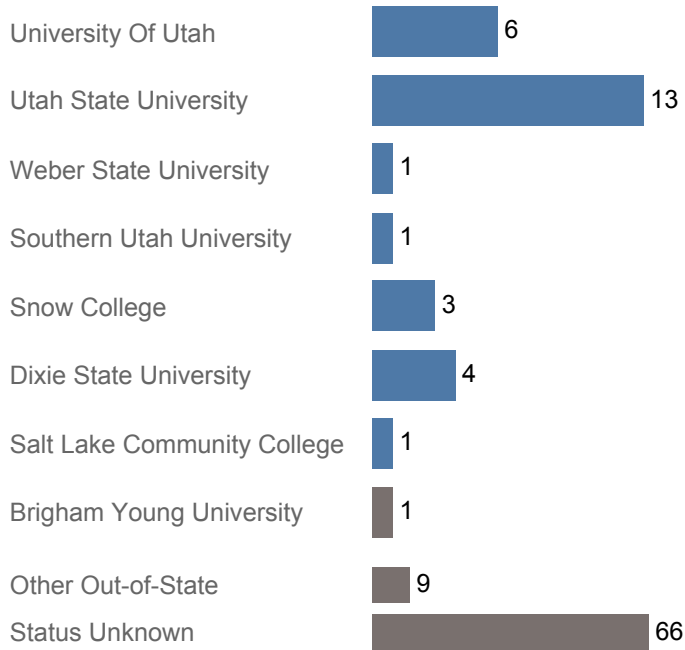


# Utah System of Higher Education (USHE) High School Feedback Report

## High School Graduating Class of 2017

### Grand District

#### First Year Enrollments (2017-2018)



May include individual student enrollments at multiple institutions.

#### High School Graduates, Scholarships, and ACT

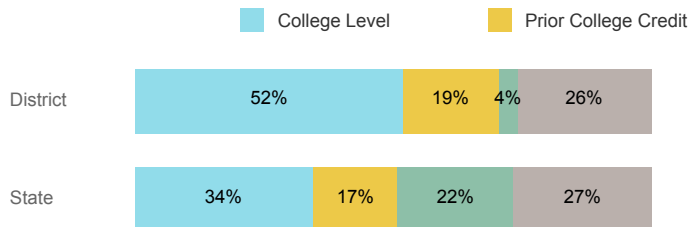
	District	State
Graduates	104	40,099
% Enrolled 1st Year	36.5%	45.5%
Applied for Regents' Scholarship	8	5,522
Awarded Regents' Scholarship	5	3,774
Avg ACT Composite Score	20	21
Took ACT Test	94	37,614
% ACT College Math Ready (≥ 22)	30.9%	38.7%
% ACT College English Ready (≥ 18)	66.0%	61.2%

#### USHE Student Information

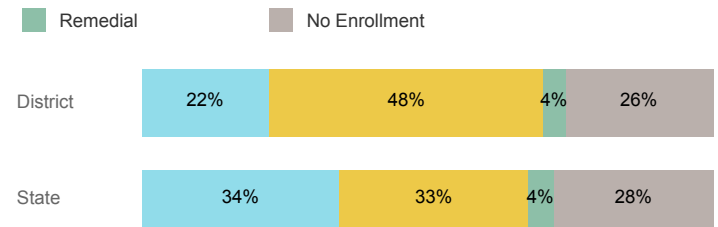
	District	State
Enrolled 1st Year	27	15,360
Avg. 1st Year GPA	2.64	2.62
% Pell Eligible	40.7%	34.1%
% Returned Spring Semester	85.2%	80.5%
% with 30 Credits 1st Year	33.3%	27.6%
Avg ACT Composite Score	23	22
Took ACT Test	27	15,180
% ACT College Math Ready (≥ 22)	66.7%	48.1%
% ACT College English Ready (≥ 18)	85.2%	74.7%

#### College Performance Measures for USHE Students

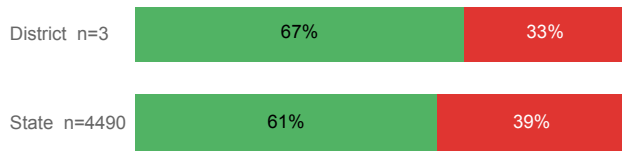
##### Students Taking Math by Highest Level Attempted



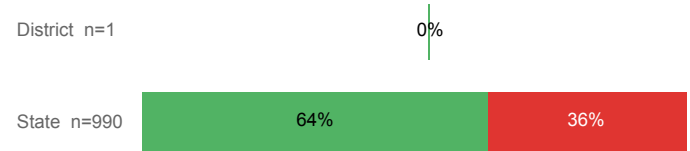
##### Students Taking English by Highest Level Attempted



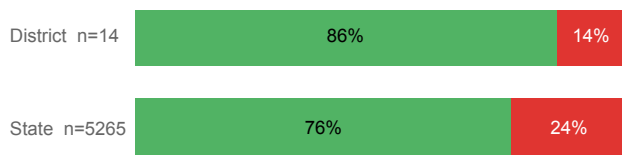
##### % Earning C or Higher in Remedial Math



##### % Earning C or Higher in Remedial English



##### % Earning C or Higher in College Math



##### % Earning C or Higher in College English

