

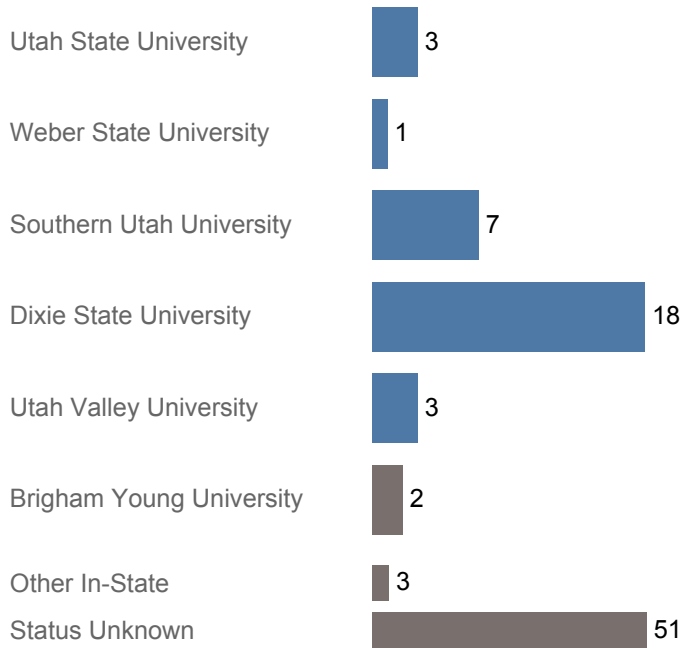


# Utah System of Higher Education (USHE) High School Feedback Report

## High School Graduating Class of 2017

### Kane District

#### First Year Enrollments (2017-2018)



May include individual student enrollments at multiple institutions.

#### High School Graduates, Scholarships, and ACT

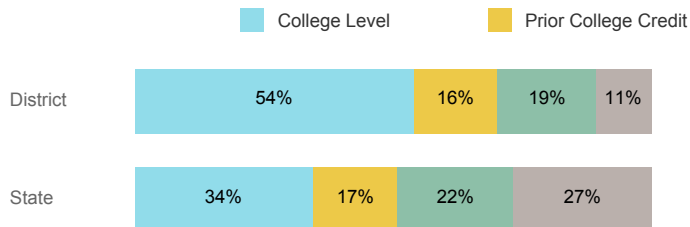
	District	State
Graduates	87	40,099
% Enrolled 1st Year	41.4%	45.5%
Applied for Regents' Scholarship	3	5,522
Awarded Regents' Scholarship	2	3,774
Avg ACT Composite Score	21	21
Took ACT Test	83	37,614
% ACT College Math Ready (≥ 22)	53.0%	38.7%
% ACT College English Ready (≥ 18)	63.9%	61.2%

#### USHE Student Information

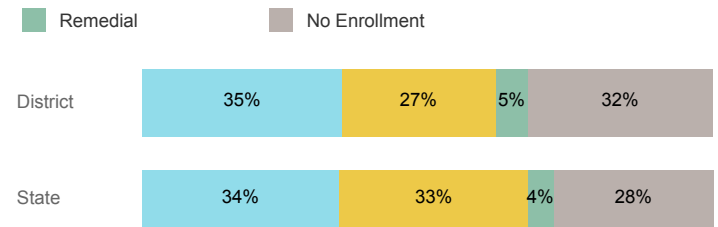
	District	State
Enrolled 1st Year	37	15,360
Avg. 1st Year GPA	2.63	2.62
% Pell Eligible	37.8%	34.1%
% Returned Spring Semester	76.5%	80.5%
% with 30 Credits 1st Year	41.2%	27.6%
Avg ACT Composite Score	22	22
Took ACT Test	37	15,180
% ACT College Math Ready (≥ 22)	70.3%	48.1%
% ACT College English Ready (≥ 18)	78.4%	74.7%

#### College Performance Measures for USHE Students

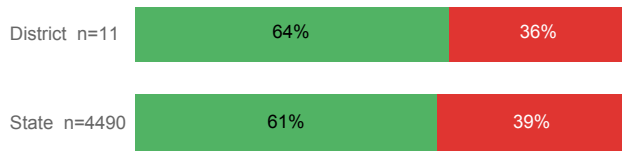
##### Students Taking Math by Highest Level Attempted



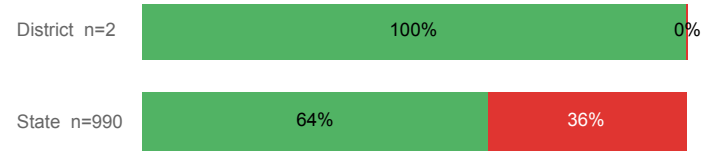
##### Students Taking English by Highest Level Attempted



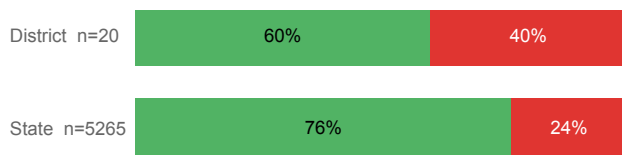
##### % Earning C or Higher in Remedial Math



##### % Earning C or Higher in Remedial English



##### % Earning C or Higher in College Math



##### % Earning C or Higher in College English

