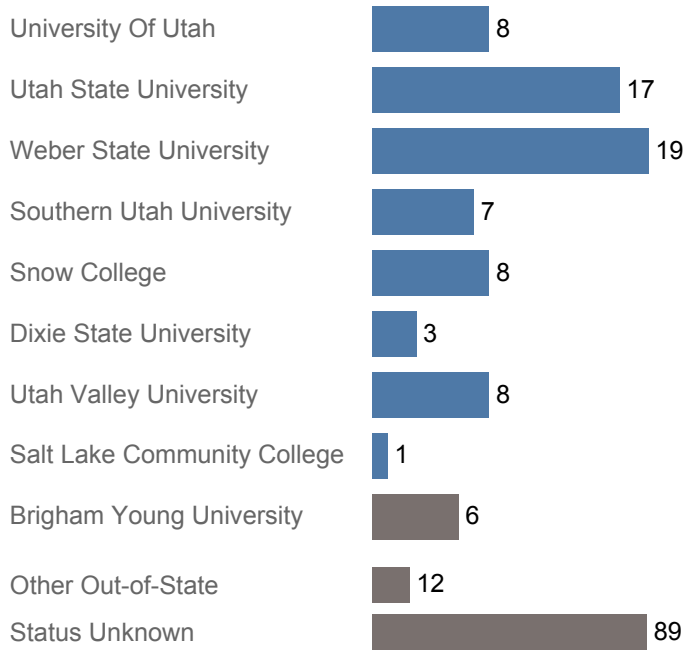




Utah System of Higher Education (USHE) High School Feedback Report High School Graduating Class of 2017 Morgan District

First Year Enrollments (2017-2018)



May include individual student enrollments at multiple institutions.

High School Graduates, Scholarships, and ACT

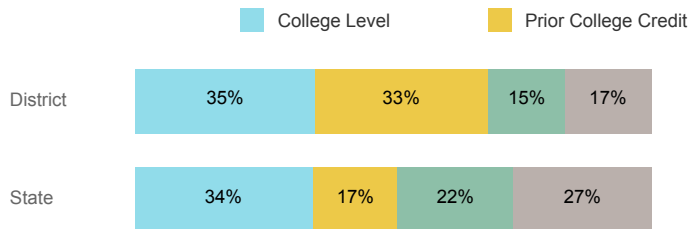
	District	State
Graduates	190	40,099
% Enrolled 1st Year	53.7%	45.5%
Applied for Regents' Scholarship	32	5,522
Awarded Regents' Scholarship	24	3,774
Avg ACT Composite Score	22	21
Took ACT Test	185	37,614
% ACT College Math Ready (≥ 22)	55.1%	38.7%
% ACT College English Ready (≥ 18)	76.8%	61.2%

USHE Student Information

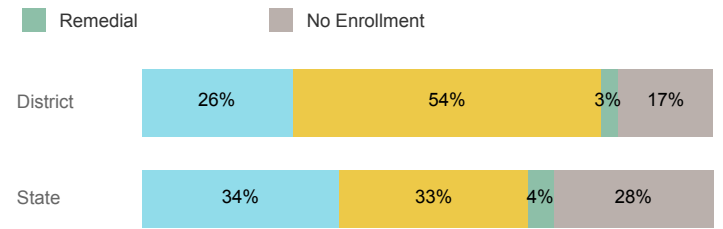
	District	State
Enrolled 1st Year	72	15,360
Avg. 1st Year GPA	2.98	2.62
% Pell Eligible	18.1%	34.1%
% Returned Spring Semester	79.7%	80.5%
% with 30 Credits 1st Year	36.2%	27.6%
Avg ACT Composite Score	24	22
Took ACT Test	72	15,180
% ACT College Math Ready (≥ 22)	72.2%	48.1%
% ACT College English Ready (≥ 18)	90.3%	74.7%

College Performance Measures for USHE Students

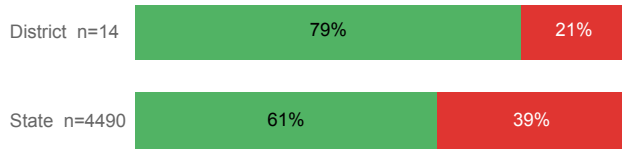
Students Taking Math by Highest Level Attempted



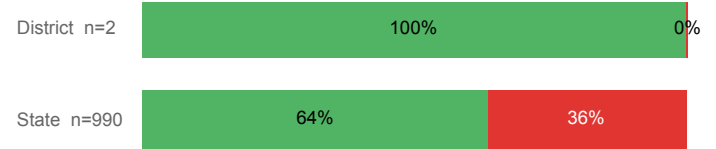
Students Taking English by Highest Level Attempted



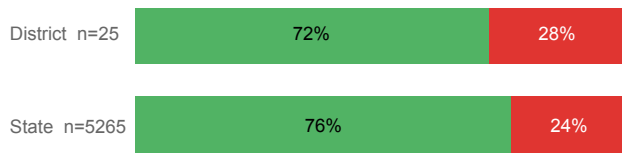
% Earning C or Higher in Remedial Math



% Earning C or Higher in Remedial English



% Earning C or Higher in College Math



% Earning C or Higher in College English

