

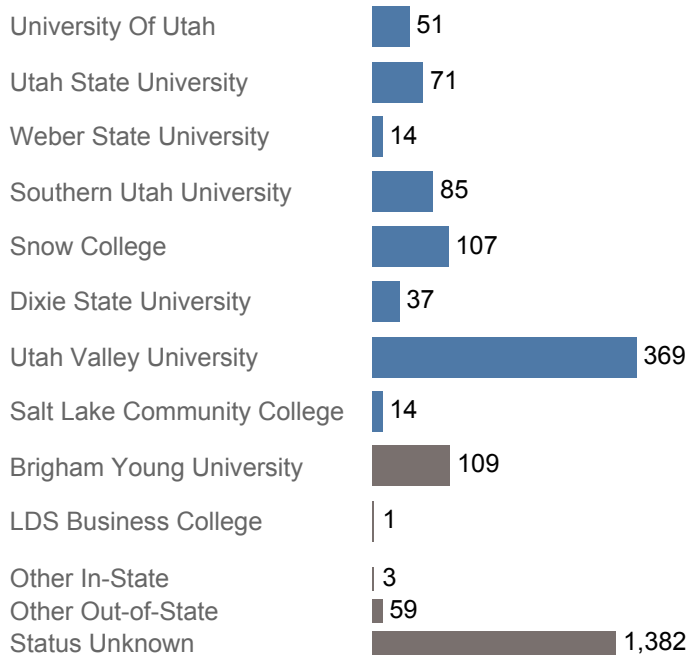


Utah System of Higher Education (USHE) High School Feedback Report

High School Graduating Class of 2017

Nebo District

First Year Enrollments (2017-2018)



May include individual student enrollments at multiple institutions.

High School Graduates, Scholarships, and ACT

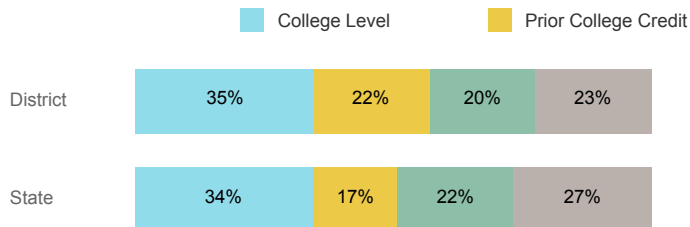
	District	State
Graduates	2,280	40,099
% Enrolled 1st Year	39.4%	45.5%
Applied for Regents' Scholarship	439	5,522
Awarded Regents' Scholarship	313	3,774
Avg ACT Composite Score	20	21
Took ACT Test	2,177	37,614
% ACT College Math Ready (≥ 22)	36.0%	38.7%
% ACT College English Ready (≥ 18)	57.8%	61.2%

USHE Student Information

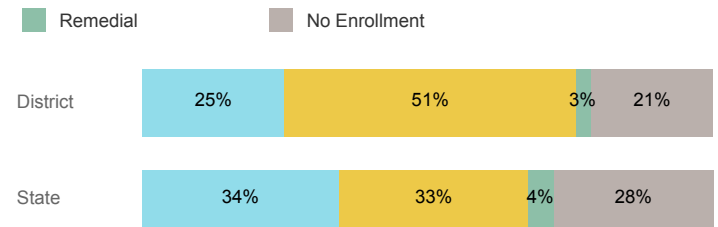
	District	State
Enrolled 1st Year	739	15,360
Avg. 1st Year GPA	2.69	2.62
% Pell Eligible	30.9%	34.1%
% Returned Spring Semester	78.5%	80.5%
% with 30 Credits 1st Year	29.0%	27.6%
Avg ACT Composite Score	21	22
Took ACT Test	738	15,180
% ACT College Math Ready (≥ 22)	42.7%	48.1%
% ACT College English Ready (≥ 18)	71.7%	74.7%

College Performance Measures for USHE Students

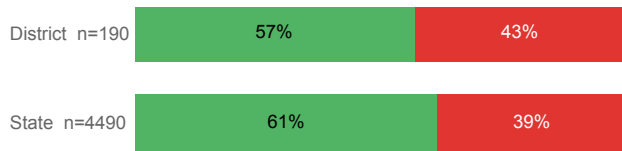
Students Taking Math by Highest Level Attempted



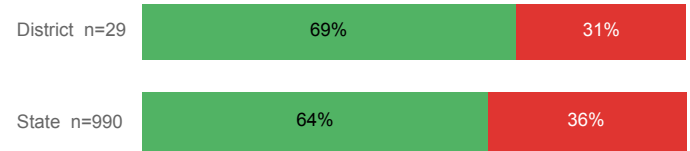
Students Taking English by Highest Level Attempted



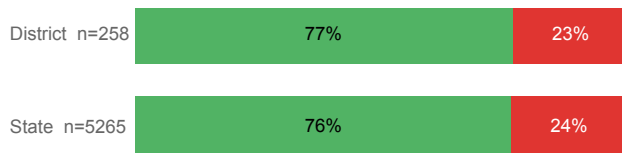
% Earning C or Higher in Remedial Math



% Earning C or Higher in Remedial English



% Earning C or Higher in College Math



% Earning C or Higher in College English

