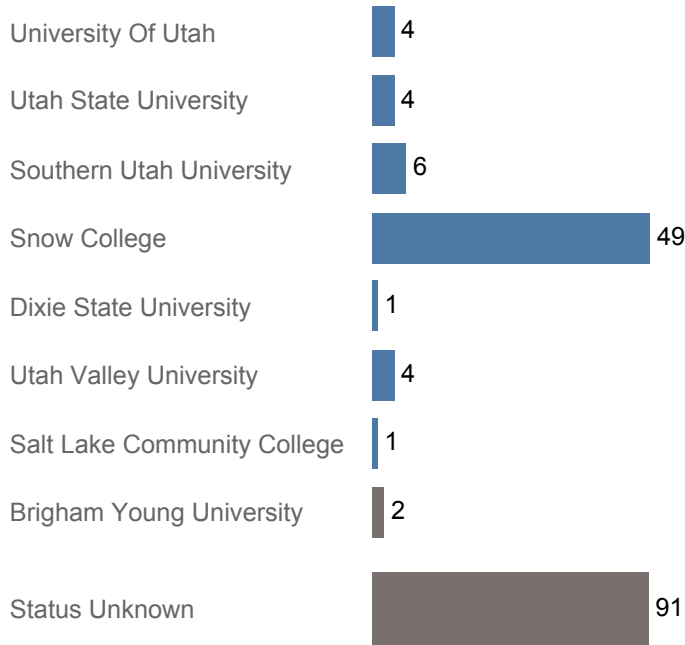




Utah System of Higher Education (USHE) High School Feedback Report High School Graduating Class of 2017 North Sanpete District

First Year Enrollments (2017-2018)



May include individual student enrollments at multiple institutions.

High School Graduates, Scholarships, and ACT

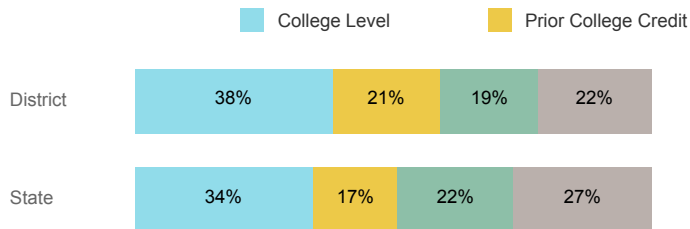
	District	State
Graduates	161	40,099
% Enrolled 1st Year	43.5%	45.5%
Applied for Regents' Scholarship	14	5,522
Awarded Regents' Scholarship	9	3,774
Avg ACT Composite Score	19	21
Took ACT Test	159	37,614
% ACT College Math Ready (≥ 22)	32.1%	38.7%
% ACT College English Ready (≥ 18)	44.0%	61.2%

USHE Student Information

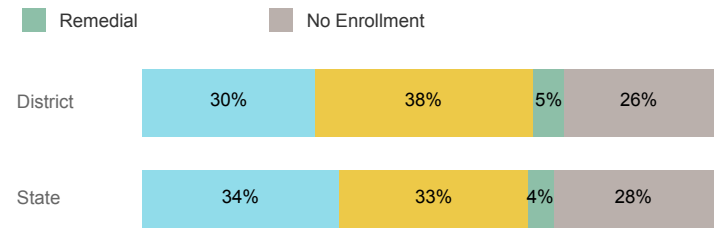
	District	State
Enrolled 1st Year	73	15,360
Avg. 1st Year GPA	2.79	2.62
% Pell Eligible	60.3%	34.1%
% Returned Spring Semester	82.3%	80.5%
% with 30 Credits 1st Year	48.4%	27.6%
Avg ACT Composite Score	20	22
Took ACT Test	73	15,180
% ACT College Math Ready (≥ 22)	42.5%	48.1%
% ACT College English Ready (≥ 18)	53.4%	74.7%

College Performance Measures for USHE Students

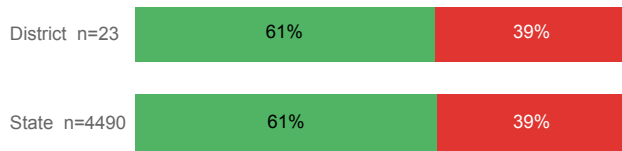
Students Taking Math by Highest Level Attempted



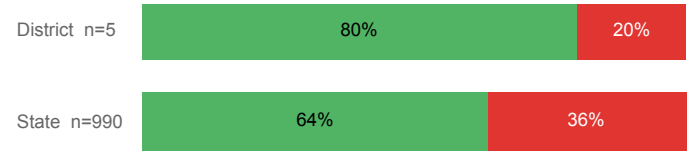
Students Taking English by Highest Level Attempted



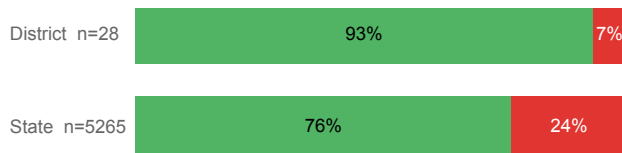
% Earning C or Higher in Remedial Math



% Earning C or Higher in Remedial English



% Earning C or Higher in College Math



% Earning C or Higher in College English

