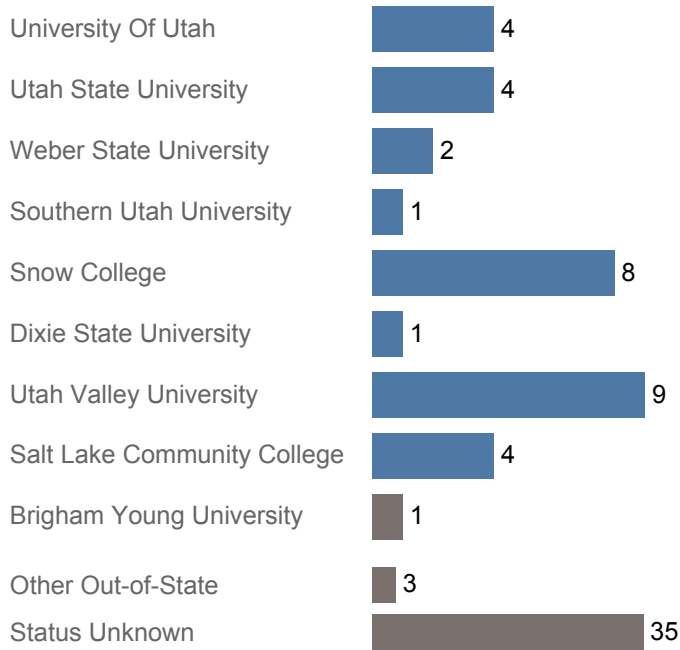




# Utah System of Higher Education (USHE) High School Feedback Report High School Graduating Class of 2017 North Summit District

## First Year Enrollments (2017-2018)



May include individual student enrollments at multiple institutions.

## High School Graduates, Scholarships, and ACT

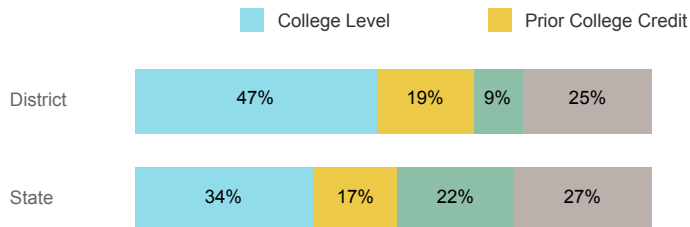
	District	State
Graduates	75	40,099
% Enrolled 1st Year	53.3%	45.5%
Applied for Regents' Scholarship	0	5,522
Awarded Regents' Scholarship	0	3,774
Avg ACT Composite Score	21	21
Took ACT Test	73	37,614
% ACT College Math Ready (≥ 22)	49.3%	38.7%
% ACT College English Ready (≥ 18)	64.4%	61.2%

## USHE Student Information

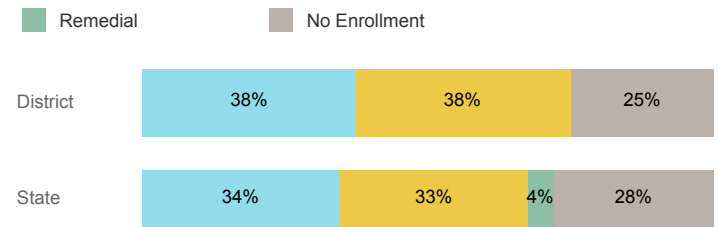
	District	State
Enrolled 1st Year	32	15,360
Avg. 1st Year GPA	2.78	2.62
% Pell Eligible	15.6%	34.1%
% Returned Spring Semester	76.7%	80.5%
% with 30 Credits 1st Year	33.3%	27.6%
Avg ACT Composite Score	23	22
Took ACT Test	32	15,180
% ACT College Math Ready (≥ 22)	75.0%	48.1%
% ACT College English Ready (≥ 18)	90.6%	74.7%

## College Performance Measures for USHE Students

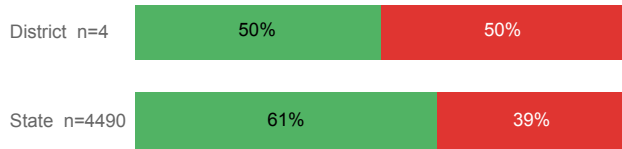
### Students Taking Math by Highest Level Attempted



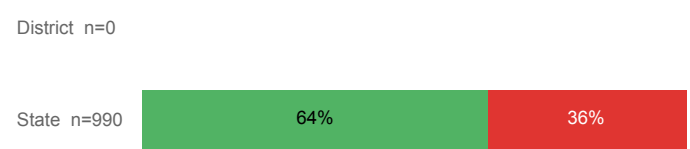
### Students Taking English by Highest Level Attempted



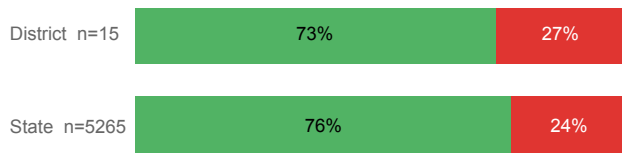
### % Earning C or Higher in Remedial Math



### % Earning C or Higher in Remedial English



### % Earning C or Higher in College Math



### % Earning C or Higher in College English

