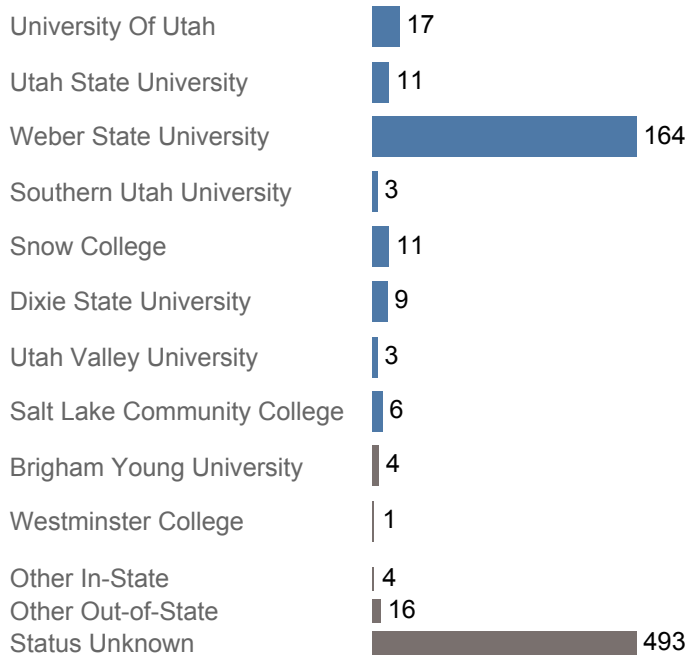




Utah System of Higher Education (USHE) High School Feedback Report High School Graduating Class of 2017 Ogden City District

First Year Enrollments (2017-2018)



May include individual student enrollments at multiple institutions.

High School Graduates, Scholarships, and ACT

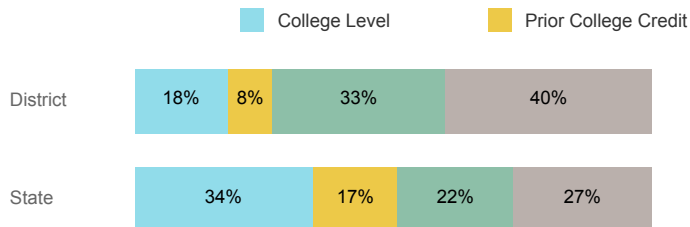
| | District | State |
|------------------------------------|----------|--------|
| Graduates | 739 | 40,099 |
| % Enrolled 1st Year | 33.3% | 45.5% |
| Applied for Regents' Scholarship | 16 | 5,522 |
| Awarded Regents' Scholarship | 8 | 3,774 |
| Avg ACT Composite Score | 18 | 21 |
| Took ACT Test | 686 | 37,614 |
| % ACT College Math Ready (≥ 22) | 14.0% | 38.7% |
| % ACT College English Ready (≥ 18) | 34.0% | 61.2% |

USHE Student Information

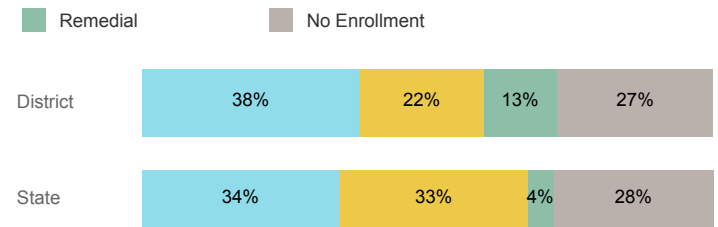
| | District | State |
|------------------------------------|----------|--------|
| Enrolled 1st Year | 227 | 15,360 |
| Avg. 1st Year GPA | 2.27 | 2.62 |
| % Pell Eligible | 63.0% | 34.1% |
| % Returned Spring Semester | 75.2% | 80.5% |
| % with 30 Credits 1st Year | 17.8% | 27.6% |
| Avg ACT Composite Score | 20 | 22 |
| Took ACT Test | 224 | 15,180 |
| % ACT College Math Ready (≥ 22) | 23.2% | 48.1% |
| % ACT College English Ready (≥ 18) | 50.9% | 74.7% |

College Performance Measures for USHE Students

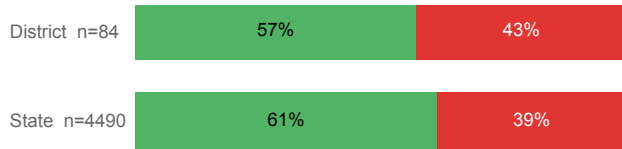
Students Taking Math by Highest Level Attempted



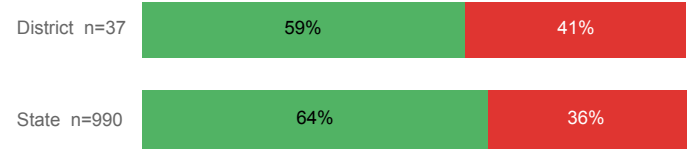
Students Taking English by Highest Level Attempted



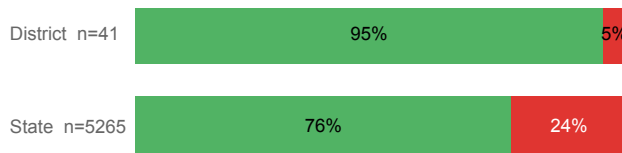
% Earning C or Higher in Remedial Math



% Earning C or Higher in Remedial English



% Earning C or Higher in College Math



% Earning C or Higher in College English

