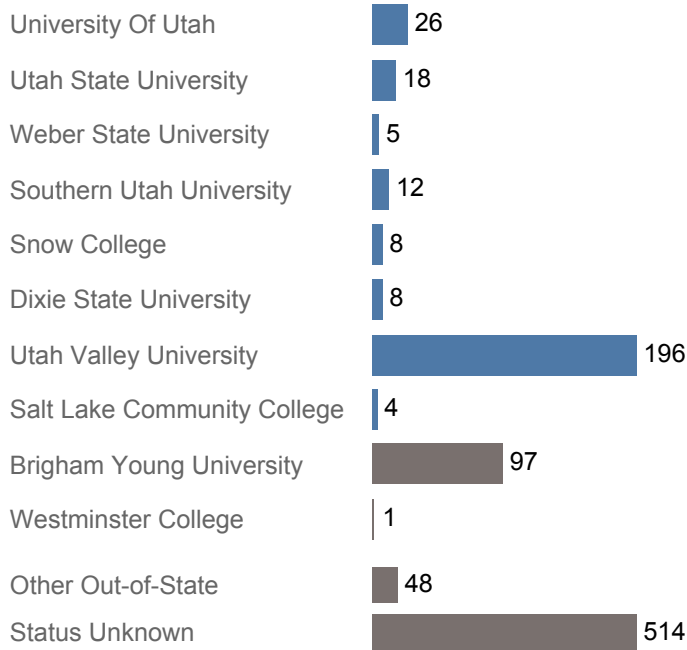




# Utah System of Higher Education (USHE) High School Feedback Report High School Graduating Class of 2017 Provo District

## First Year Enrollments (2017-2018)



May include individual student enrollments at multiple institutions.

## High School Graduates, Scholarships, and ACT

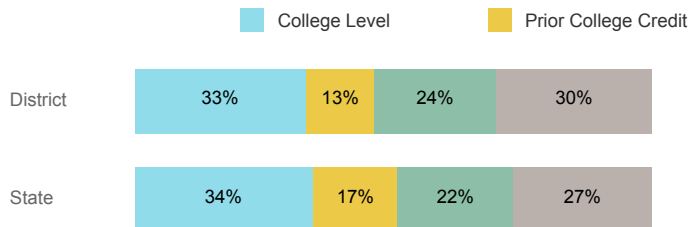
	District	State
Graduates	929	40,099
% Enrolled 1st Year	44.7%	45.5%
Applied for Regents' Scholarship	96	5,522
Awarded Regents' Scholarship	71	3,774
Avg ACT Composite Score	22	21
Took ACT Test	859	37,614
% ACT College Math Ready (≥ 22)	45.3%	38.7%
% ACT College English Ready (≥ 18)	64.4%	61.2%

## USHE Student Information

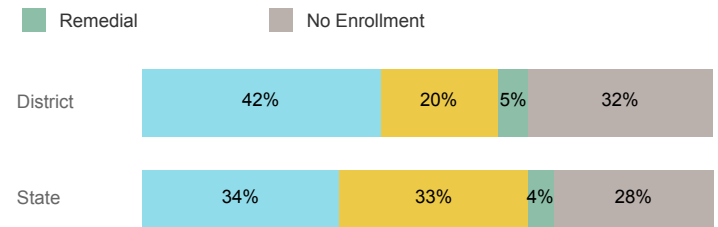
	District	State
Enrolled 1st Year	275	15,360
Avg. 1st Year GPA	2.45	2.62
% Pell Eligible	37.5%	34.1%
% Returned Spring Semester	74.9%	80.5%
% with 30 Credits 1st Year	18.1%	27.6%
Avg ACT Composite Score	21	22
Took ACT Test	275	15,180
% ACT College Math Ready (≥ 22)	44.4%	48.1%
% ACT College English Ready (≥ 18)	66.5%	74.7%

## College Performance Measures for USHE Students

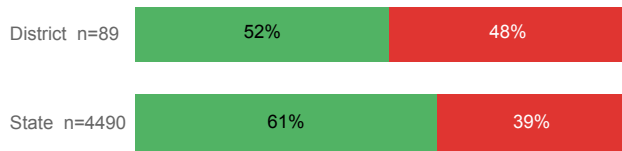
### Students Taking Math by Highest Level Attempted



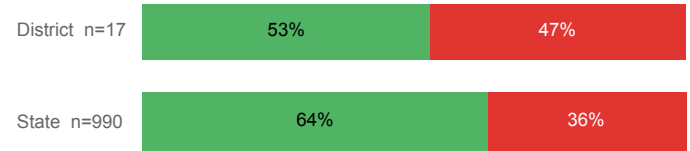
### Students Taking English by Highest Level Attempted



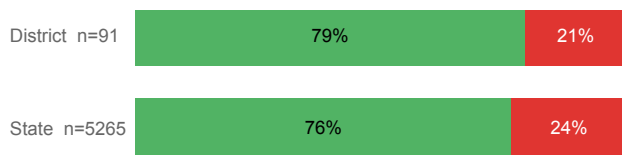
### % Earning C or Higher in Remedial Math



### % Earning C or Higher in Remedial English



### % Earning C or Higher in College Math



### % Earning C or Higher in College English

