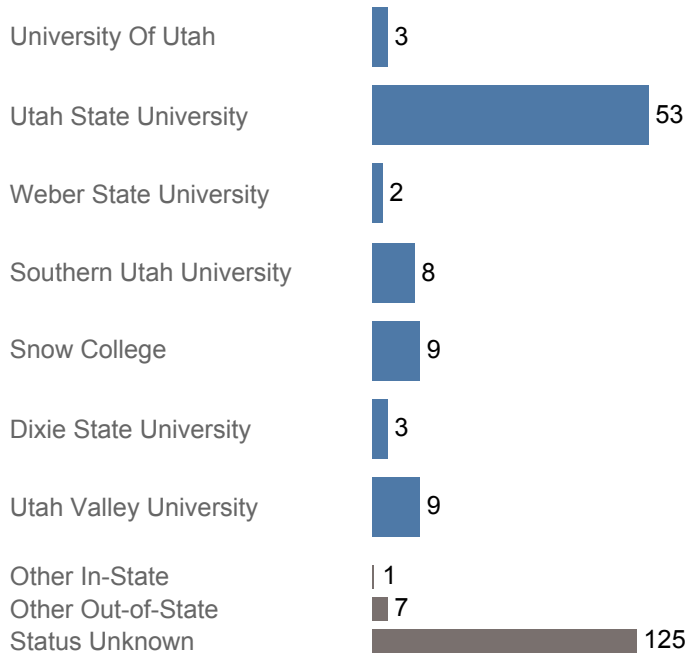




# Utah System of Higher Education (USHE) High School Feedback Report High School Graduating Class of 2017 San Juan District

## First Year Enrollments (2017-2018)



May include individual student enrollments at multiple institutions.

## High School Graduates, Scholarships, and ACT

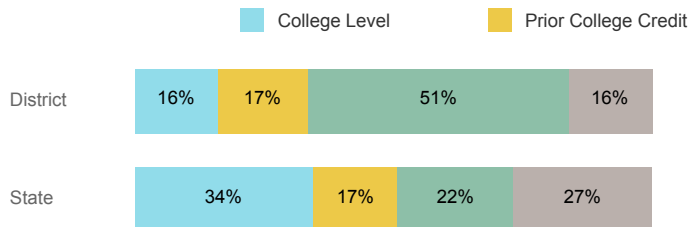
	District	State
Graduates	215	40,099
% Enrolled 1st Year	41.9%	45.5%
Applied for Regents' Scholarship	10	5,522
Awarded Regents' Scholarship	6	3,774
Avg ACT Composite Score	17	21
Took ACT Test	207	37,614
% ACT College Math Ready (≥ 22)	17.9%	38.7%
% ACT College English Ready (≥ 18)	34.3%	61.2%

## USHE Student Information

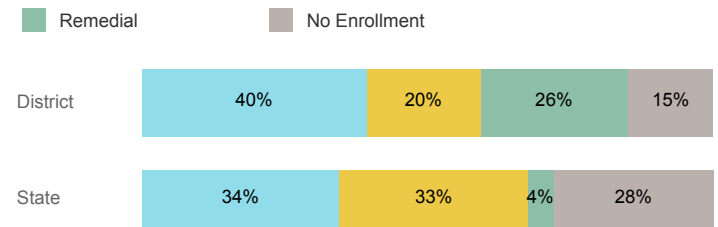
	District	State
Enrolled 1st Year	81	15,360
Avg. 1st Year GPA	2.15	2.62
% Pell Eligible	75.3%	34.1%
% Returned Spring Semester	82.2%	80.5%
% with 30 Credits 1st Year	21.9%	27.6%
Avg ACT Composite Score	17	22
Took ACT Test	80	15,180
% ACT College Math Ready (≥ 22)	17.5%	48.1%
% ACT College English Ready (≥ 18)	38.8%	74.7%

## College Performance Measures for USHE Students

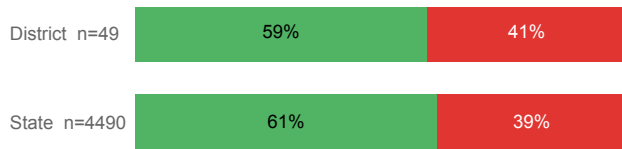
### Students Taking Math by Highest Level Attempted



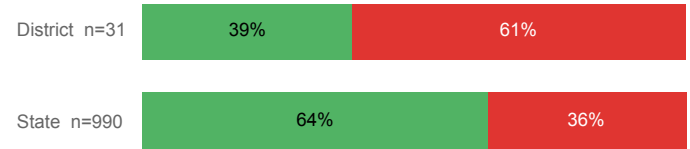
### Students Taking English by Highest Level Attempted



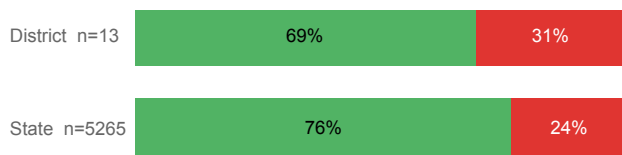
### % Earning C or Higher in Remedial Math



### % Earning C or Higher in Remedial English



### % Earning C or Higher in College Math



### % Earning C or Higher in College English

