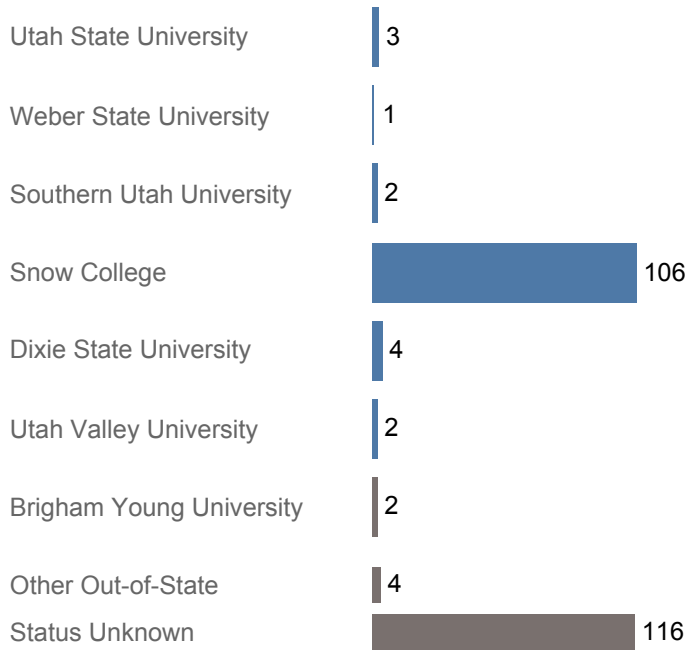




Utah System of Higher Education (USHE) High School Feedback Report
High School Graduating Class of 2017
South Sanpete District

First Year Enrollments (2017-2018)



May include individual student enrollments at multiple institutions.

High School Graduates, Scholarships, and ACT

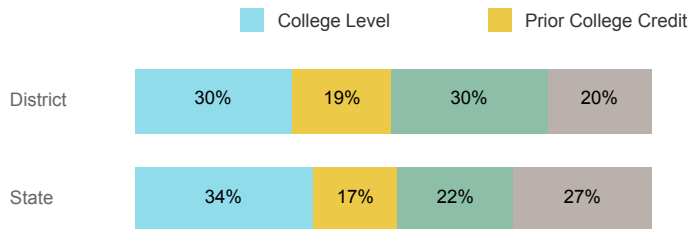
| | District | State |
|------------------------------------|----------|--------|
| Graduates | 240 | 40,099 |
| % Enrolled 1st Year | 51.7% | 45.5% |
| Applied for Regents' Scholarship | 42 | 5,522 |
| Awarded Regents' Scholarship | 28 | 3,774 |
| Avg ACT Composite Score | 20 | 21 |
| Took ACT Test | 226 | 37,614 |
| % ACT College Math Ready (≥ 22) | 34.5% | 38.7% |
| % ACT College English Ready (≥ 18) | 50.4% | 61.2% |

USHE Student Information

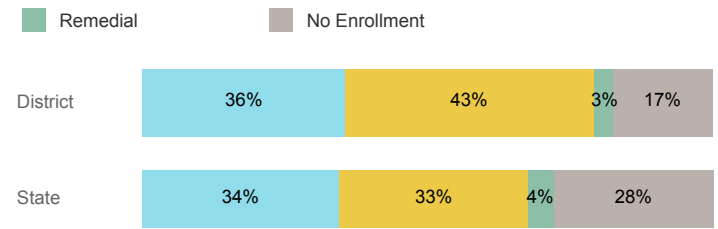
| | District | State |
|------------------------------------|----------|--------|
| Enrolled 1st Year | 115 | 15,360 |
| Avg. 1st Year GPA | 2.66 | 2.62 |
| % Pell Eligible | 50.4% | 34.1% |
| % Returned Spring Semester | 76.0% | 80.5% |
| % with 30 Credits 1st Year | 33.7% | 27.6% |
| Avg ACT Composite Score | 20 | 22 |
| Took ACT Test | 115 | 15,180 |
| % ACT College Math Ready (≥ 22) | 40.0% | 48.1% |
| % ACT College English Ready (≥ 18) | 57.4% | 74.7% |

College Performance Measures for USHE Students

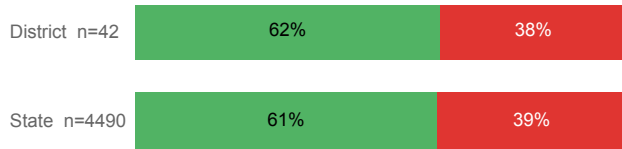
Students Taking Math by Highest Level Attempted



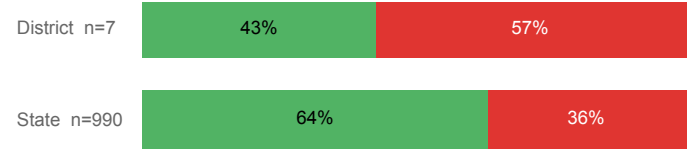
Students Taking English by Highest Level Attempted



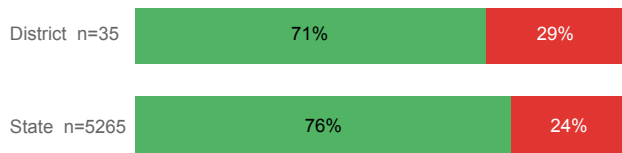
% Earning C or Higher in Remedial Math



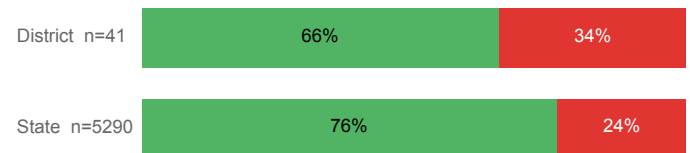
% Earning C or Higher in Remedial English



% Earning C or Higher in College Math



% Earning C or Higher in College English



For additional information regarding this report, its source data, and the reported measures, please consult the accompanying data definitions.