

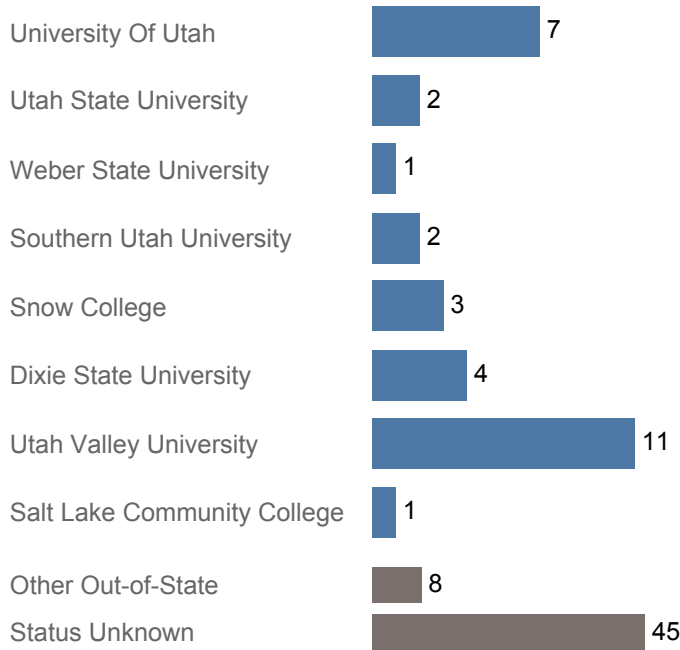


Utah System of Higher Education (USHE) High School Feedback Report

High School Graduating Class of 2017

South Summit District

First Year Enrollments (2017-2018)



May include individual student enrollments at multiple institutions.

High School Graduates, Scholarships, and ACT

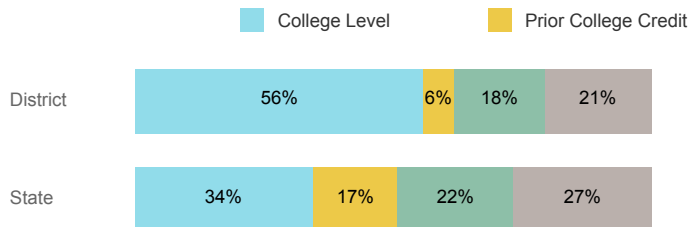
	District	State
Graduates	84	40,099
% Enrolled 1st Year	46.4%	45.5%
Applied for Regents' Scholarship	22	5,522
Awarded Regents' Scholarship	11	3,774
Avg ACT Composite Score	21	21
Took ACT Test	81	37,614
% ACT College Math Ready (≥ 22)	38.3%	38.7%
% ACT College English Ready (≥ 18)	69.1%	61.2%

USHE Student Information

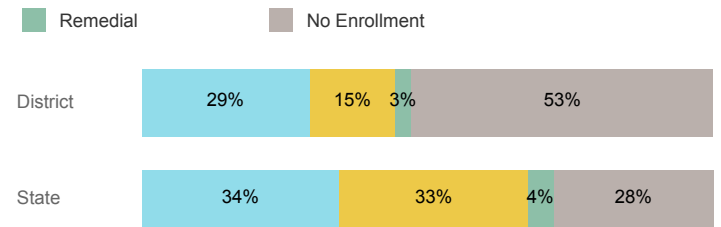
	District	State
Enrolled 1st Year	34	15,360
Avg. 1st Year GPA	2.93	2.62
% Pell Eligible	17.6%	34.1%
% Returned Spring Semester	90.6%	80.5%
% with 30 Credits 1st Year	37.5%	27.6%
Avg ACT Composite Score	22	22
Took ACT Test	34	15,180
% ACT College Math Ready (≥ 22)	50.0%	48.1%
% ACT College English Ready (≥ 18)	85.3%	74.7%

College Performance Measures for USHE Students

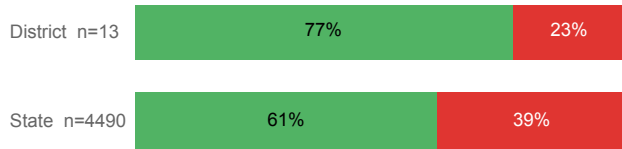
Students Taking Math by Highest Level Attempted



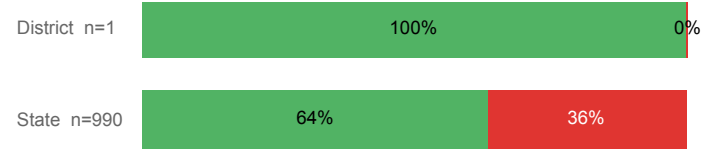
Students Taking English by Highest Level Attempted



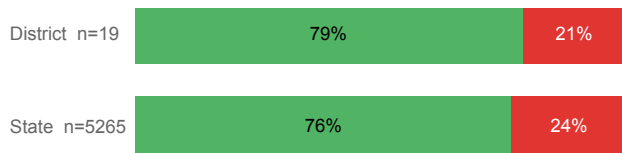
% Earning C or Higher in Remedial Math



% Earning C or Higher in Remedial English



% Earning C or Higher in College Math



% Earning C or Higher in College English

