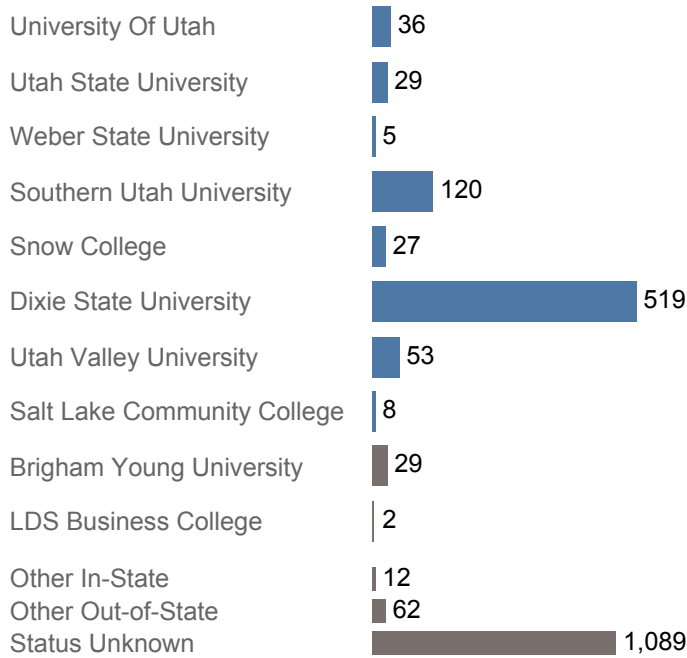




# Utah System of Higher Education (USHE) High School Feedback Report High School Graduating Class of 2017 Washington District

## First Year Enrollments (2017-2018)



May include individual student enrollments at multiple institutions.

## High School Graduates, Scholarships, and ACT

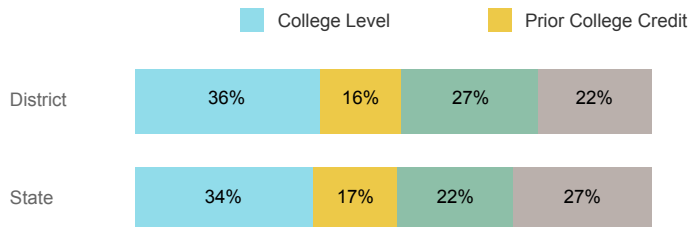
|                                    | District | State  |
|------------------------------------|----------|--------|
| Graduates                          | 1,956    | 40,099 |
| % Enrolled 1st Year                | 44.4%    | 45.5%  |
| Applied for Regents' Scholarship   | 353      | 5,522  |
| Awarded Regents' Scholarship       | 237      | 3,774  |
| Avg ACT Composite Score            | 20       | 21     |
| Took ACT Test                      | 1,759    | 37,614 |
| % ACT College Math Ready (≥ 22)    | 37.2%    | 38.7%  |
| % ACT College English Ready (≥ 18) | 58.8%    | 61.2%  |

## USHE Student Information

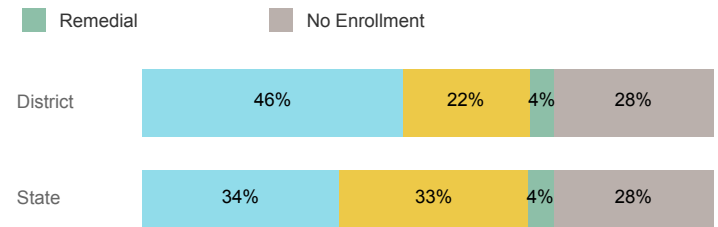
|                                    | District | State  |
|------------------------------------|----------|--------|
| Enrolled 1st Year                  | 781      | 15,360 |
| Avg. 1st Year GPA                  | 2.55     | 2.62   |
| % Pell Eligible                    | 44.0%    | 34.1%  |
| % Returned Spring Semester         | 79.8%    | 80.5%  |
| % with 30 Credits 1st Year         | 35.1%    | 27.6%  |
| Avg ACT Composite Score            | 21       | 22     |
| Took ACT Test                      | 769      | 15,180 |
| % ACT College Math Ready (≥ 22)    | 44.3%    | 48.1%  |
| % ACT College English Ready (≥ 18) | 69.3%    | 74.7%  |

## College Performance Measures for USHE Students

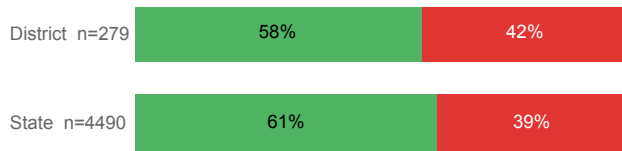
### Students Taking Math by Highest Level Attempted



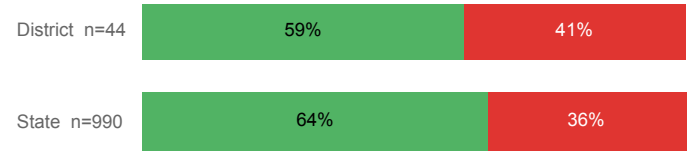
### Students Taking English by Highest Level Attempted



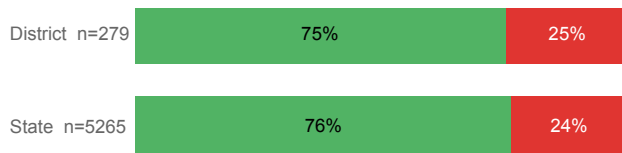
### % Earning C or Higher in Remedial Math



### % Earning C or Higher in Remedial English



### % Earning C or Higher in College Math



### % Earning C or Higher in College English

