

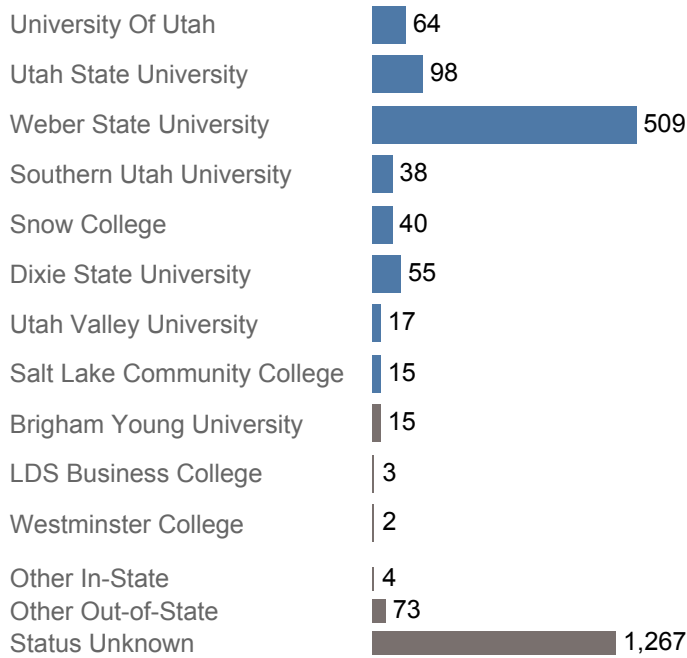


Utah System of Higher Education (USHE) High School Feedback Report

High School Graduating Class of 2017

Weber District

First Year Enrollments (2017-2018)



May include individual student enrollments at multiple institutions.

High School Graduates, Scholarships, and ACT

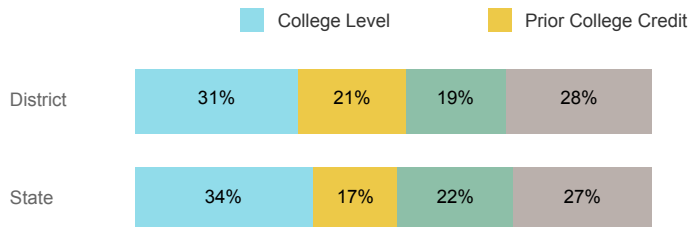
	District	State
Graduates	2,181	40,099
% Enrolled 1st Year	42.0%	45.5%
Applied for Regents' Scholarship	176	5,522
Awarded Regents' Scholarship	125	3,774
Avg ACT Composite Score	20	21
Took ACT Test	2,043	37,614
% ACT College Math Ready (≥ 22)	32.3%	38.7%
% ACT College English Ready (≥ 18)	53.9%	61.2%

USHE Student Information

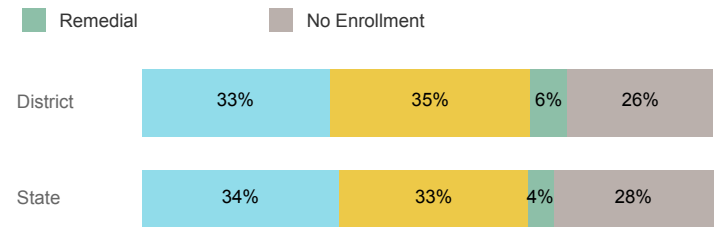
	District	State
Enrolled 1st Year	820	15,360
Avg. 1st Year GPA	2.71	2.62
% Pell Eligible	25.7%	34.1%
% Returned Spring Semester	83.0%	80.5%
% with 30 Credits 1st Year	26.2%	27.6%
Avg ACT Composite Score	22	22
Took ACT Test	812	15,180
% ACT College Math Ready (≥ 22)	45.8%	48.1%
% ACT College English Ready (≥ 18)	72.4%	74.7%

College Performance Measures for USHE Students

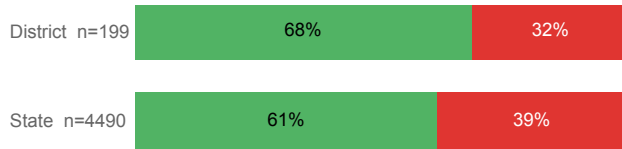
Students Taking Math by Highest Level Attempted



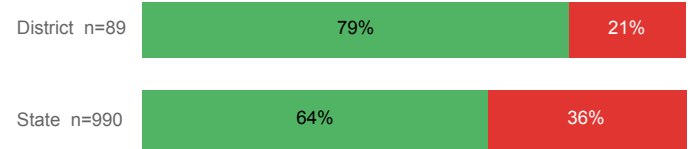
Students Taking English by Highest Level Attempted



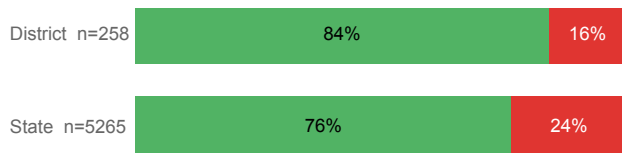
% Earning C or Higher in Remedial Math



% Earning C or Higher in Remedial English



% Earning C or Higher in College Math



% Earning C or Higher in College English

