

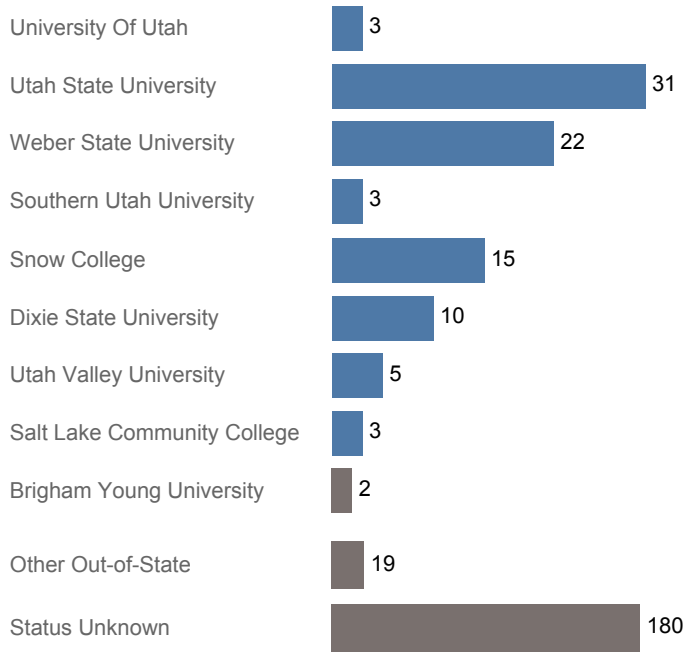


Utah System of Higher Education (USHE) High School Feedback Report

High School Graduating Class of 2017

Bear River High, Box Elder District

First Year Enrollments (2017-2018)



May include individual student enrollments at multiple institutions.

High School Graduates, Scholarships, and ACT

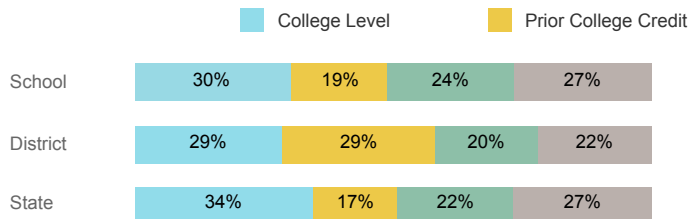
	School	District	State
Graduates	291	770	40,099
% Enrolled 1st Year	38.1%	39.1%	45.5%
Applied for Regents' Scholarship	53	165	5,522
Awarded Regents' Scholarship	34	113	3,774
Avg. ACT Composite Score	20	20	21
Took ACT Test	284	743	37,614
% ACT College Math Ready (≥ 22)	32.4%	35.8%	38.7%
% ACT College English Ready (≥ 18)	53.5%	55.2%	61.2%

USHE Student Information

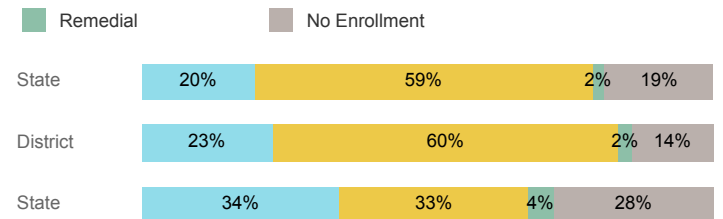
	School	District	State
Enrolled 1st Year	90	258	15,360
Avg. 1st Year GPA	2.60	2.70	2.62
% Pell Eligible	40.0%	32.9%	34.1%
% Returned Spring Semester	82.5%	81.7%	80.5%
% with 30 Credits 1st Year	35.0%	33.3%	27.6%
Avg. ACT Composite Score	21	22	22
Took ACT Test	90	258	15,180
% ACT College Math Ready (≥ 22)	41.1%	47.3%	48.1%
% ACT College English Ready (≥ 18)	70.0%	76.0%	74.7%

College Performance Measures for USHE Students

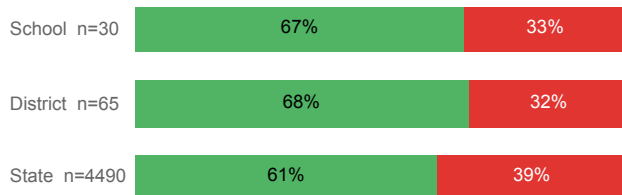
Students Taking Math by Highest Level Attempted



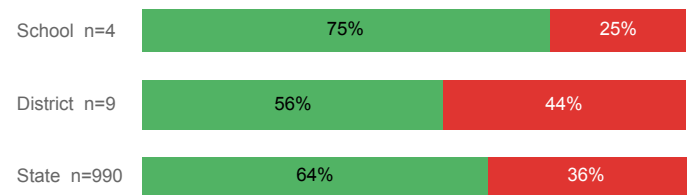
Students Taking English by Highest Level Attempted



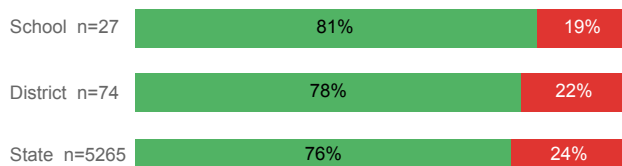
% Earning C or Higher in Remedial Math (≤ 1010)



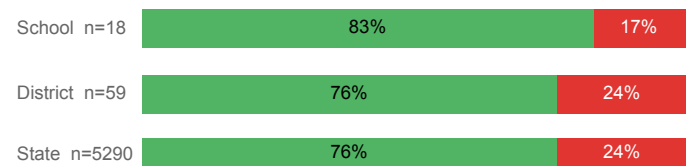
% Earning C or Higher in Remedial English (< 1000)



% Earning C or Higher in College Math (≥ 1030)



% Earning C or Higher in College English (≥ 1010)



For additional information regarding this report, its source data, and the reported measures, please consult the accompanying data definitions.

Prepared by Utah System of Higher Education
highereducat.utah.gov Published Jan. 2019.