

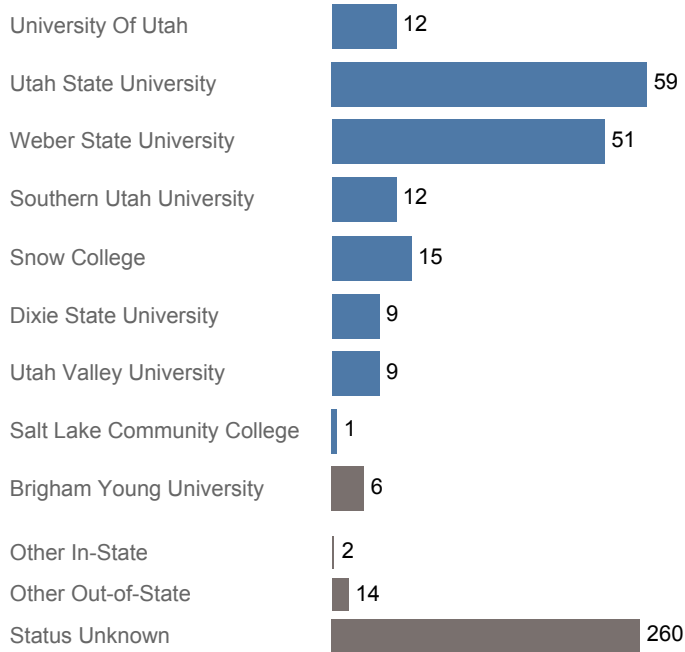


# Utah System of Higher Education (USHE) High School Feedback Report

## High School Graduating Class of 2017

### Box Elder High, Box Elder District

#### First Year Enrollments (2017-2018)



May include individual student enrollments at multiple institutions.

#### High School Graduates, Scholarships, and ACT

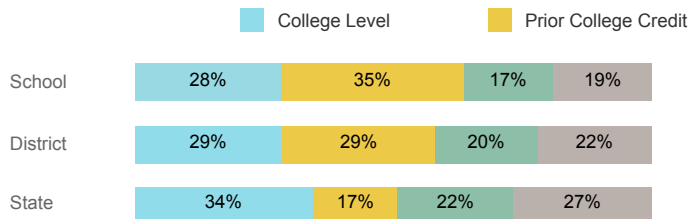
	School	District	State
Graduates	449	770	40,099
% Enrolled 1st Year	42.1%	39.1%	45.5%
Applied for Regents' Scholarship	112	165	5,522
Awarded Regents' Scholarship	79	113	3,774
Avg. ACT Composite Score	21	20	21
Took ACT Test	438	743	37,614
% ACT College Math Ready ( $\geq 22$ )	39.5%	35.8%	38.7%
% ACT College English Ready ( $\geq 18$ )	58.4%	55.2%	61.2%

#### USHE Student Information

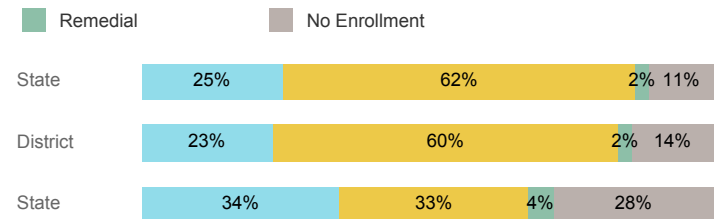
	School	District	State
Enrolled 1st Year	167	258	15,360
Avg. 1st Year GPA	2.75	2.70	2.62
% Pell Eligible	29.3%	32.9%	34.1%
% Returned Spring Semester	81.8%	81.7%	80.5%
% with 30 Credits 1st Year	32.7%	33.3%	27.6%
Avg. ACT Composite Score	23	22	22
Took ACT Test	167	258	15,180
% ACT College Math Ready ( $\geq 22$ )	50.9%	47.3%	48.1%
% ACT College English Ready ( $\geq 18$ )	79.6%	76.0%	74.7%

#### College Performance Measures for USHE Students

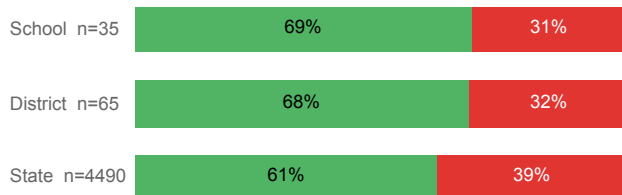
##### Students Taking Math by Highest Level Attempted



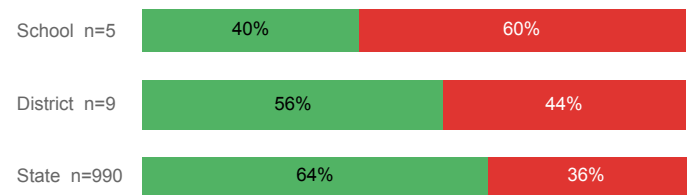
##### Students Taking English by Highest Level Attempted



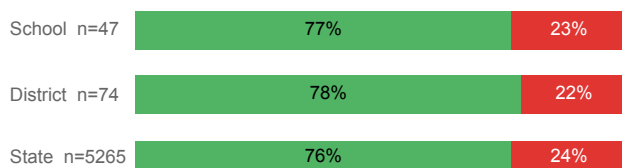
##### % Earning C or Higher in Remedial Math ( $\leq 1010$ )



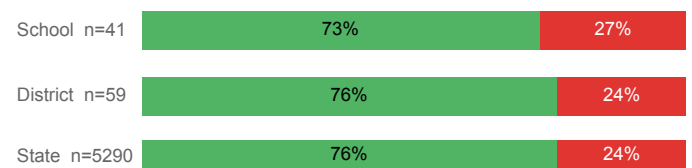
##### % Earning C or Higher in Remedial English ( $< 1000$ )



##### % Earning C or Higher in College Math ( $\geq 1030$ )



##### % Earning C or Higher in College English ( $\geq 1010$ )



For additional information regarding this report, its source data, and the reported measures, please consult the accompanying data definitions.

Prepared by Utah System of Higher Education  
higheredutah.org Published Jan. 2019.