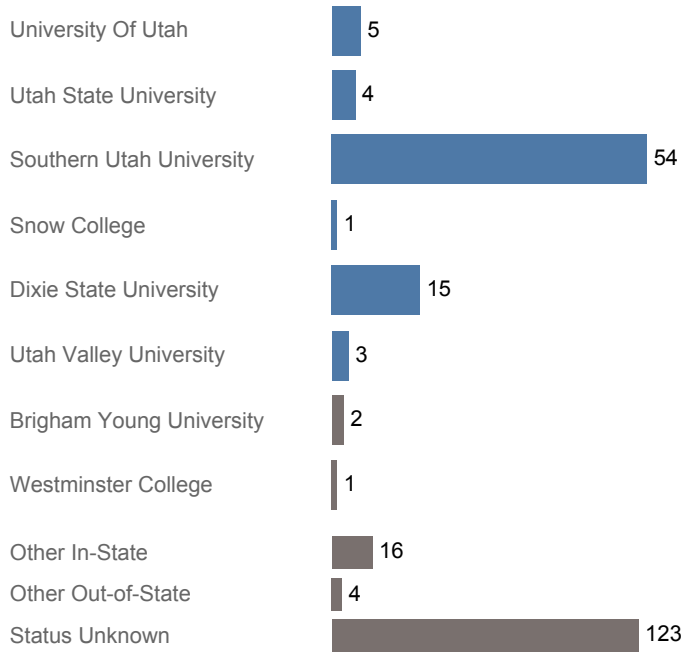




Utah System of Higher Education (USHE) High School Feedback Report
High School Graduating Class of 2017
Canyon View High, Iron District

First Year Enrollments (2017-2018)



May include individual student enrollments at multiple institutions.

High School Graduates, Scholarships, and ACT

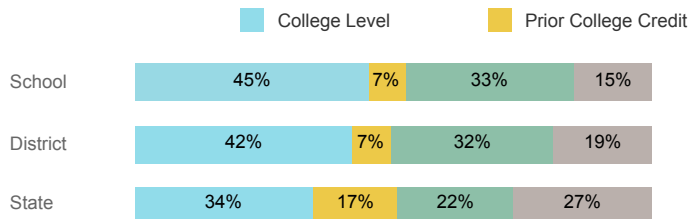
	School	District	State
Graduates	222	594	40,099
% Enrolled 1st Year	44.6%	43.8%	45.5%
Applied for Regents' Scholarship	6	52	5,522
Awarded Regents' Scholarship	2	38	3,774
Avg. ACT Composite Score	20	20	21
Took ACT Test	214	575	37,614
% ACT College Math Ready (≥ 22)	28.0%	28.3%	38.7%
% ACT College English Ready (≥ 18)	55.6%	56.2%	61.2%

USHE Student Information

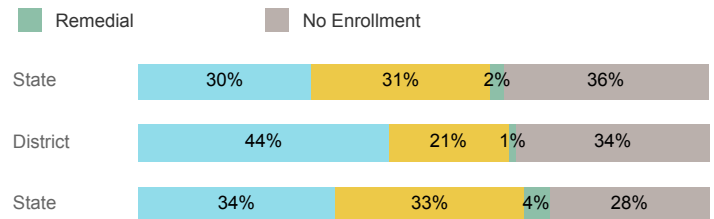
	School	District	State
Enrolled 1st Year	86	228	15,360
Avg. 1st Year GPA	2.43	2.57	2.62
% Pell Eligible	40.7%	40.4%	34.1%
% Returned Spring Semester	76.2%	78.1%	80.5%
% with 30 Credits 1st Year	27.4%	34.2%	27.6%
Avg. ACT Composite Score	21	21	22
Took ACT Test	86	228	15,180
% ACT College Math Ready (≥ 22)	33.7%	35.5%	48.1%
% ACT College English Ready (≥ 18)	67.4%	73.7%	74.7%

College Performance Measures for USHE Students

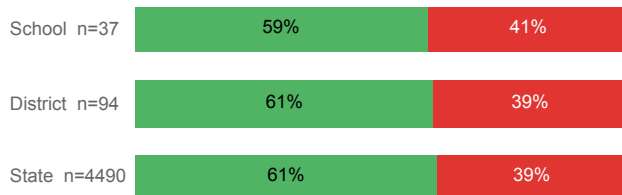
Students Taking Math by Highest Level Attempted



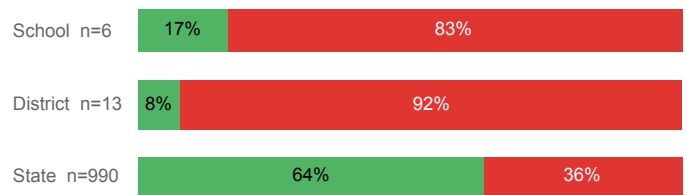
Students Taking English by Highest Level Attempted



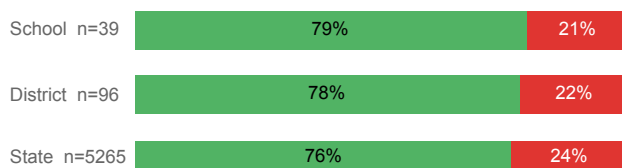
% Earning C or Higher in Remedial Math (≤ 1010)



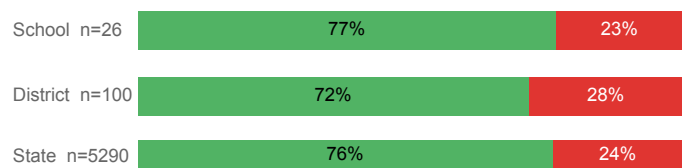
% Earning C or Higher in Remedial English (< 1000)



% Earning C or Higher in College Math (≥ 1030)



% Earning C or Higher in College English (≥ 1010)



For additional information regarding this report, its source data, and the reported measures, please consult the accompanying data definitions.

Prepared by Utah System of Higher Education
 higheredutah.org Published Jan. 2019.